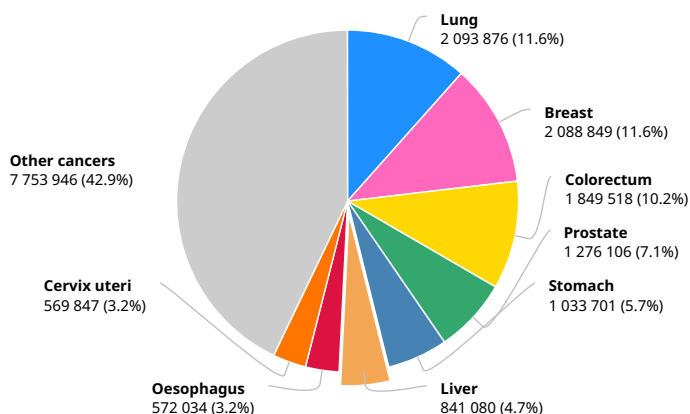


Liver

Source: Globocan 2018

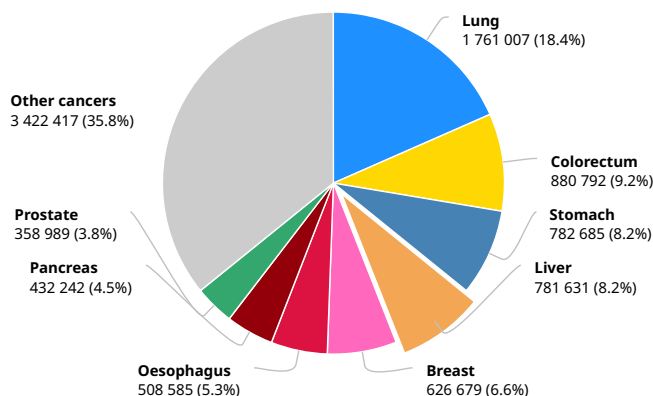


Number of new cases in 2018, both sexes, all ages



Total: 18 078 957 cases

Number of deaths in 2018, both sexes, all ages

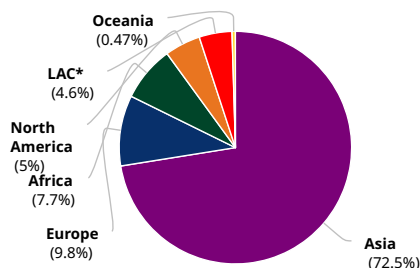


Total: 9 555 027 deaths

Cancer incidence and mortality statistics worldwide and by region

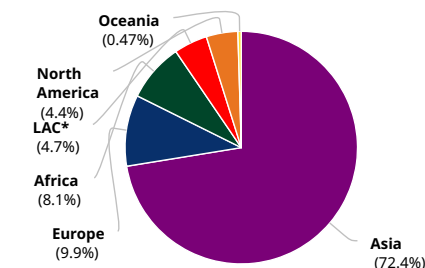
	Incidence						Mortality					
	Both sexes		Males		Females		Both sexes		Males		Females	
	New cases	Cum. risk 0-74 (%)	New cases	Cum. risk 0-74 (%)	New cases	Cum. risk 0-74 (%)	Deaths	Cum. risk 0-74 (%)	Deaths	Cum. risk 0-74 (%)	Deaths	Cum. risk 0-74 (%)
Eastern Africa	11 550	0.52	7 011	0.66	4 539	0.40	11 251	0.52	6 799	0.67	4 452	0.40
Middle Africa	6 010	0.69	4 137	0.98	1 873	0.43	5 853	0.69	4 056	0.99	1 797	0.42
Northern Africa	27 935	1.71	19 912	2.50	8 023	0.96	27 505	1.69	19 570	2.47	7 935	0.95
Southern Africa	2 710	0.53	1 692	0.79	1 018	0.33	2 597	0.51	1 614	0.75	983	0.32
Western Africa	16 574	0.91	10 778	1.21	5 796	0.64	16 356	0.90	10 747	1.20	5 609	0.62
Caribbean	2 923	0.58	1 706	0.75	1 217	0.43	2 791	0.54	1 588	0.69	1 203	0.41
Central America	11 229	0.73	5 513	0.76	5 716	0.70	10 672	0.69	5 324	0.73	5 348	0.66
South America	24 248	0.52	13 565	0.67	10 683	0.39	22 973	0.49	12 738	0.63	10 235	0.37
North America	41 851	0.80	29 900	1.23	11 951	0.40	34 339	0.59	22 889	0.88	11 450	0.33
Eastern Asia	467 327	2.01	343 523	3.01	123 804	0.99	427 932	1.80	312 228	2.70	115 704	0.90
South-Eastern Asia	89 010	1.53	65 407	2.39	23 603	0.77	88 429	1.52	65 238	2.37	23 191	0.75
South-Central Asia	44 010	0.30	29 027	0.40	14 983	0.19	40 812	0.28	27 060	0.38	13 752	0.18
Western Asia	9 249	0.47	5 787	0.65	3 462	0.31	9 096	0.47	5 697	0.64	3 399	0.31
Central and Eastern Europe	22 784	0.49	13 737	0.76	9 047	0.29	22 745	0.48	13 581	0.75	9 164	0.28
Western Europe	23 659	0.65	17 300	1.05	6 359	0.28	22 637	0.54	15 896	0.84	6 741	0.25
Southern Europe	25 026	0.81	17 702	1.31	7 324	0.35	21 996	0.60	14 800	0.95	7 196	0.27
Northern Europe	10 997	0.55	7 086	0.79	3 911	0.33	9 997	0.43	6 088	0.60	3 909	0.27
Australia and New Zealand	2 921	0.67	2 115	1.06	806	0.30	2 709	0.54	1 881	0.82	828	0.27
Melanesia	915	1.26	557	1.54	358	1.01	819	1.21	491	1.47	328	0.97
Polynesia	67	1.04	50	1.87	17	0.25	54	0.88	36	1.50	18	0.30
Micronesia	85	1.86	69	3.06	16	0.67	68	1.53	54	2.39	14	0.67
Low HDI	33 447	0.66	21 138	0.86	12 309	0.48	32 674	0.65	20 754	0.86	11 920	0.47
Medium HDI	143 274	0.69	101 603	1.01	41 671	0.38	139 070	0.67	98 938	0.98	40 132	0.37
High HDI	468 977	1.60	339 199	2.38	129 778	0.84	442 611	1.50	318 121	2.22	124 490	0.80
Very high HDI	195 092	0.81	134 426	1.27	60 666	0.39	167 010	0.61	110 379	0.95	56 631	0.31
World	841 080	1.08	596 574	1.61	244 506	0.57	781 631	0.98	548 375	1.46	233 256	0.53

Incidence, both sexes



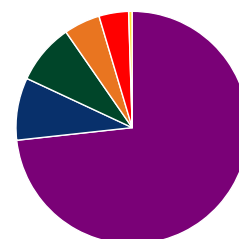
Population	Number
Asia	609 596
Europe	82 466
Africa	64 779
North America	41 851
*Latin America and the Caribbean	38 400
Oceania	3 988
Total	841 080

Mortality, both sexes



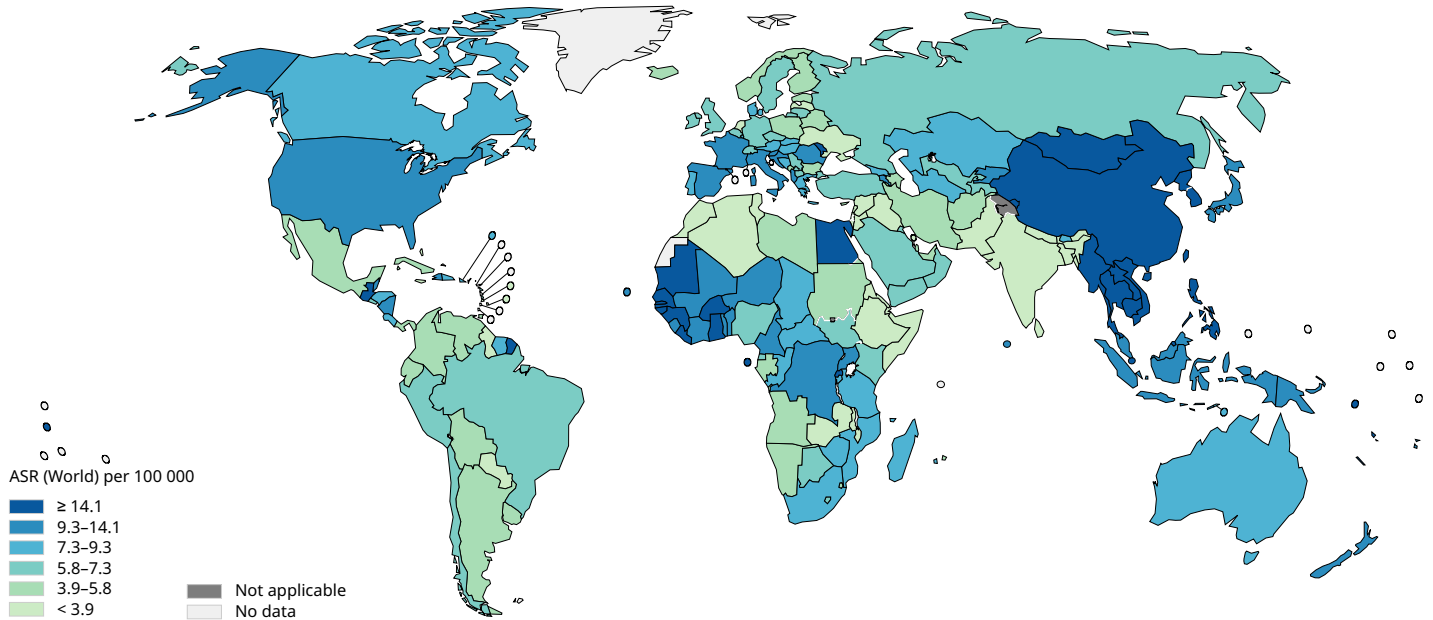
Population	Number
Asia	566 269
Europe	77 375
Africa	63 562
*Latin America and the Caribbean	36 436
North America	34 339
Oceania	3 650
Total	781 631

5-year prevalence, both sexes

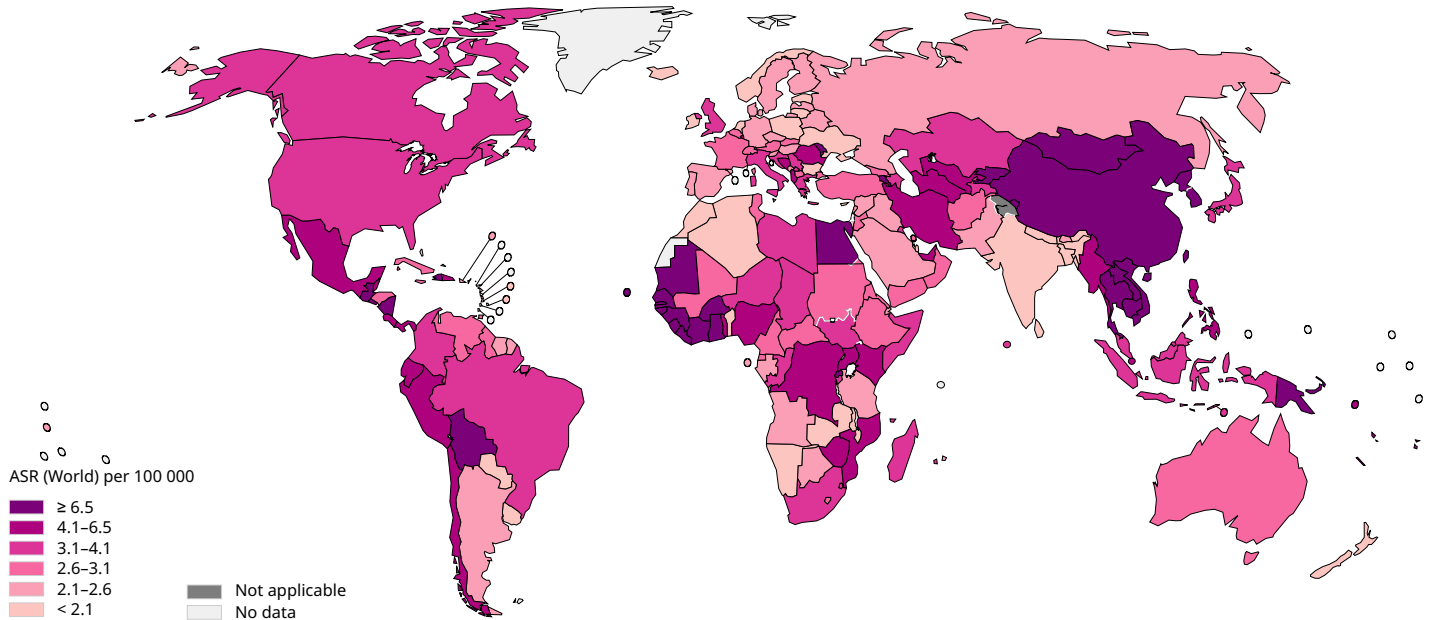


Population	Number
Asia	494 783
Europe	58 477
Africa	56 736
North America	34 107
*Latin America and the Caribbean	27 795
Oceania	3 312
Total	675 210

Age standardized (World) incidence rates, liver, males, all ages



Age standardized (World) incidence rates, liver, females, all ages

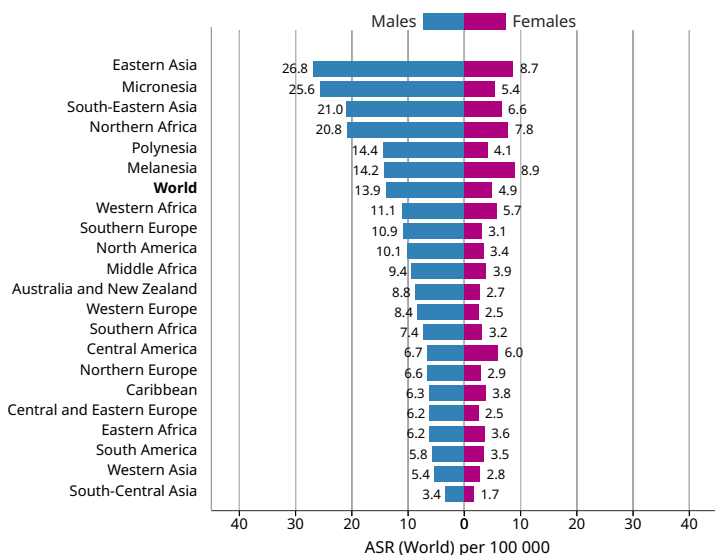


Data source: GLOBOCAN 2018
 Graph production: IARC (<http://gco.iarc.fr/today>)
 World Health Organization



© International Agency for Research on Cancer 2018

Age standardized (World) incidence rates, liver, by sex



Age standardized (World) incidence and mortality rates, liver

