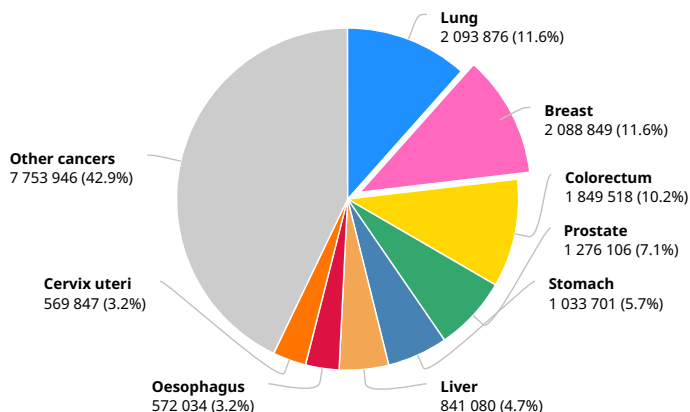


Breast

Source: Globocan 2018

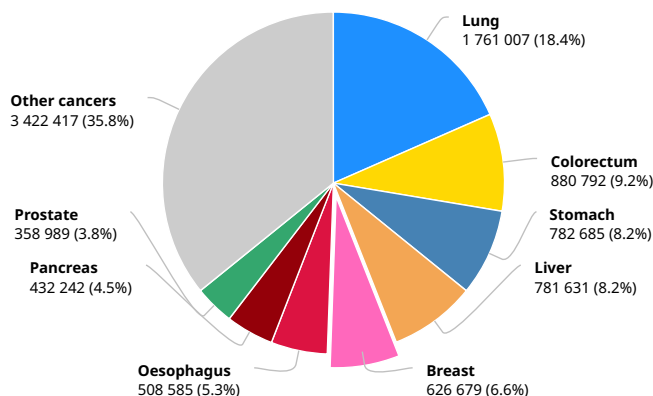


Number of new cases in 2018, both sexes, all ages



Total: 18 078 957 cases

Number of deaths in 2018, both sexes, all ages

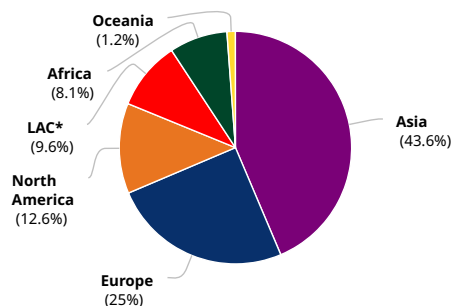


Total: 9 555 027 deaths

Cancer incidence and mortality statistics worldwide and by region

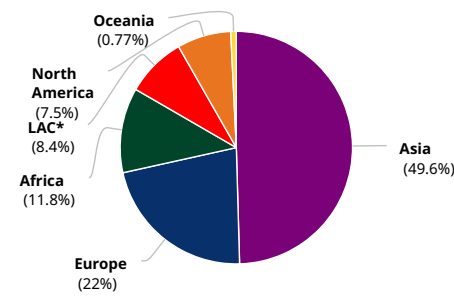
	Incidence						Mortality					
	Both sexes		Males		Females		Both sexes		Males		Females	
	New cases	Cum. risk 0-74 (%)	New cases	Cum. risk 0-74 (%)	New cases	Cum. risk 0-74 (%)	Deaths	Cum. risk 0-74 (%)	Deaths	Cum. risk 0-74 (%)	Deaths	Cum. risk 0-74 (%)
Eastern Africa	40 310	3.15	-	-	40 310	3.15	20 165	1.62	-	-	20 165	1.62
Middle Africa	14 486	2.89	-	-	14 486	2.89	7 864	1.64	-	-	7 864	1.64
Northern Africa	53 917	5.06	-	-	53 917	5.06	20 058	1.96	-	-	20 058	1.96
Southern Africa	14 820	4.93	-	-	14 820	4.93	5 002	1.60	-	-	5 002	1.60
Western Africa	45 157	3.92	-	-	45 157	3.92	20 983	1.92	-	-	20 983	1.92
Caribbean	14 097	5.50	-	-	14 097	5.50	5 496	1.95	-	-	5 496	1.95
Central America	35 349	4.17	-	-	35 349	4.17	9 341	1.14	-	-	9 341	1.14
South America	150 288	6.19	-	-	150 288	6.19	37 721	1.45	-	-	37 721	1.45
North America	262 347	9.32	-	-	262 347	9.32	46 963	1.38	-	-	46 963	1.38
Eastern Asia	476 509	4.15	-	-	476 509	4.15	119 678	0.93	-	-	119 678	0.93
South-Eastern Asia	137 514	4.17	-	-	137 514	4.17	50 935	1.61	-	-	50 935	1.61
South-Central Asia	241 077	2.81	-	-	241 077	2.81	123 060	1.53	-	-	123 060	1.53
Western Asia	55 914	4.81	-	-	55 914	4.81	16 904	1.45	-	-	16 904	1.45
Central and Eastern Europe	149 024	6.10	-	-	149 024	6.10	49 951	1.80	-	-	49 951	1.80
Western Europe	169 640	9.90	-	-	169 640	9.90	41 629	1.65	-	-	41 629	1.65
Southern Europe	119 577	8.51	-	-	119 577	8.51	28 064	1.41	-	-	28 064	1.41
Northern Europe	84 272	9.63	-	-	84 272	9.63	18 063	1.46	-	-	18 063	1.46
Australia/New Zealand	22 062	10.16	-	-	22 062	10.16	3 631	1.37	-	-	3 631	1.37
Melanesia	2 116	5.30	-	-	2 116	5.30	1 046	2.73	-	-	1 046	2.73
Polynesia	252	7.46	-	-	252	7.46	78	2.46	-	-	78	2.46
Micronesia	121	4.44	-	-	121	4.44	47	1.71	-	-	47	1.71
Low Human Development	105 620	3.40	-	-	105 620	3.40	52 846	1.78	-	-	52 846	1.78
Medium Human Development	402 800	3.34	-	-	402 800	3.34	183 827	1.61	-	-	183 827	1.61
High Human Development	666 731	4.29	-	-	666 731	4.29	184 014	1.12	-	-	184 014	1.12
Very High Human Development	912 469	8.16	-	-	912 469	8.16	205 616	1.44	-	-	205 616	1.44
World	2 088 849	5.03	-	-	2 088 849	5.03	626 679	1.41	-	-	626 679	1.41

Incidence, both sexes



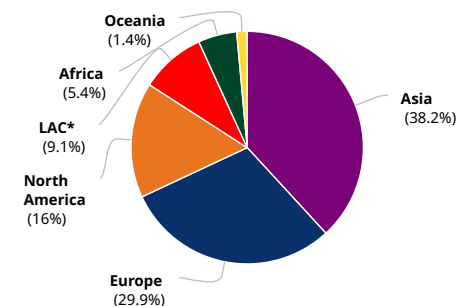
Population	Number
Asia	911 014
Europe	522 513
North America	262 347
*Latin America and the Caribbean	199 734
Africa	168 690
Oceania	24 551
Total	2 088 849

Mortality, both sexes



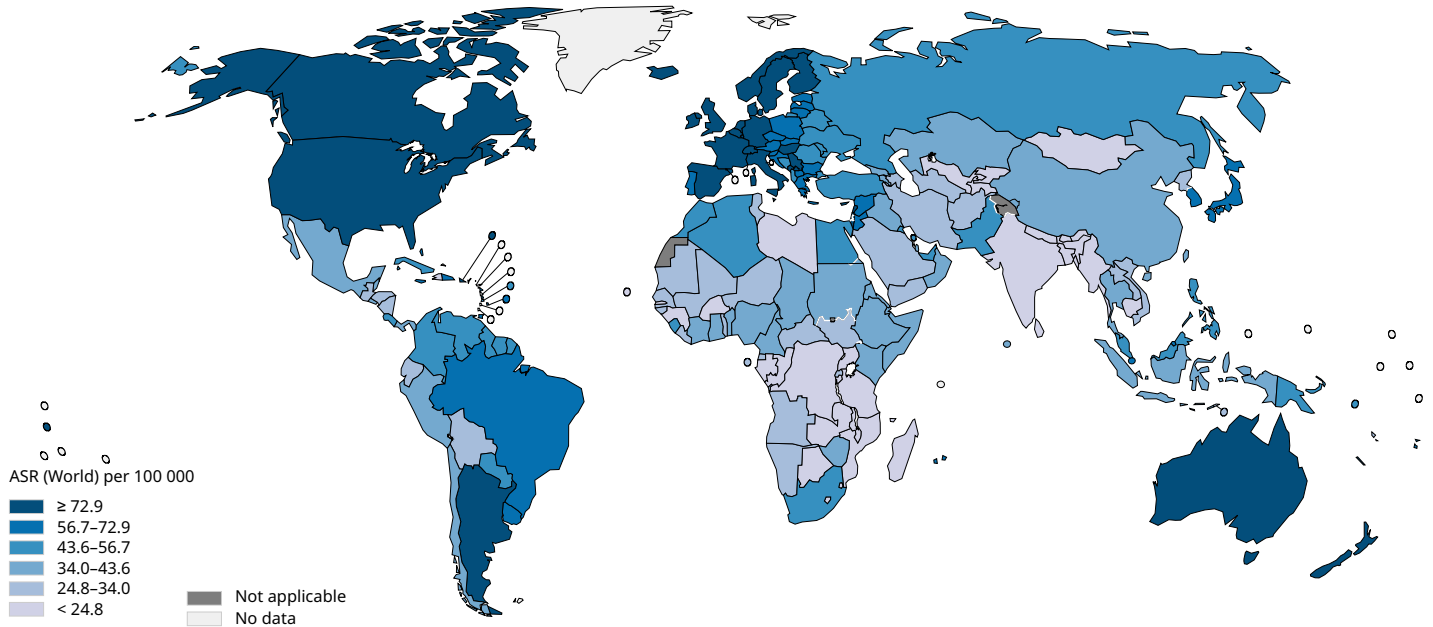
Population	Number
Asia	310 577
Europe	137 707
Africa	74 072
*Latin America and the Caribbean	52 558
North America	46 963
Oceania	4 802
Total	626 679

5-year prevalence, both sexes

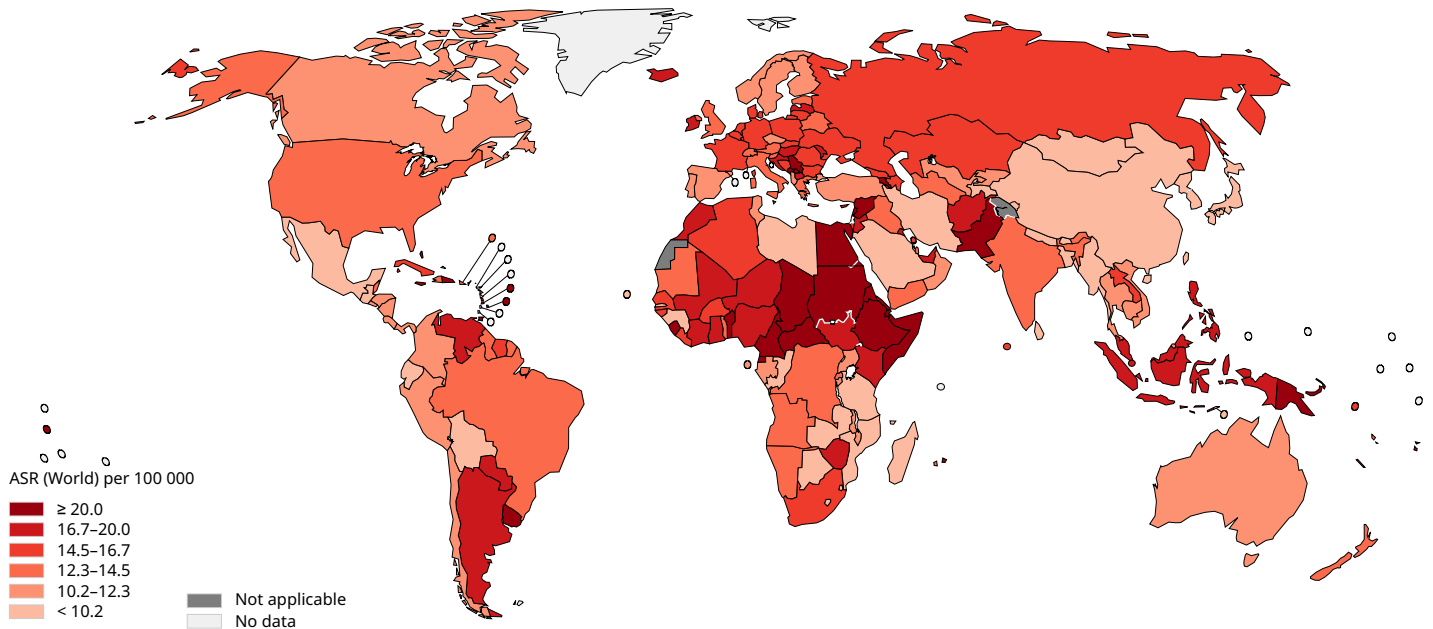


Population	Number
Asia	2 623 745
Europe	2 054 887
North America	1 102 533
*Latin America and the Caribbean	624 902
Africa	370 015
Oceania	99 017
Total	6 875 099

Age standardized (World) incidence rates, breast, all ages



Age standardized (World) mortality rates, breast, all ages

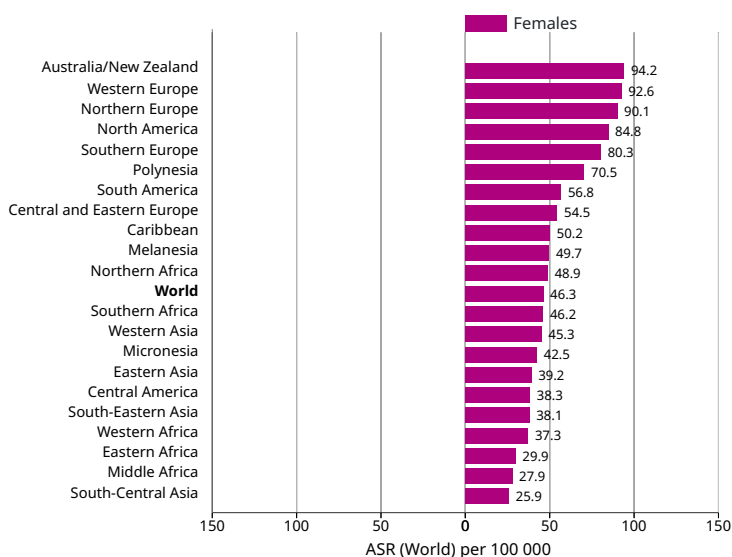


Data source: GLOBOCAN 2018
 Graph production: IARC (<http://gco.iarc.fr/today>)
 World Health Organization



© International Agency for Research on Cancer 2018

Age standardized (World) incidence rates, breast, by sex



Age standardized (World) incidence and mortality rates, breast

