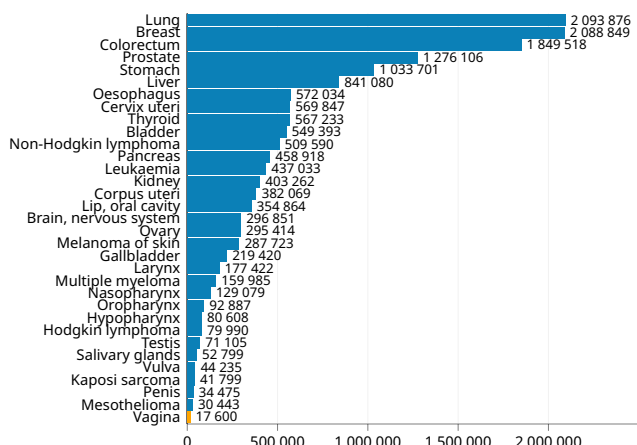


# Vagina

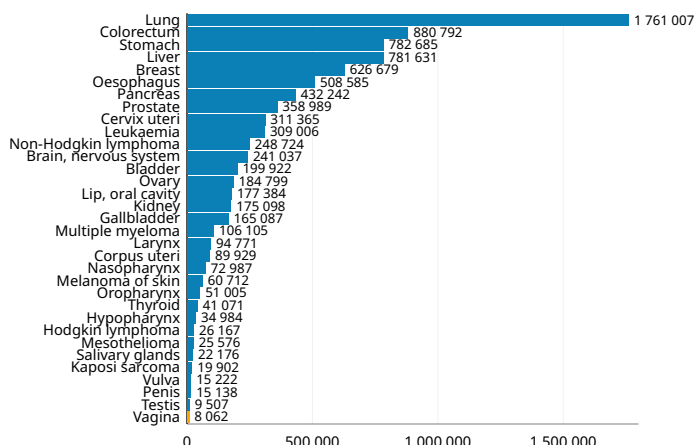
Source: Globocan 2018



Number of new cases in 2018, both sexes, all ages



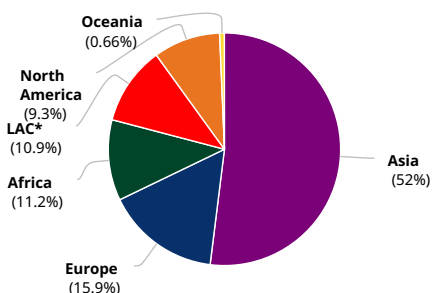
Number of deaths in 2018, both sexes, all ages



Cancer incidence and mortality statistics worldwide and by region

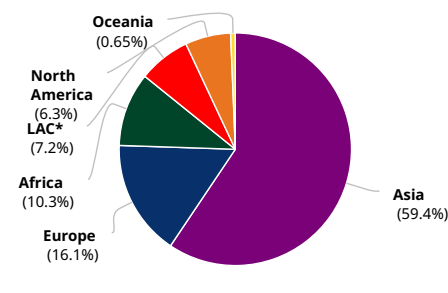
	Incidence						Mortality					
	Both sexes		Males		Females		Both sexes		Males		Females	
	New cases	Cum. risk 0-74 (%)	New cases	Cum. risk 0-74 (%)	New cases	Cum. risk 0-74 (%)	Deaths	Cum. risk 0-74 (%)	Deaths	Cum. risk 0-74 (%)	Deaths	Cum. risk 0-74 (%)
Eastern Africa	888	0.08	-	-	888	0.08	379	0.04	-	-	379	0.04
Middle Africa	225	0.05	-	-	225	0.05	110	0.02	-	-	110	0.02
Northern Africa	268	0.03	-	-	268	0.03	95	0.01	-	-	95	0.01
Southern Africa	117	0.04	-	-	117	0.04	35	0.01	-	-	35	0.01
Western Africa	479	0.05	-	-	479	0.05	209	0.02	-	-	209	0.02
Caribbean	362	0.15	-	-	362	0.15	164	0.06	-	-	164	0.06
Central America	347	0.05	-	-	347	0.05	96	0.01	-	-	96	0.01
South America	1 216	0.05	-	-	1 216	0.05	322	0.01	-	-	322	0.01
North America	1 639	0.05	-	-	1 639	0.05	511	0.01	-	-	511	0.01
Eastern Asia	2 121	0.02	-	-	2 121	0.02	843	0.01	-	-	843	0.01
South-Eastern Asia	819	0.03	-	-	819	0.03	429	0.01	-	-	429	0.01
South-Central Asia	5 970	0.08	-	-	5 970	0.08	3 405	0.04	-	-	3 405	0.04
Western Asia	237	0.02	-	-	237	0.02	114	0.01	-	-	114	0.01
Central and Eastern Europe	1 014	0.04	-	-	1 014	0.04	508	0.02	-	-	508	0.02
Western Europe	893	0.04	-	-	893	0.04	384	0.01	-	-	384	0.01
Southern Europe	511	0.03	-	-	511	0.03	230	0.01	-	-	230	0.01
Northern Europe	378	0.04	-	-	378	0.04	176	0.01	-	-	176	0.01
Australia and New Zealand	96	0.04	-	-	96	0.04	36	0.01	-	-	36	0.01
Melanesia	20	0.05	-	-	20	0.05	16	0.04	-	-	16	0.04
Polynesia	0	0	-	-	0	0	0	0	-	-	0	0
Micronesia	0	0	-	-	0	0	0	0	-	-	0	0
Low HDI	1 593	0.06	-	-	1 593	0.06	739	0.03	-	-	739	0.03
Medium HDI	7 028	0.07	-	-	7 028	0.07	3 879	0.04	-	-	3 879	0.04
High HDI	3 939	0.03	-	-	3 939	0.03	1 454	0.01	-	-	1 454	0.01
Very high HDI	5 029	0.04	-	-	5 029	0.04	1 987	0.01	-	-	1 987	0.01
World	17 600	0.04	-	-	17 600	0.04	8 062	0.02	-	-	8 062	0.02

Incidence, both sexes



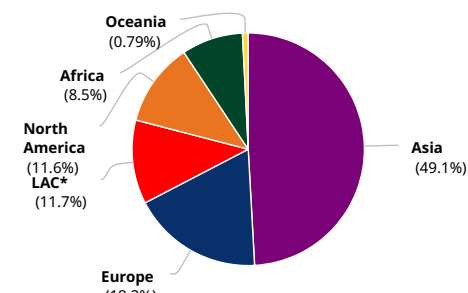
Population	Number
Asia	9 147
Europe	2 796
Africa	1 977
*Latin America and the Caribbean	1 925
North America	1 639
Oceania	116
Total	17 600

Mortality, both sexes



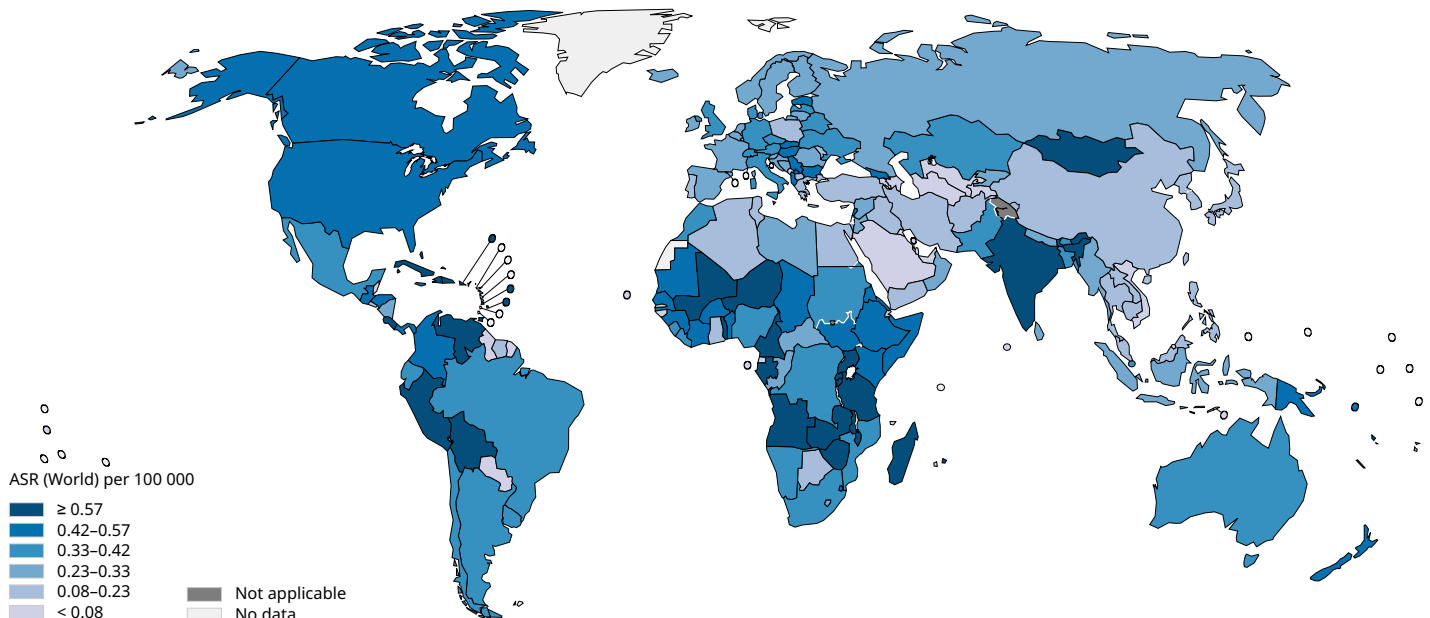
Population	Number
Asia	4 791
Europe	1 298
Africa	828
*Latin America and the Caribbean	582
North America	511
Oceania	52
Total	8 062

5-year prevalence, both sexes

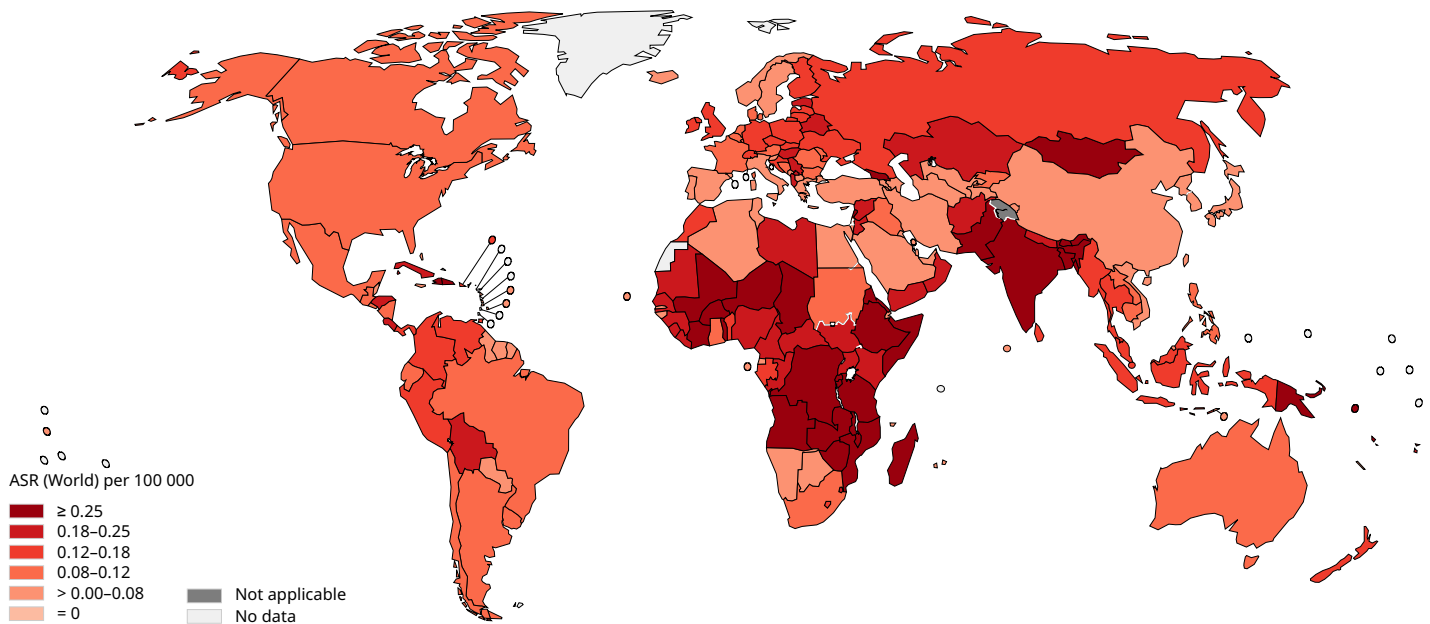


Population	Number
Asia	21 559
Europe	8 004
*Latin America and the Caribbean	5 124
North America	5 097
Africa	3 746
Oceania	347
Total	43 877

Age standardized (World) incidence rates, vagina, all ages



Age standardized (World) mortality rates, vagina, all ages

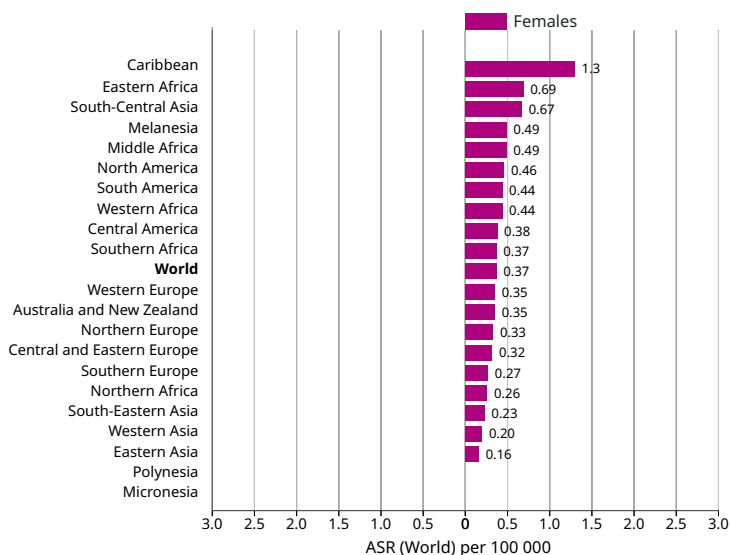


Data source: GLOBOCAN 2018  
 Graph production: IARC (<http://gco.iarc.fr/today>)  
 World Health Organization



© International Agency for Research on Cancer 2018

Age standardized (World) incidence rates, vagina, by sex



Age standardized (World) incidence and mortality rates, vagina

