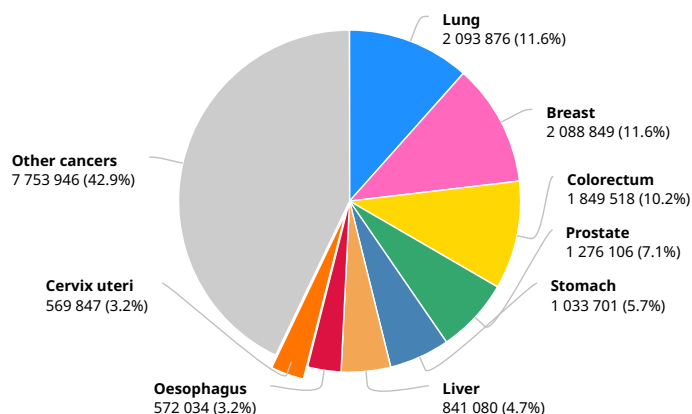


Cervix uteri

Source: Globocan 2018

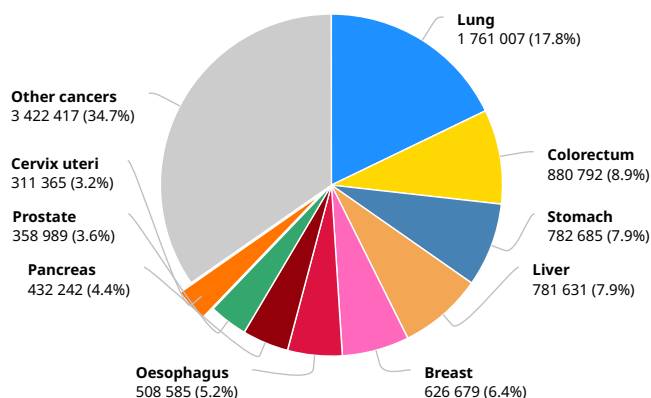


Number of new cases in 2018, both sexes, all ages



Total: 18 078 957 cases

Number of deaths in 2018, both sexes, all ages

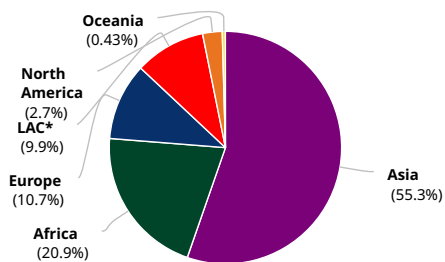


Total: 9 555 027 deaths

Cancer incidence and mortality statistics worldwide and by region

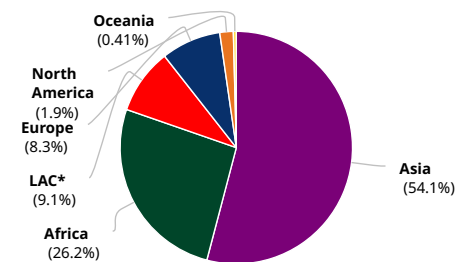
	Incidence						Mortality					
	Both sexes		Males		Females		Both sexes		Males		Females	
	New cases	Cum. risk 0-74 (%)	New cases	Cum. risk 0-74 (%)	New cases	Cum. risk 0-74 (%)	Deaths	Cum. risk 0-74 (%)	Deaths	Cum. risk 0-74 (%)	Deaths	Cum. risk 0-74 (%)
Eastern Africa	52 633	4.34	-	-	52 633	4.34	37 017	3.42	-	-	37 017	3.42
Middle Africa	12 635	3.02	-	-	12 635	3.02	9 418	2.49	-	-	9 418	2.49
Northern Africa	7 652	0.82	-	-	7 652	0.82	5 243	0.62	-	-	5 243	0.62
Southern Africa	14 409	4.20	-	-	14 409	4.20	6 480	2.07	-	-	6 480	2.07
Western Africa	31 955	3.47	-	-	31 955	3.47	23 529	2.79	-	-	23 529	2.79
Caribbean	4 200	1.54	-	-	4 200	1.54	2 464	0.94	-	-	2 464	0.94
Central America	12 406	1.32	-	-	12 406	1.32	6 619	0.77	-	-	6 619	0.77
South America	39 581	1.56	-	-	39 581	1.56	19 235	0.75	-	-	19 235	0.75
North America	15 502	0.62	-	-	15 502	0.62	5 852	0.21	-	-	5 852	0.21
Eastern Asia	126 874	1.09	-	-	126 874	1.09	54 547	0.45	-	-	54 547	0.45
South-Eastern Asia	62 456	1.86	-	-	62 456	1.86	35 738	1.16	-	-	35 738	1.16
South-Central Asia	120 924	1.41	-	-	120 924	1.41	75 133	0.92	-	-	75 133	0.92
Western Asia	5 092	0.45	-	-	5 092	0.45	2 993	0.28	-	-	2 993	0.28
Central and Eastern Europe	35 940	1.58	-	-	35 940	1.58	16 011	0.66	-	-	16 011	0.66
Western Europe	9 658	0.66	-	-	9 658	0.66	4 246	0.22	-	-	4 246	0.22
Southern Europe	9 155	0.77	-	-	9 155	0.77	3 512	0.24	-	-	3 512	0.24
Northern Europe	6 319	0.85	-	-	6 319	0.85	2 060	0.21	-	-	2 060	0.21
Australia/New Zealand	1 114	0.55	-	-	1 114	0.55	403	0.18	-	-	403	0.18
Melanesia	1 254	2.60	-	-	1 254	2.60	825	1.90	-	-	825	1.90
Polynesia	37	1.16	-	-	37	1.16	18	0.60	-	-	18	0.60
Micronesia	51	2.03	-	-	51	2.03	22	0.97	-	-	22	0.97
Low Human Development	89 937	3.31	-	-	89 937	3.31	65 614	2.68	-	-	65 614	2.68
Medium Human Development	206 052	1.69	-	-	206 052	1.69	122 773	1.08	-	-	122 773	1.08
High Human Development	180 877	1.13	-	-	180 877	1.13	85 419	0.55	-	-	85 419	0.55
Very High Human Development	92 705	0.92	-	-	92 705	0.92	37 400	0.32	-	-	37 400	0.32
World	569 847	1.36	-	-	569 847	1.36	311 365	0.77	-	-	311 365	0.77

Incidence, both sexes



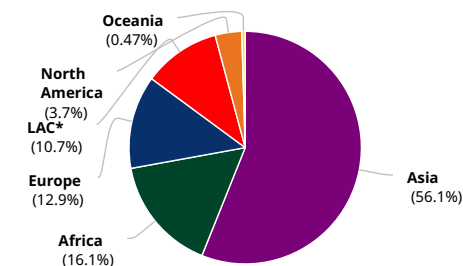
Population	Number
Asia	315 346
Africa	119 284
Europe	61 072
*Latin America and the Caribbean	56 187
North America	15 502
Oceania	2 456
Total	569 847

Mortality, both sexes



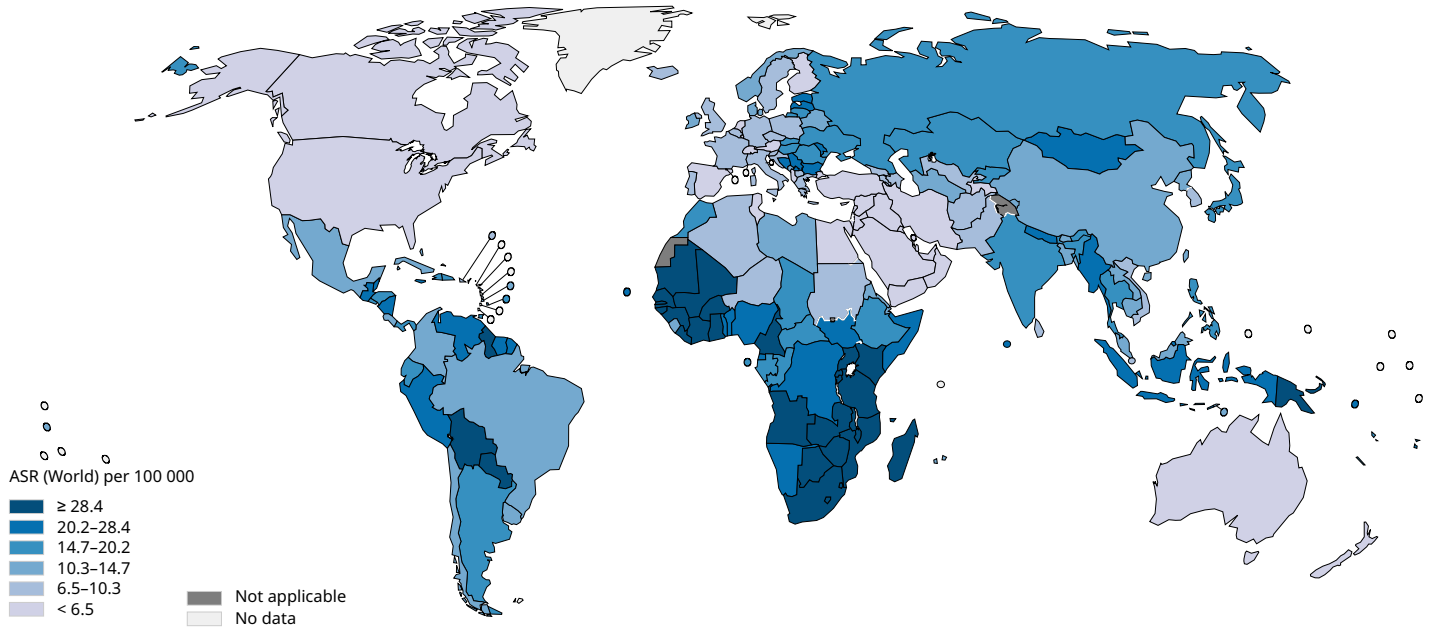
Population	Number
Asia	168 411
Africa	81 687
*Latin America and the Caribbean	28 318
Europe	25 829
North America	5 852
Oceania	1 268
Total	311 365

5-year prevalence, both sexes

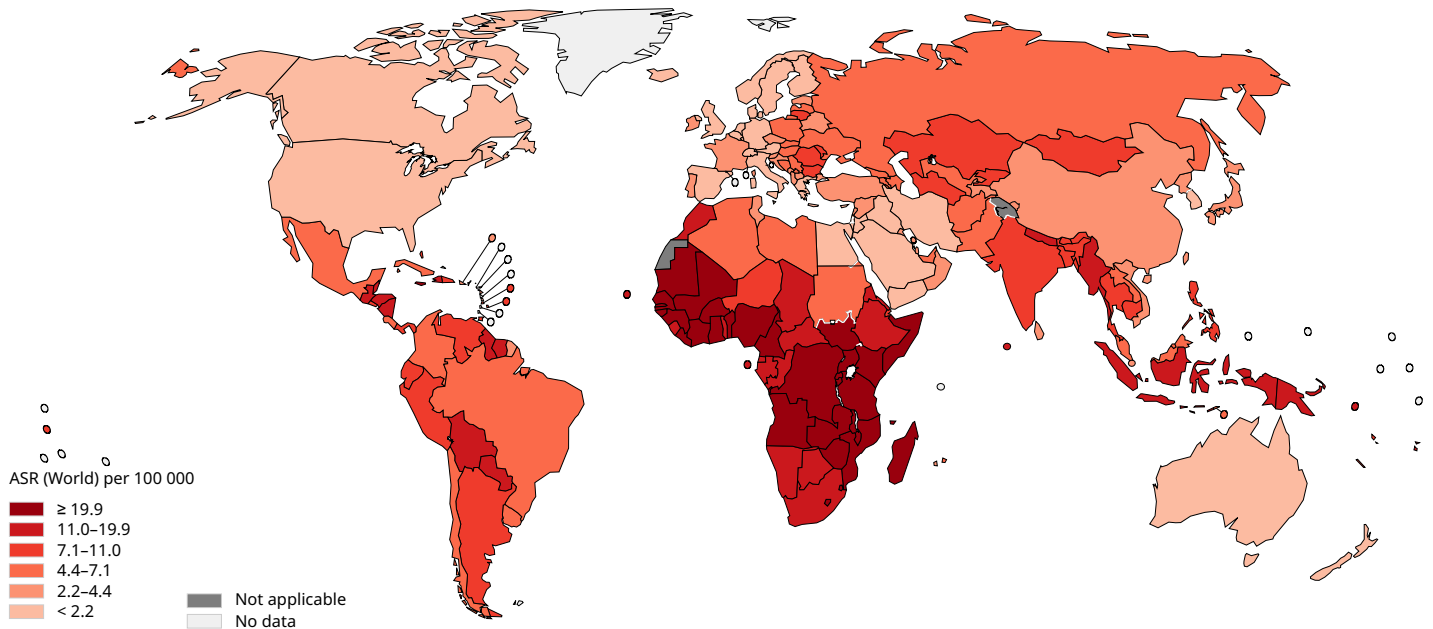


Population	Number
Asia	826 898
Africa	236 753
Europe	190 814
*Latin America and the Caribbean	158 392
North America	54 470
Oceania	6 938
Total	1 474 265

Age standardized (World) incidence rates, cervix uteri, all ages



Age standardized (World) mortality rates, cervix uteri, all ages

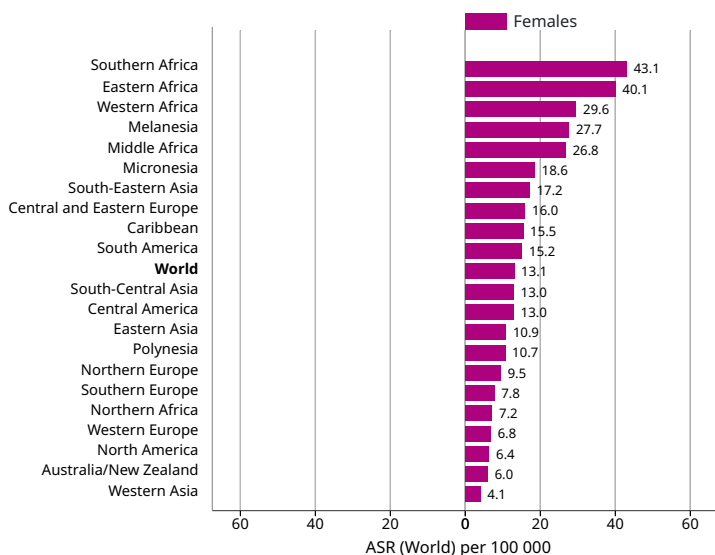


Data source: GLOBOCAN 2018
 Graph production: IARC (<http://gco.iarc.fr/today>)
 World Health Organization



© International Agency for Research on Cancer 2018

Age standardized (World) incidence rates, cervix uteri, by sex



Age standardized (World) incidence and mortality rates, cervix uteri

