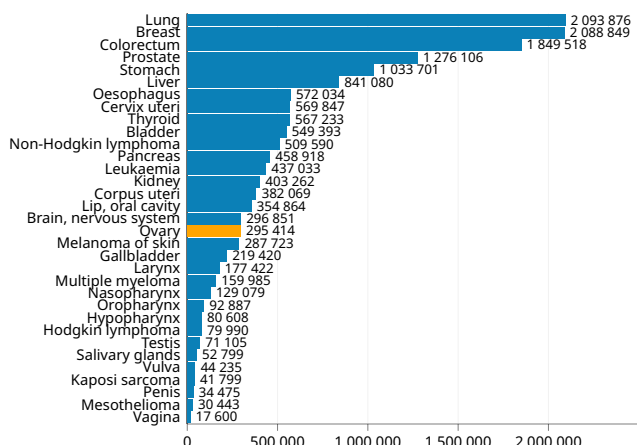


Ovary

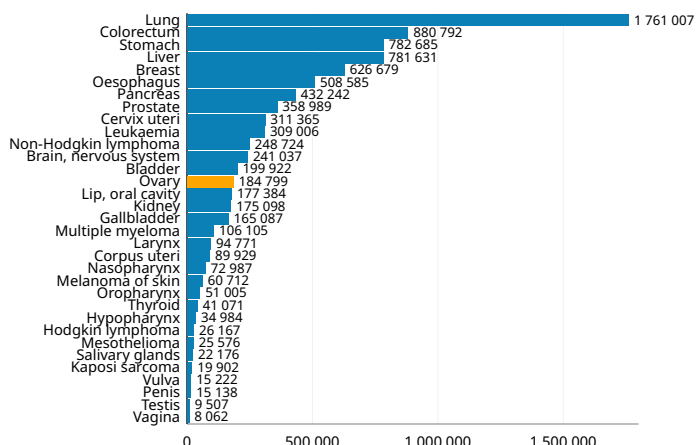
Source: Globocan 2018



Number of new cases in 2018, both sexes, all ages



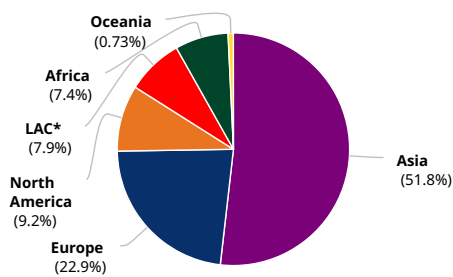
Number of deaths in 2018, both sexes, all ages



Cancer incidence and mortality statistics worldwide and by region

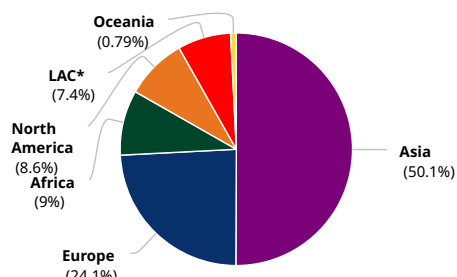
	Incidence						Mortality					
	Both sexes		Males		Females		Both sexes		Males		Females	
	New cases	Cum. risk 0-74 (%)	New cases	Cum. risk 0-74 (%)	New cases	Cum. risk 0-74 (%)	Deaths	Cum. risk 0-74 (%)	Deaths	Cum. risk 0-74 (%)	Deaths	Cum. risk 0-74 (%)
Eastern Africa	6 742	0.57	-	-	6 742	0.57	5 448	0.52	-	-	5 448	0.52
Middle Africa	1 881	0.42	-	-	1 881	0.42	1 483	0.37	-	-	1 483	0.37
Northern Africa	6 140	0.63	-	-	6 140	0.63	4 307	0.50	-	-	4 307	0.50
Southern Africa	1 468	0.50	-	-	1 468	0.50	1 044	0.39	-	-	1 044	0.39
Western Africa	5 694	0.52	-	-	5 694	0.52	4 420	0.46	-	-	4 420	0.46
Caribbean	1 422	0.54	-	-	1 422	0.54	959	0.37	-	-	959	0.37
Central America	5 893	0.67	-	-	5 893	0.67	3 418	0.42	-	-	3 418	0.42
South America	15 970	0.65	-	-	15 970	0.65	9 291	0.38	-	-	9 291	0.38
North America	27 194	0.95	-	-	27 194	0.95	15 862	0.48	-	-	15 862	0.48
Eastern Asia	68 939	0.61	-	-	68 939	0.61	38 496	0.33	-	-	38 496	0.33
South-Eastern Asia	27 205	0.82	-	-	27 205	0.82	16 183	0.53	-	-	16 183	0.53
South-Central Asia	49 753	0.57	-	-	49 753	0.57	33 130	0.42	-	-	33 130	0.42
Western Asia	7 179	0.67	-	-	7 179	0.67	4 718	0.47	-	-	4 718	0.47
Central and Eastern Europe	30 789	1.31	-	-	30 789	1.31	18 123	0.72	-	-	18 123	0.72
Western Europe	15 052	0.80	-	-	15 052	0.80	11 973	0.52	-	-	11 973	0.52
Southern Europe	12 429	0.91	-	-	12 429	0.91	7 867	0.48	-	-	7 867	0.48
Northern Europe	9 501	1.06	-	-	9 501	1.06	6 613	0.60	-	-	6 613	0.60
Australia and New Zealand	1 776	0.78	-	-	1 776	0.78	1 180	0.45	-	-	1 180	0.45
Melanesia	348	0.77	-	-	348	0.77	238	0.59	-	-	238	0.59
Polynesia	18	0.66	-	-	18	0.66	25	0.58	-	-	25	0.58
Micronesia	21	0.96	-	-	21	0.96	21	0.96	-	-	21	0.96
Low HDI	14 744	0.51	-	-	14 744	0.51	11 664	0.46	-	-	11 664	0.46
Medium HDI	77 626	0.64	-	-	77 626	0.64	50 731	0.46	-	-	50 731	0.46
High HDI	95 259	0.63	-	-	95 259	0.63	55 461	0.37	-	-	55 461	0.37
Very high HDI	107 657	0.96	-	-	107 657	0.96	66 847	0.51	-	-	66 847	0.51
World	295 414	0.72	-	-	295 414	0.72	184 799	0.45	-	-	184 799	0.45

Incidence, both sexes



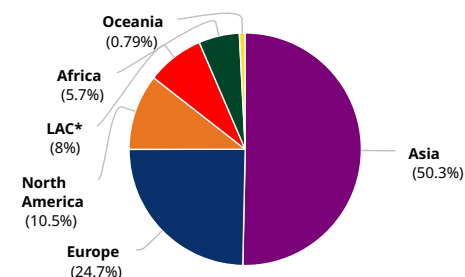
Population	Number
Asia	153 076
Europe	67 771
North America	27 194
*Latin America and the Caribbean	23 285
Africa	21 925
Oceania	2 163
Total	295 414

Mortality, both sexes



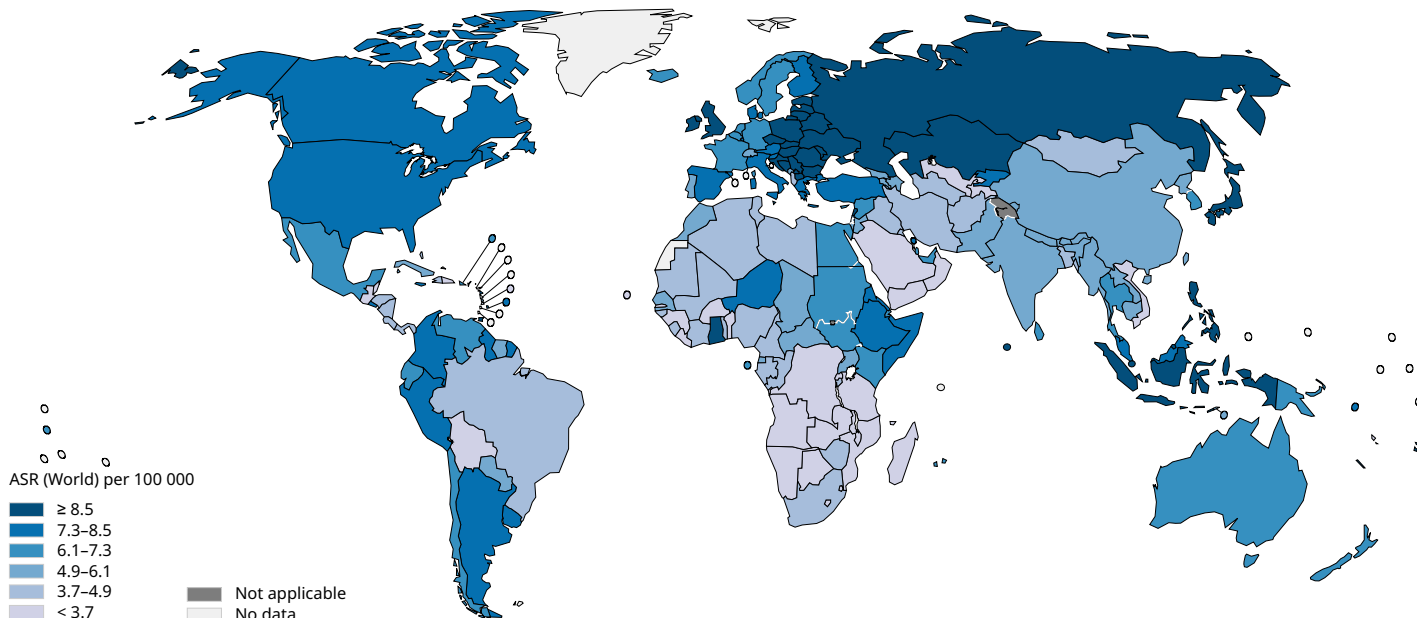
Population	Number
Asia	92 527
Europe	44 576
Africa	16 702
North America	15 862
*Latin America and the Caribbean	13 668
Oceania	1 464
Total	184 799

5-year prevalence, both sexes

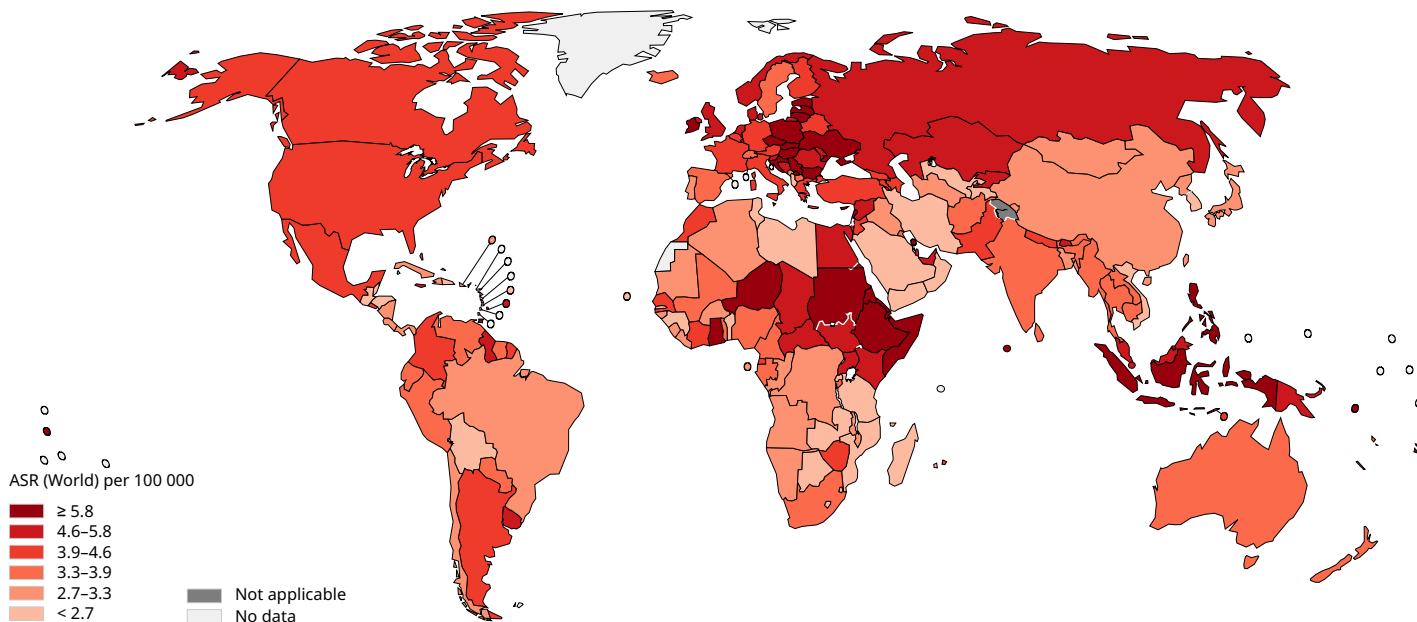


Population	Number
Asia	383 857
Europe	188 069
North America	80 446
*Latin America and the Caribbean	60 924
Africa	43 304
Oceania	6 063
Total	762 663

Age standardized (World) incidence rates, ovary, all ages



Age standardized (World) mortality rates, ovary, all ages

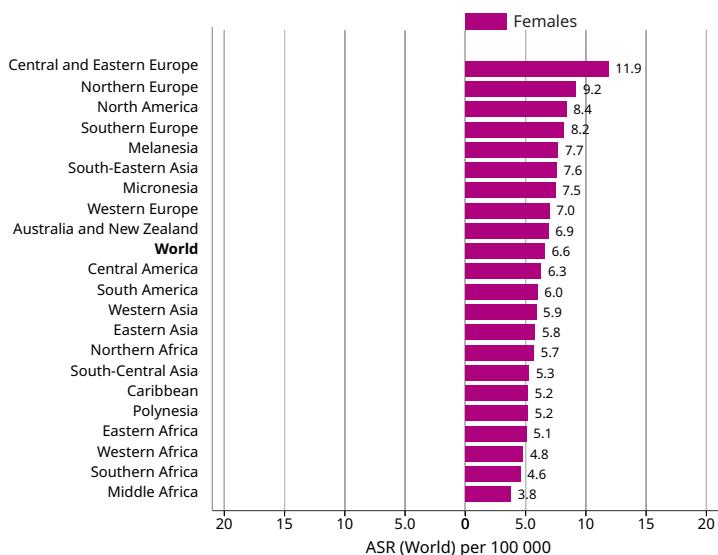


Data source: GLOBOCAN 2018
 Graph production: IARC (<http://gco.iarc.fr/today>)
 World Health Organization



© International Agency for Research on Cancer 2018

Age standardized (World) incidence rates, ovary, by sex



Age standardized (World) incidence and mortality rates, ovary

