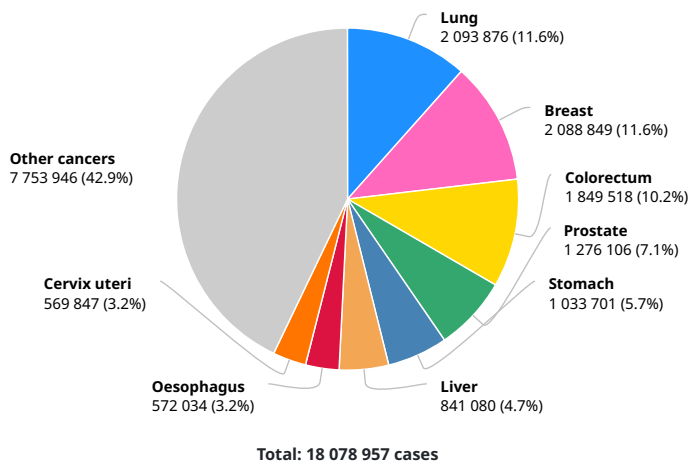


# All cancers

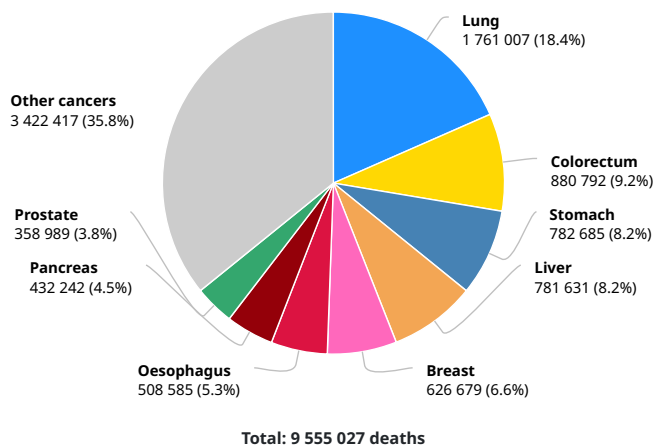
Source: Globocan 2018



Number of new cases in 2018, both sexes, all ages



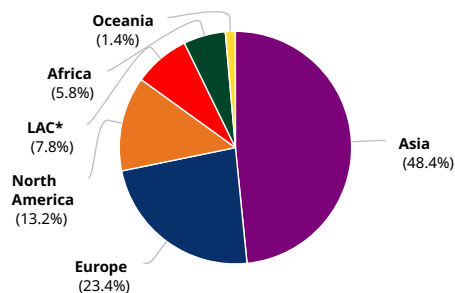
Number of deaths in 2018, both sexes, all ages



## Cancer incidence and mortality statistics worldwide and by region

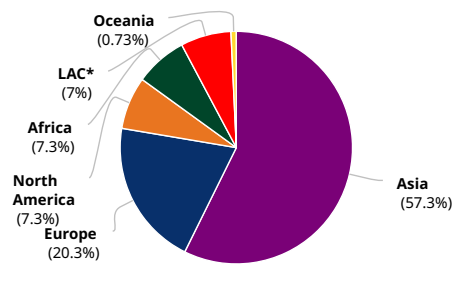
	Incidence						Mortality					
	Both sexes		Males		Females		Both sexes		Males		Females	
	New cases	Cum. risk 0-74 (%)	New cases	Cum. risk 0-74 (%)	New cases	Cum. risk 0-74 (%)	Deaths	Cum. risk 0-74 (%)	Deaths	Cum. risk 0-74 (%)	Deaths	Cum. risk 0-74 (%)
Eastern Africa	332 177	23.57	129 476	24.67	202 701	23.02	230 968	20.13	94 731	21.77	136 237	19.04
Middle Africa	95 735	21.07	41 407	25.88	54 328	17.71	68 763	18.50	30 852	23.29	37 911	15.12
Northern Africa	283 219	25.50	134 627	28.90	148 592	22.96	178 754	21.23	96 874	25.85	81 880	17.55
Southern Africa	114 582	39.73	50 814	50.37	63 768	34.39	61 670	29.20	30 106	40.62	31 564	23.44
Western Africa	229 459	20.94	90 232	23.89	139 227	18.87	153 332	17.72	63 968	21.10	89 364	15.20
Caribbean	111 933	37.45	57 728	42.86	54 205	32.90	63 075	27.48	34 354	34.32	28 721	22.01
Central America	256 782	28.30	115 751	31.25	141 031	26.11	119 168	17.60	57 609	20.58	61 559	15.41
South America	1 044 017	39.35	509 014	45.94	535 003	34.69	490 515	24.93	253 762	31.23	236 753	20.67
North America	2 378 785	59.05	1 274 306	66.99	1 104 479	52.13	698 266	25.70	367 738	30.36	330 528	22.20
Eastern Asia	5 622 367	40.07	3 108 655	47.28	2 513 712	33.69	3 456 734	31.92	2 136 217	40.15	1 320 517	24.54
South-Eastern Asia	989 191	27.24	478 093	32.22	511 098	23.94	631 190	21.31	345 482	27.03	285 708	17.24
South-Central Asia	1 739 497	17.93	859 799	19.96	879 698	16.18	1 167 183	13.81	619 488	15.74	547 695	12.08
Western Asia	399 877	33.18	210 004	40.98	189 873	27.29	221 957	24.70	130 276	32.13	91 681	18.92
Central and Eastern Europe	1 240 057	38.92	612 026	48.37	628 031	33.56	699 446	26.88	385 301	37.16	314 145	20.78
Western Europe	1 370 332	53.45	752 802	61.95	617 530	46.15	548 355	28.94	307 423	36.37	240 932	23.30
Southern Europe	933 181	47.20	516 339	56.14	416 842	39.66	422 054	27.68	246 579	36.33	175 475	20.98
Northern Europe	686 092	55.06	366 351	62.57	319 741	48.67	273 623	30.77	146 289	37.15	127 334	25.99
Australia and New Zealand	233 773	64.02	140 821	73.17	92 952	53.60	59 247	28.15	33 374	34.31	25 873	22.97
Melanesia	15 379	35.05	6 840	40.20	8 539	31.72	9 257	28.86	4 375	34.84	4 882	24.88
Polynesia	1 539	38.74	805	45.51	734	33.06	838	27.86	472	35.54	366	22.03
Micronesia	983	37.48	528	46.00	455	30.68	632	31.55	370	39.84	262	25.05
Low HDI	672 218	21.82	270 241	23.87	401 977	20.49	464 569	18.84	196 682	21.35	267 887	17.06
Medium HDI	2 828 475	20.80	1 364 853	23.18	1 463 622	18.98	1 861 723	16.49	984 221	19.13	877 502	14.34
High HDI	6 515 063	36.23	3 476 436	42.54	3 038 627	30.83	4 020 422	29.21	2 425 680	36.75	1 594 742	22.59
Very high HDI	8 054 578	51.07	4 340 394	60.17	3 714 184	43.80	3 204 212	27.72	1 776 814	35.27	1 427 398	22.23
World	18 078 957	38.74	9 456 418	45.64	8 622 539	33.23	9 555 027	26.01	5 385 640	32.39	4 169 387	20.98

Incidence, both sexes



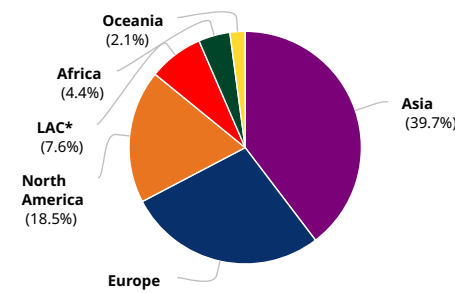
Population	Number
Asia	8 750 932
Europe	4 229 662
North America	2 378 785
*Latin America and the Caribbean	1 412 732
Africa	1 055 172
Oceania	251 674
<b>Total</b>	<b>18 078 957</b>

Mortality, both sexes



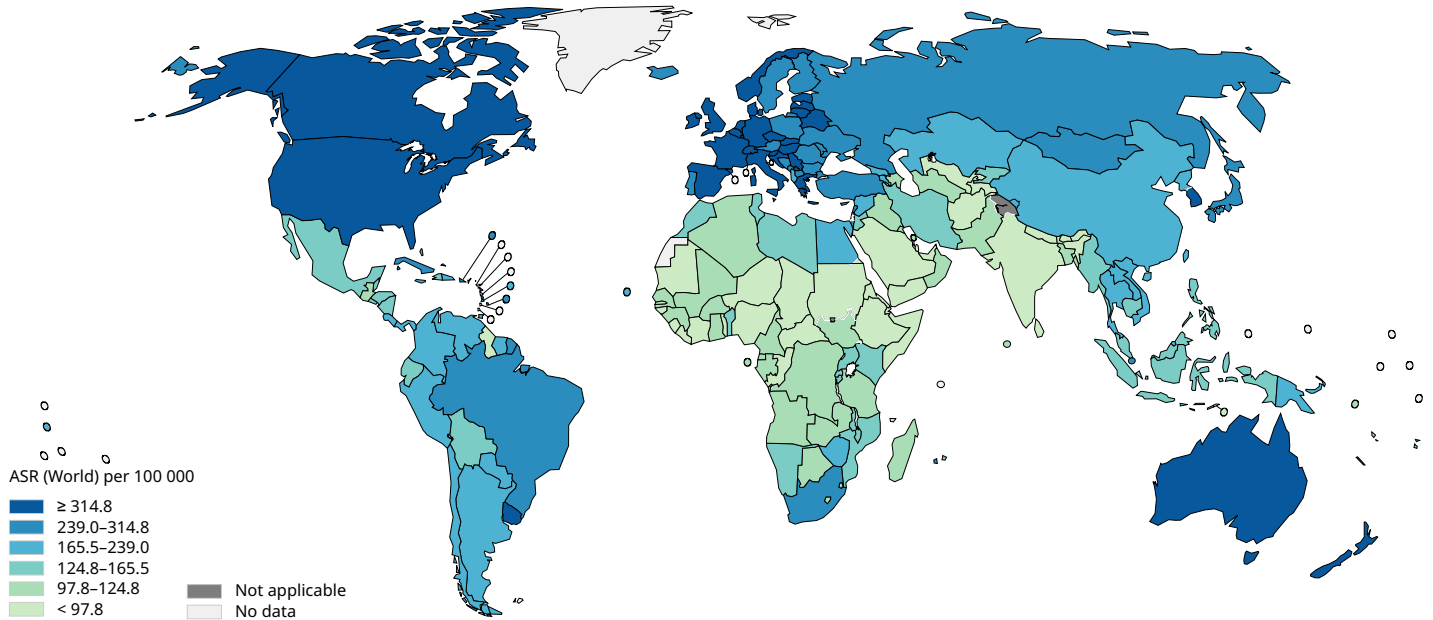
Population	Number
Asia	5 477 064
Europe	1 943 478
North America	698 266
Africa	693 487
*Latin America and the Caribbean	672 758
Oceania	69 974
<b>Total</b>	<b>9 555 027</b>

5-year prevalence, both sexes

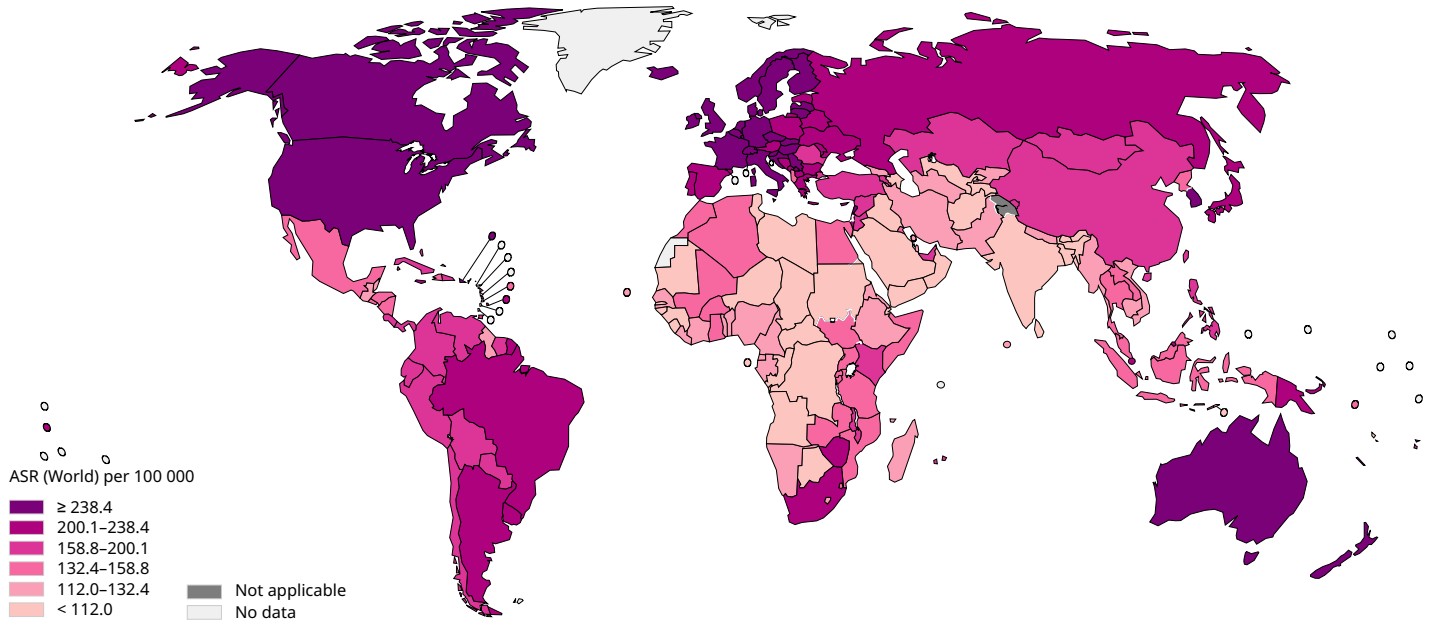


Population	Number
Asia	17 387 570
Europe	12 132 287
North America	8 132 437
*Latin America and the Caribbean	3 336 468
Africa	1 930 912
Oceania	921 628
<b>Total</b>	<b>43 841 302</b>

Age standardized (World) incidence rates, all cancers, males, all ages



Age standardized (World) incidence rates, all cancers, females, all ages

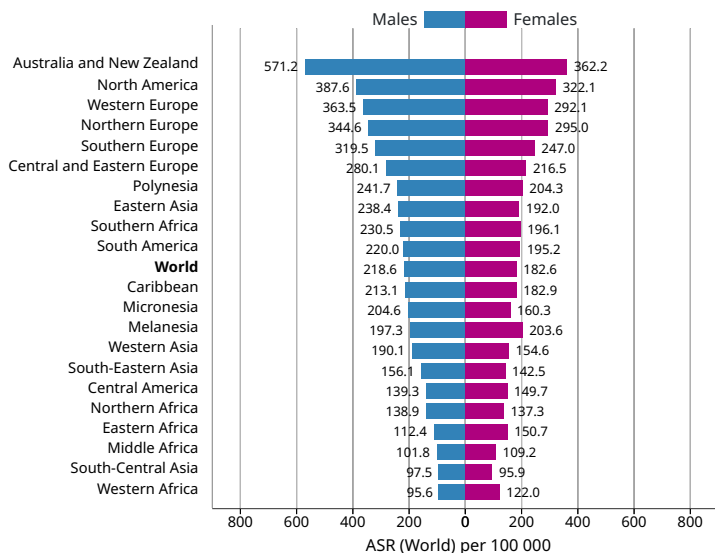


Data source: GLOBOCAN 2018  
 Graph production: IARC (<http://gco.iarc.fr/today>)  
 World Health Organization



© International Agency for Research on Cancer 2018

Age standardized (World) incidence rates, all cancers, by sex



Age standardized (World) incidence and mortality rates, all cancers

