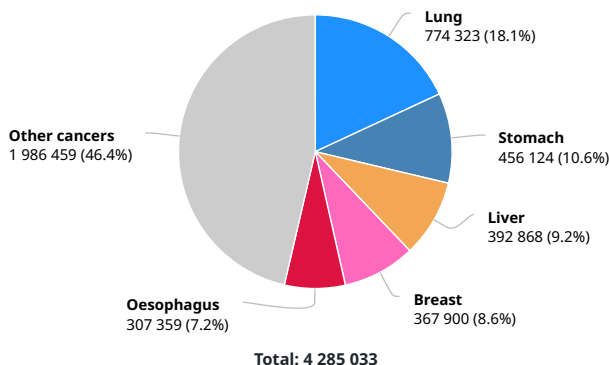


China

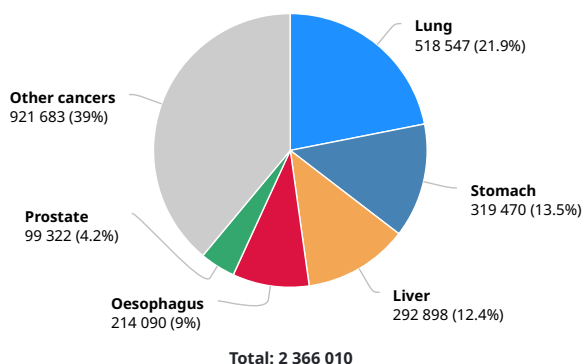
Source: Globocan 2018



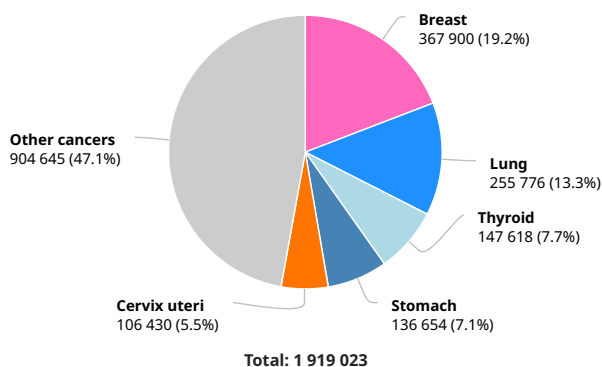
Number of new cases in 2018, both sexes, all ages



Number of new cases in 2018, males, all ages



Number of new cases in 2018, females, all ages



Summary statistic 2018

	Males	Females	Both sexes
Population	732 906 984	690 200 262	1 423 107 240
Number of new cancer cases	2 366 010	1 919 023	4 285 033
Age-standardized incidence rate (World)	223.0	182.6	201.7
Risk of developing cancer before the age of 75 years (%)	43.5	31.6	37.4
Number of cancer deaths	1 791 805	1 073 369	2 865 174
Age-standardized mortality rate (World)	166.6	95.2	130.1
Risk of dying from cancer before the age of 75 years (%)	40.7	25.6	33.0
5-year prevalent cases	3 611 702	4 216 259	7 827 961
Top 5 most frequent cancers excluding non-melanoma skin cancer (ranked by cases)	Lung Stomach Liver Oesophagus Prostate	Breast Lung Thyroid Stomach Cervix uteri	Lung Stomach Liver Breast Oesophagus

Geography



Numbers at a glance

Total population

1 423 107 240

Number of new cases

4 285 033

Number of deaths

2 865 174

Number of prevalent cases (5-year)

7 827 961

Data source and methods

Incidence

Country-specific data source: Local* ([See page 3](#))

Method: Weighted/simple average of the most recent local rates applied to 2018 population

Mortality

Country-specific data source: Local

Method: Weighted/simple average of the most recent local rates applied to 2018 population

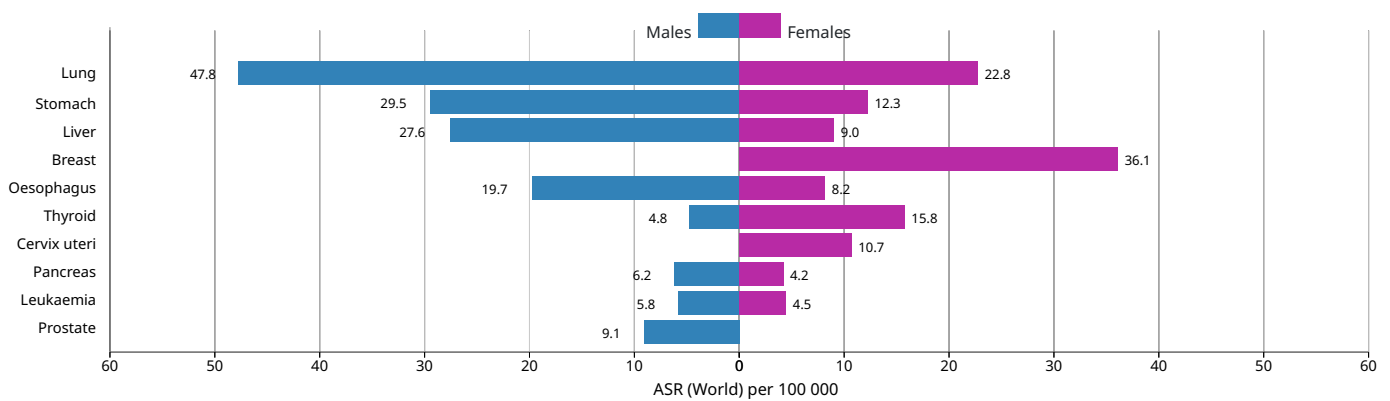
Prevalence

Computed using sex-, site- and age-specific incidence to 1-,3- and 5-year prevalence ratios from Nordic countries for the period (2000-2009), and scaled using Human Development Index (HDI) ratios.

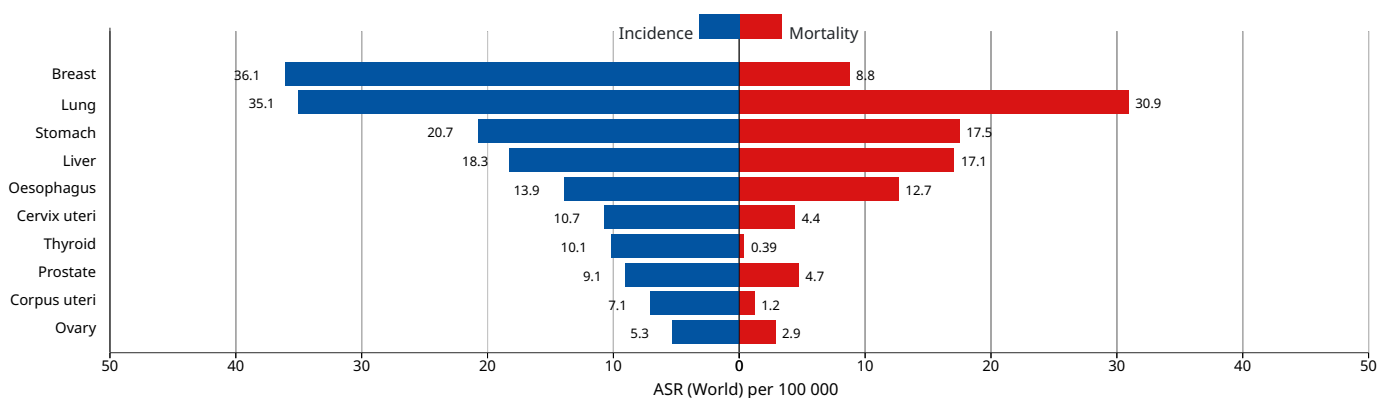
Incidence, Mortality and Prevalence by cancer site

Cancer	New cases				Deaths				5-year prevalence (all ages)	
	Number	Rank	(%)	Cum.risk	Number	Rank	(%)	Cum.risk	Number	Prop.
Lung	774 323	1	18.87	9.10	690 567	1	25.16	9.20	716 411	50.34
Stomach	456 124	2	11.12	5.34	390 182	2	14.21	5.33	603 851	42.43
Liver	392 868	3	9.58	3.94	368 960	3	13.44	3.91	296 780	20.85
Breast	367 900	4	8.97	4.89	97 972	8	3.57	2.33	1 101 016	159.52
Oesophagus	307 359	5	7.49	3.66	283 433	4	10.33	3.83	284 163	19.97
Colon	285 300	6	6.95	3.83	144 346	5	5.26	2.71	659 024	46.31
Rectum	231 559	7	5.64	2.65	100 917	7	3.68	1.57	578 121	40.62
Thyroid	194 232	8	4.73	1.12	8 603	23	0.31	0.12	660 017	46.38
Pancreas	116 291	9	2.83	1.69	110 390	6	4.02	1.67	70 154	4.93
Cervix uteri	106 430	10	2.59	1.32	47 739	13	1.74	0.94	297 174	43.06
Prostate	99 322	11	2.42	3.54	51 895	11	1.89	2.93	221 772	30.26
Non-Hodgkin lymphoma	88 090	12	2.15	0.96	48 129	12	1.75	0.65	227 661	16.00
Leukaemia	82 607	13	2.01	0.74	65 531	9	2.39	0.77	220 375	15.49
Bladder	82 270	14	2.01	1.16	38 208	16	1.39	0.83	222 962	15.67
Brain, nervous system	76 494	15	1.86	0.67	63 860	10	2.33	0.70	194 451	13.66
Corpus uteri	73 253	16	1.79	0.95	13 329	22	0.49	0.26	214 076	31.02
Kidney	70 407	17	1.72	0.72	43 486	15	1.58	0.71	161 587	11.35
Nasopharynx	60 558	18	1.48	0.41	31 413	17	1.14	0.28	173 906	12.22
Gallbladder	54 131	19	1.32	0.81	46 753	14	1.70	0.80	57 261	4.02
Ovary	52 971	20	1.29	0.75	30 886	18	1.13	0.58	139 636	20.23
Lip, oral cavity	28 730	21	0.70	0.30	13 805	21	0.50	0.19	76 519	5.38
Larynx	27 832	22	0.68	0.28	15 698	19	0.57	0.22	75 465	5.30
Multiple myeloma	20 066	23	0.49	0.23	14 655	20	0.53	0.20	44 643	3.14
Salivary glands	8 557	24	0.21	0.07	2 552	29	0.09	0.03	20 134	1.41
Melanoma of skin	7 379	25	0.18	0.08	3 766	24	0.14	0.05	20 888	1.47
Hypopharynx	5 990	26	0.15	0.06	3 098	25	0.11	0.03	8 912	0.63
Oropharynx	5 382	27	0.13	0.05	2 715	27	0.10	0.03	15 566	1.09
Hodgkin lymphoma	5 007	28	0.12	0.04	2 736	26	0.10	0.03	16 867	1.19
Anus	4 631	29	0.11	0.05	2 300	30	0.08	0.03	11 499	0.81
Testis	4 491	30	0.11	0.05	888	33	0.03	0.02	16 472	2.25
Penis	4 483	31	0.11	0.10	1 581	31	0.06	0.05	12 494	1.70
Vulva	3 122	32	0.08	0.07	1 088	32	0.04	0.04	9 270	1.34
Mesothelioma	3 060	33	0.07	0.03	2 643	28	0.10	0.03	3 191	0.22
Vagina	1 481	34	0.04	0.03	609	34	0.02	0.01	3 973	0.58
Kaposi sarcoma	246	35	0.01	0.00	207	35	0.01	0.00	637	0.04
All cancer sites	4 285 033	-	-	37.37	2 865 174	-	-	33.00	7 827 961	550.06

Age-standardized (World) incidence rates per sex, top 10 cancers



Age-standardized (World) incidence and mortality rates, top 10 cancers





Country-specific data source

***Local:** Anshan Cancer Registry, Baoding Cancer Registry, Beijing Cancer Registry, Benxi Cancer Registry, Changle Cancer Registry, Cili Cancer Registry, Cixi Cancer Registry, Cixian County Cancer Registry, Dafeng Cancer Registry, Dancheng Cancer Registry, Daoli District-Harbin Cancer Registry, Dazhu Cancer Registry, Dehui Cancer Registry, Donghai Cancer Registry, Fei Cheng Cancer Registry, Ganyu Cancer Registry, Ganzhou District-Zhangye Cancer Registry, Gongan Cancer Registry, Guangzhou Cancer Registry, Guanyun Cancer Registry, Guilin Cancer Registry, Haimen Cancer Registry, Haining City Cancer Registry, Hangzhou Cancer Registry, Hefei Cancer Registry, Hengdong Cancer Registry, Hepu Cancer Registry, Hong Kong Cancer Registry, Huaian District-Huaian Cancer Registry, Huaiyin District-Huaian Cancer Registry, Huixian Cancer Registry, Jiangmen Cancer Registry, Jianhu Cancer Registry, Jianping Cancer Registry, Jiashan County Cancer Registry, Jiaxing Cancer Registry, Jingtai Cancer Registry, Jingxian Cancer Registry, Jinhu Cancer Registry, Jiyuan Cancer Registry, Junan Cancer Registry, Liangzhou District-Wuweil City Cancer Registry, Lianshui Cancer Registry, Lianyungang Cancer Registry, Linqu County Cancer Registry, Lintan Cancer Registry, Linzhou Cancer Registry, Liuzhou Cancer Registry, Luoshan Cancer Registry, Luoyang Cancer Registry, Lushan Cancer Registry, Maanshan Cancer Registry, Macao Cancer Registry, Macheng Cancer Registry, Nan Gang District- Harbin Cancer Registry, Neixiang Cancer Registry, Pengzhou Cancer Registry, Qidong Cancer Registry, Qingyang District-Chengdu Cancer Registry, Shanghai Cancer Registry, Shangyu Cancer Registry, Shenqiu Cancer Registry, Shenyang Cancer Registry, Sheyang County Cancer Registry, Shifeng District-Zhuzhou Cancer Registry, Shexian Cancer Registry, Sihui Cancer Registry, Tengzhou Cancer Registry, Tianjin Cancer Registry, Tianjin Rural Areas Cancer Registry, Tongling Cancer Registry, Wenshang Cancer Registry, Wuan Cancer Registry, Wufeng Cancer Registry, Wuhan Cancer Registry, Wuxi Cancer Registry, Xianju Cancer Registry, Xining Cancer Registry, Xinyuan Cancer Registry, Xiping Cancer Registry, Yang Cheng Cancer Registry, Yangquan Cancer Registry, Yanji Cancer Registry, Yanshi Cancer Registry, Yanting Cancer Registry, Yingdong District-Fuyang Cancer Registry, Yueyanglou Cancer Registry, Zhaoyuan Cancer Registry, Zhongshan Cancer Registry, Zhuanghe Cancer Registry, Zoucheng Cancer Registry