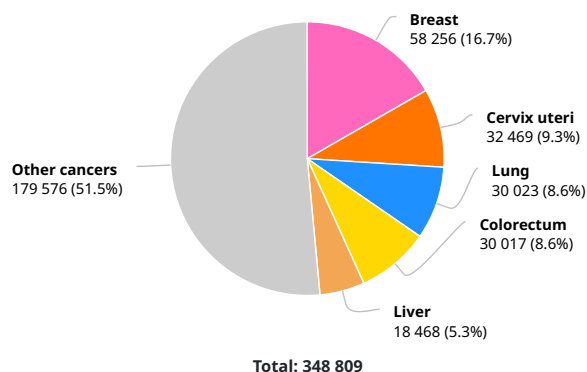


Indonesia

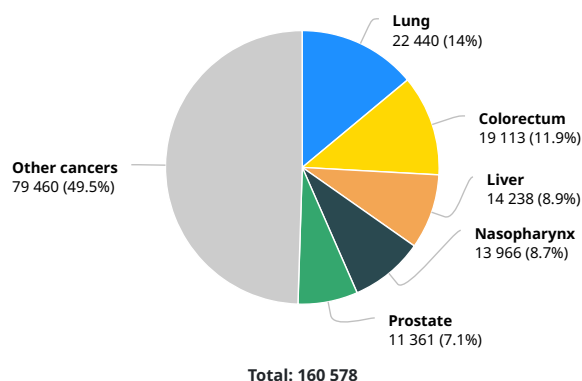
Source: Globocan 2018



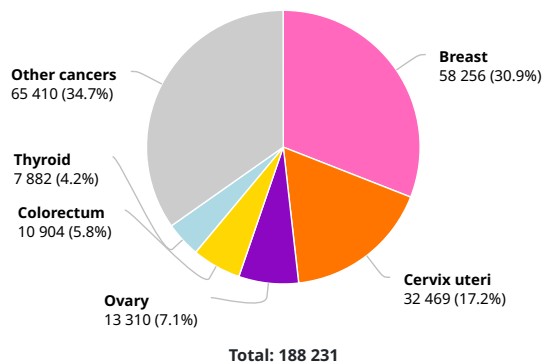
Number of new cases in 2018, both sexes, all ages



Number of new cases in 2018, males, all ages



Number of new cases in 2018, females, all ages



Summary statistic 2018

	Males	Females	Both sexes
Population	134 273 304	132 521 684	266 794 986
Number of new cancer cases	160 578	188 231	348 809
Age-standardized incidence rate (World)	134.8	139.6	136.2
Risk of developing cancer before the age of 75 years (%)	26.4	22.2	23.9
Number of cancer deaths	108 186	99 024	207 210
Age-standardized mortality rate (World)	94.2	76.1	84.1
Risk of dying from cancer before the age of 75 years (%)	22.9	16.4	19.2
5-year prevalent cases	308 850	466 270	775 120
Top 5 most frequent cancers excluding non-melanoma skin cancer (ranked by cases)	Lung Colorectum Liver Nasopharynx Prostate	Breast Cervix uteri Ovary Colorectum Thyroid	Breast Cervix uteri Lung Colorectum Liver

Geography



Numbers at a glance

Total population

266 794 986

Number of new cases

348 809

Number of deaths

207 210

Number of prevalent cases (5-year)

775 120

Data source and methods

Incidence

Country-specific data source: National
Method: "All sites" estimates from neighbouring countries partitioned using frequency data

Mortality

Country-specific data source: No data
Method: Estimated from national incidence estimates by modelling, using incidence:mortality ratios derived from cancer registry data in neighbouring countries

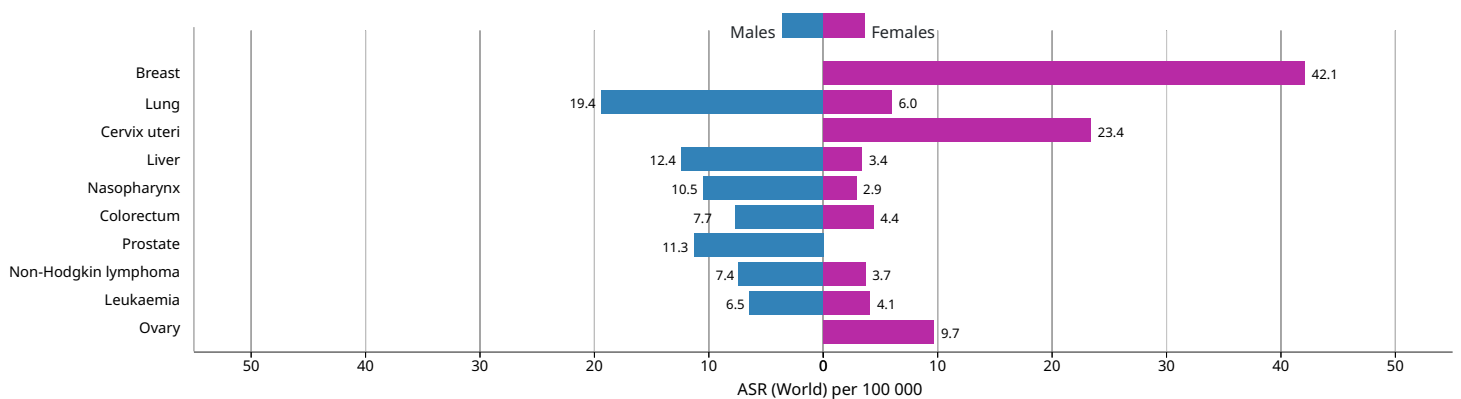
Prevalence

Computed using sex-, site- and age-specific incidence to 1-,3- and 5-year prevalence ratios from Nordic countries for the period (2000-2009), and scaled using Human Development Index (HDI) ratios.

Incidence, Mortality and Prevalence by cancer site

Cancer	New cases				Deaths				5-year prevalence (all ages)	
	Number	Rank	(%)	Cum.risk	Number	Rank	(%)	Cum.risk	Number	Prop.
Breast	58 256	1	19.18	5.94	22 692	2	12.75	3.17	160 653	121.23
Cervix uteri	32 469	2	10.69	3.43	18 279	3	10.27	2.81	84 201	63.54
Lung	30 023	3	9.89	3.15	26 095	1	14.66	2.96	28 937	10.85
Liver	18 468	4	6.08	2.03	18 148	4	10.20	2.02	14 383	5.39
Nasopharynx	17 992	5	5.92	0.94	11 204	6	6.30	0.74	48 401	18.14
Colon	15 245	6	5.02	1.56	9 207	7	5.17	1.35	32 595	12.22
Non-Hodgkin lymphoma	14 164	7	4.66	0.97	7 565	9	4.25	0.66	35 490	13.30
Rectum	14 112	8	4.65	1.26	6 827	10	3.84	0.86	32 069	12.02
Leukaemia	13 498	9	4.44	0.68	11 314	5	6.36	0.61	35 870	13.44
Ovary	13 310	10	4.38	1.65	7 842	8	4.41	1.35	32 818	24.76
Thyroid	11 470	11	3.78	1.08	2 119	19	1.19	0.52	34 249	12.84
Prostate	11 361	12	3.74	3.96	5 007	11	2.81	3.47	23 055	17.17
Corpus uteri	6 745	13	2.22	1.02	2 407	16	1.35	0.65	18 559	14.00
Bladder	6 716	14	2.21	0.67	3 375	14	1.90	0.52	17 151	6.43
Brain, nervous system	5 323	15	1.75	0.29	4 229	13	2.38	0.25	13 051	4.89
Lip, oral cavity	5 078	16	1.67	0.34	2 326	17	1.31	0.20	12 669	4.75
Pancreas	4 940	17	1.63	0.66	4 812	12	2.70	0.66	3 430	1.29
Larynx	3 188	18	1.05	0.26	1 564	20	0.88	0.16	7 845	2.94
Stomach	3 014	19	0.99	0.36	2 521	15	1.42	0.37	3 743	1.40
Multiple myeloma	2 717	20	0.89	0.23	2 250	18	1.26	0.22	5 884	2.21
Salivary glands	2 330	21	0.77	0.16	890	24	0.50	0.08	5 080	1.90
Kidney	2 112	22	0.70	0.14	1 225	21	0.69	0.11	4 910	1.84
Melanoma of skin	1 392	23	0.46	0.12	797	25	0.45	0.08	3 703	1.39
Testis	1 382	24	0.46	0.13	283	31	0.16	0.06	4 818	3.59
Oropharynx	1 303	25	0.43	0.08	626	26	0.35	0.05	3 582	1.34
Gallbladder	1 217	26	0.40	0.16	1 056	23	0.59	0.15	1 370	0.51
Oesophagus	1 154	27	0.38	0.13	1 058	22	0.59	0.14	1 079	0.40
Vulva	1 153	28	0.38	0.18	420	28	0.24	0.08	3 403	2.57
Hodgkin lymphoma	1 047	29	0.34	0.06	574	27	0.32	0.04	3 242	1.22
Penis	899	30	0.30	0.12	334	30	0.19	0.05	2 361	1.76
Anus	660	31	0.22	0.08	352	29	0.20	0.05	1 511	0.57
Vagina	412	32	0.14	0.05	208	32	0.12	0.03	1 074	0.81
Hypopharynx	229	33	0.08	0.02	134	34	0.08	0.02	324	0.12
Mesothelioma	206	34	0.07	0.01	171	33	0.10	0.01	216	0.08
Kaposi sarcoma	91	35	0.03	0.01	63	35	0.04	0.00	220	0.08
All cancer sites	348 809	-	-	23.89	207 210	-	-	19.16	775 120	290.53

Age-standardized (World) incidence rates per sex, top 10 cancers



Age-standardized (World) incidence and mortality rates, top 10 cancers

