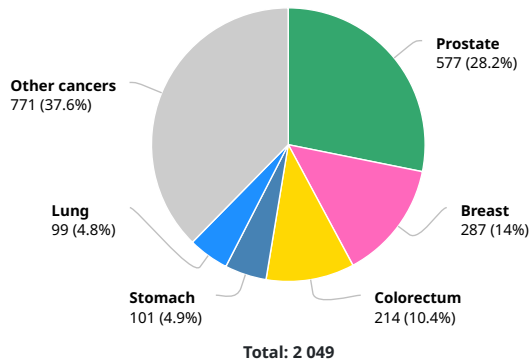


France, Martinique

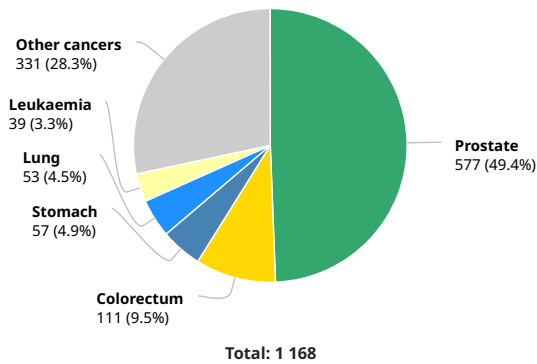
Source: Globocan 2018



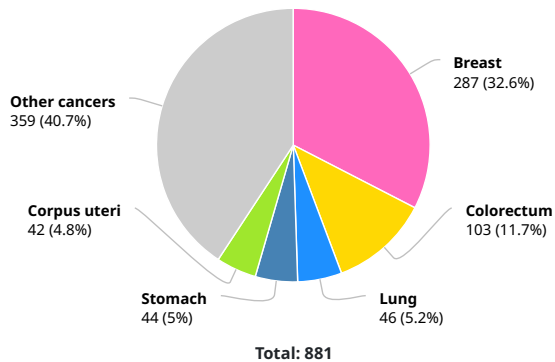
Number of new cases in 2018, both sexes, all ages



Number of new cases in 2018, males, all ages



Number of new cases in 2018, females, all ages



Summary statistic 2018

	Males	Females	Both sexes
Population	175 048	210 018	385 066
Number of new cancer cases	1 168	881	2 049
Age-standardized incidence rate (World)	308.9	201.1	250.8
Risk of developing cancer before the age of 75 years (%)	31.68	19.86	25.59
Number of cancer deaths	493	403	896
Age-standardized mortality rate (World)	107.9	73.8	88.3
Risk of dying from cancer before the age of 75 years (%)	10.31	7.50	8.79
5-year prevalent cases	3 241	2 715	5 956
Top 5 most frequent cancers excluding non-melanoma skin cancer (ranked by cases)	Prostate Colorectum Stomach Lung Leukaemia	Breast Colorectum Lung Stomach Corpus uteri	Prostate Breast Colorectum Stomach Lung

Geography



Numbers at a glance

Total population

385 066

Number of new cases

2 049

Number of deaths

896

Number of prevalent cases (5-year)

5 956

Data source and methods

Incidence

Data source: National

Method: National (or local with coverage greater than 50%) rates projected to 2018

Mortality

Data source: National (WHO)

Method: National rates projected to 2018

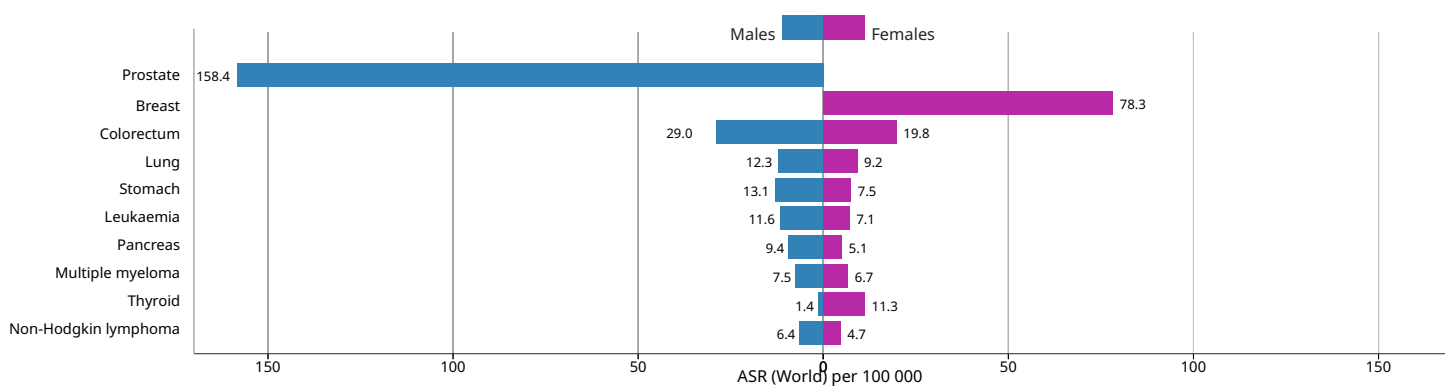
Prevalence

Computed using sex-, site- and age-specific incidence to 1-,3- and 5-year prevalence ratios from Nordic countries for the period (2000-2009), and scaled using Human Development Index (HDI) ratios.

Incidence, Mortality and Prevalence by cancer site

Cancer	New cases				Deaths				5-year prevalence (all ages)	
	Number	Rank	(%)	Cum.risk	Number	Rank	(%)	Cum.risk	Number	Prop.
Prostate	577	1	28.91	18.60	114	1	13.92	1.30	1 915	1093.99
Breast	287	2	14.38	8.19	74	4	9.04	1.96	1 158	551.38
Colon	150	3	7.52	1.96	86	3	10.50	0.90	422	109.59
Stomach	101	4	5.06	1.13	72	5	8.79	0.55	154	39.99
Lung	99	5	4.96	1.22	86	2	10.50	0.99	106	27.53
Non-melanoma skin cancer	97	6	4.86	1.08	1	28	0.12	0.00	371	96.35
Leukaemia	72	7	3.61	0.95	33	8	4.03	0.30	196	50.90
Pancreas	72	8	3.61	0.79	70	6	8.55	0.68	42	10.91
Multiple myeloma	69	9	3.46	0.84	31	9	3.79	0.30	173	44.93
Rectum	59	10	2.96	0.75	24	12	2.93	0.27	179	46.49
Corpus uteri	42	11	2.10	1.29	27	10	3.30	0.56	163	77.61
Non-Hodgkin lymphoma	42	12	2.10	0.57	26	11	3.17	0.33	123	31.94
Liver	39	13	1.95	0.41	38	7	4.64	0.43	28	7.27
Thyroid	37	14	1.85	0.70	1	25	0.12	0.00	152	39.47
Bladder	34	15	1.70	0.32	20	13	2.44	0.11	107	27.79
Cervix uteri	32	16	1.60	0.68	14	17	1.71	0.14	95	45.23
Kidney	25	17	1.25	0.37	17	15	2.08	0.19	68	17.66
Gallbladder	23	18	1.15	0.25	12	19	1.47	0.10	24	6.23
Ovary	22	19	1.10	0.65	13	18	1.59	0.35	64	30.47
Brain, nervous system	21	20	1.05	0.35	20	14	2.44	0.32	58	15.06
Oesophagus	21	21	1.05	0.26	15	16	1.83	0.21	21	5.45
Lip, oral cavity	16	22	0.80	0.28	7	21	0.85	0.09	53	13.76
Melanoma of skin	15	23	0.75	0.25	2	24	0.24	0.00	52	13.50
Oropharynx	14	24	0.70	0.24	9	20	1.10	0.18	47	12.21
Larynx	10	25	0.50	0.12	2	23	0.24	0.00	32	8.31
Penis	5	26	0.25	0.15	1	29	0.12	0.00	16	9.14
Anus	5	27	0.25	0.07	0	36	0.00	0.00	15	3.90
Hypopharynx	5	28	0.25	0.09	2	22	0.24	0.04	9	2.34
Nasopharynx	2	29	0.10	0.04	1	27	0.12	0.02	6	1.56
Hodgkin lymphoma	1	30	0.05	0.00	0	35	0.00	0.00	2	0.52
Mesothelioma	1	31	0.05	0.02	1	26	0.12	0.02	1	0.26
Vagina	1	32	0.05	0.00	0	34	0.00	0.00	3	1.43
Kaposi sarcoma	0	33	0.00	0.00	0	30	0.00	0.00	0	0.00
Testis	0	34	0.00	0.00	0	31	0.00	0.00	0	0.00
Vulva	0	35	0.00	0.00	0	32	0.00	0.00	0	0.00
Salivary glands	0	36	0.00	0.00	0	33	0.00	0.00	0	0.00
All cancer sites	2 049	-	-	25.59	896	-	-	8.79	5 956	1546.75

Age-standardized (World) incidence rates per sex, top 10 cancers



Age-standardized (World) incidence and mortality rates, top 10 cancers

