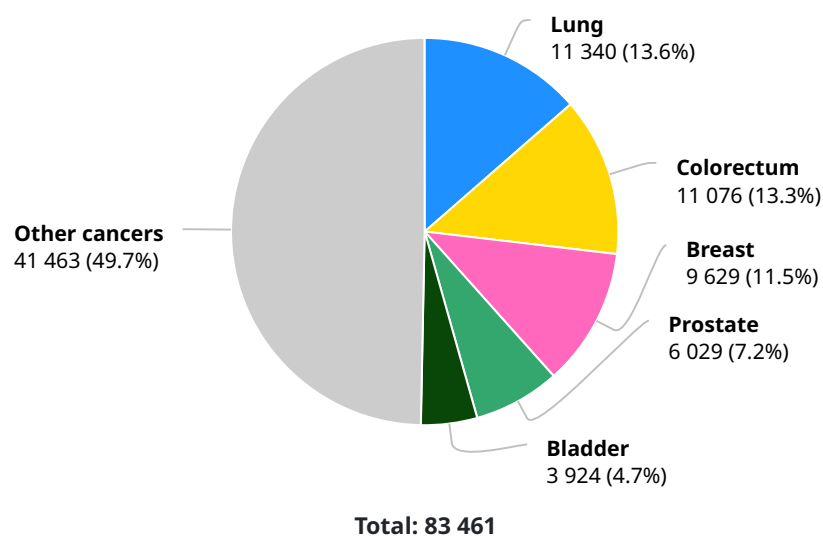


Romania

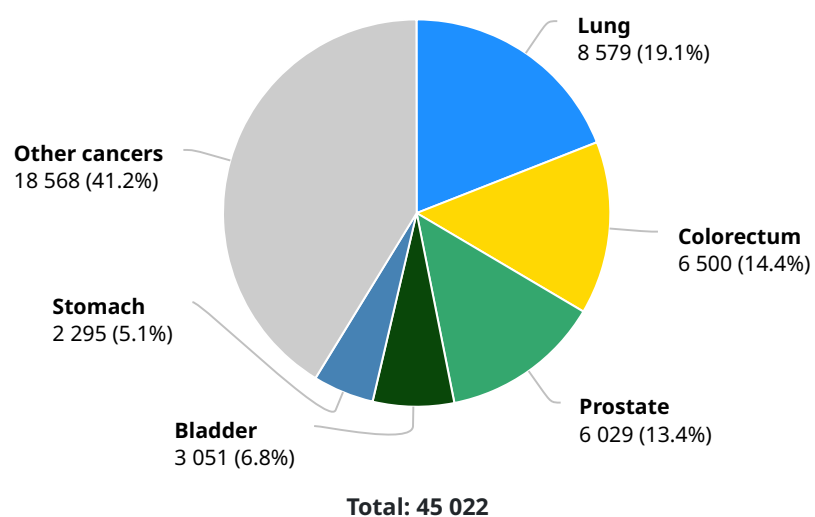
Source: Globocan 2018



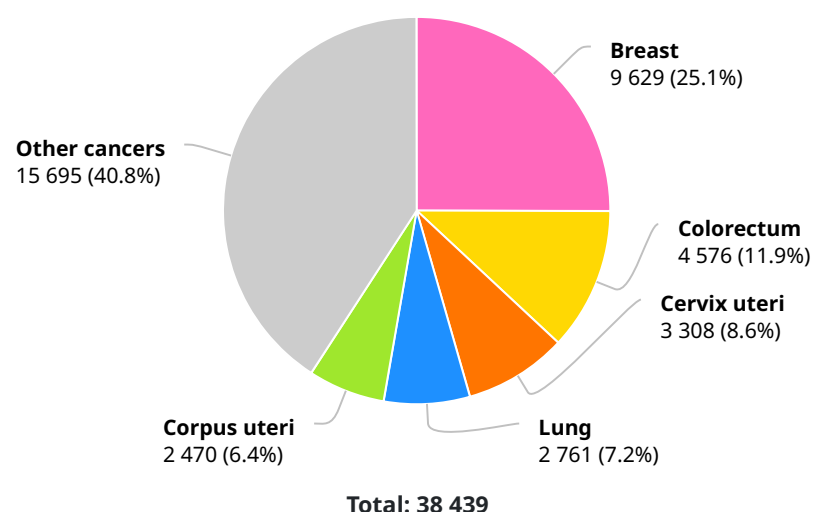
Number of new cases in 2018, both sexes, all ages



Number of new cases in 2018, males, all ages



Number of new cases in 2018, females, all ages



Summary statistic 2018

	Males	Females	Both sexes
Population	9 485 608	10 095 020	19 580 628
Number of new cancer cases	45 022	38 439	83 461
Age-standardized incidence rate (World)	264.7	192.3	222.4
Risk of developing cancer before the age of 75 years (%)	27.9	19.9	23.5
Number of cancer deaths	29 929	20 973	50 902
Age-standardized mortality rate (World)	167.6	88.9	123.3
Risk of dying from cancer before the age of 75 years (%)	18.5	9.8	13.8
5-year prevalent cases	97 511	104 719	202 230
Top 5 most frequent cancers excluding non-melanoma skin cancer (ranked by cases)	Lung Colorectum Prostate Bladder Stomach	Breast Colorectum Cervix uteri Lung Corpus uteri	Lung Colorectum Breast Prostate Bladder

Geography



Numbers at a glance

Total population

19 580 628

Number of new cases

83 461

Number of deaths

50 902

Number of prevalent cases (5-year)

202 230

Data source and methods

Incidence

Country-specific data source: Cluj Regional Cancer Registry, Timisoara Regional Cancer Registry

Method: Estimated from national mortality estimates by modelling, using mortality:incidence ratios derived from cancer registry data in neighbouring countries

Mortality

Country-specific data source: National (WHO)

Method: National rates projected to 2018

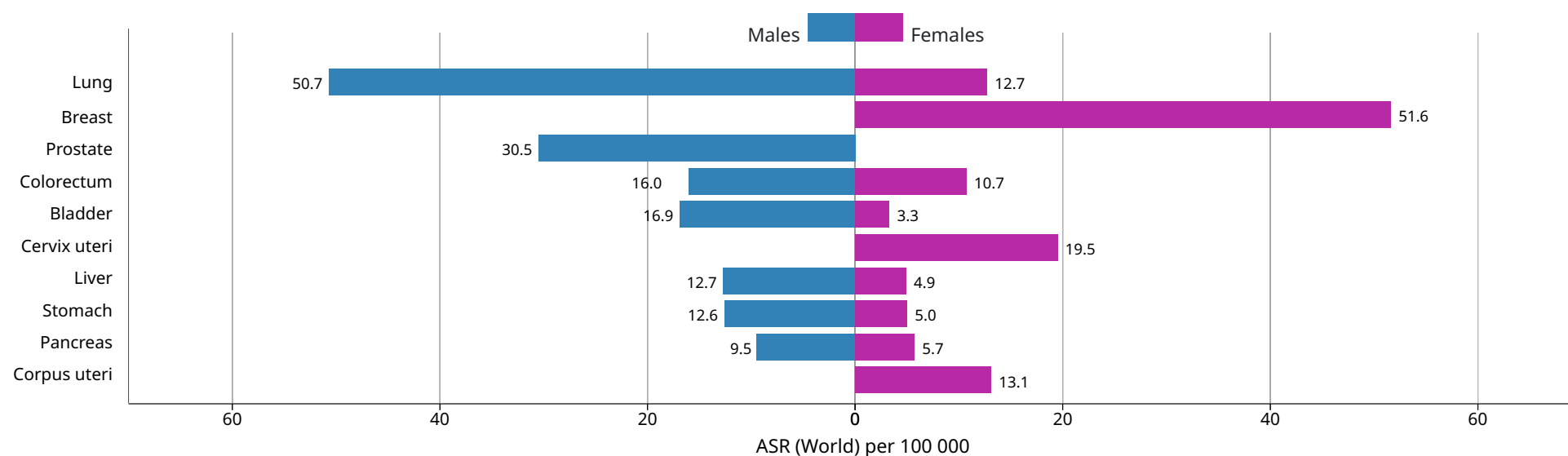
Prevalence

Computed using sex-, site- and age-specific incidence to 1-;3- and 5-year prevalence ratios from Nordic countries for the period (2000-2009), and scaled using Human Development Index (HDI) ratios.

Incidence, Mortality and Prevalence by cancer site

Cancer	New cases				Deaths				5-year prevalence (all ages)	
	Number	Rank	(%)	Cum.risk	Number	Rank	(%)	Cum.risk	Number	Prop.
Lung	11 340	1	13.6	3.76	10 277	1	20.2	3.37	11 240	57.40
Breast	9 629	2	11.5	5.81	3 378	3	6.6	1.68	35 298	349.66
Colon	6 086	3	7.3	1.80	3 874	2	7.6	0.97	15 289	78.08
Prostate	6 029	4	7.2	3.91	2 479	7	4.9	1.02	19 971	210.54
Rectum	4 770	5	5.7	1.48	2 281	8	4.5	0.60	13 075	66.78
Bladder	3 924	6	4.7	1.17	1 587	10	3.1	0.37	11 533	58.90
Stomach	3 530	7	4.2	1.04	3 023	5	5.9	0.84	4 936	25.21
Liver	3 451	8	4.1	1.04	3 141	4	6.2	0.93	2 336	11.93
Cervix uteri	3 308	9	4.0	2.13	1 743	9	3.4	1.03	9 631	95.40
Pancreas	3 106	10	3.7	0.91	2 943	6	5.8	0.85	1 862	9.51
Corpus uteri	2 470	11	3.0	1.64	510	21	1.0	0.28	8 478	83.98
Kidney	2 044	12	2.4	0.69	908	15	1.8	0.27	5 067	25.88
Lip, oral cavity	1 896	13	2.3	0.65	835	16	1.6	0.29	5 395	27.55
Brain, nervous system	1 869	14	2.2	0.62	1 560	11	3.1	0.51	4 910	25.08
Ovary	1 840	15	2.2	1.16	1 088	13	2.1	0.63	4 963	49.16
Leukaemia	1 724	16	2.1	0.52	1 292	12	2.5	0.36	4 414	22.54
Larynx	1 663	17	2.0	0.61	955	14	1.9	0.34	4 876	24.90
Non-Hodgkin lymphoma	1 424	18	1.7	0.49	707	17	1.4	0.23	4 043	20.65
Oropharynx	1 312	19	1.6	0.49	669	18	1.3	0.25	4 118	21.03
Thyroid	1 229	20	1.5	0.44	167	26	0.33	0.04	4 450	22.73
Melanoma of skin	1 107	21	1.3	0.37	438	23	0.86	0.13	3 435	17.54
Oesophagus	732	22	0.88	0.25	668	19	1.3	0.23	736	3.76
Multiple myeloma	652	23	0.78	0.22	439	22	0.86	0.14	1 568	8.01
Hypopharynx	647	24	0.78	0.24	368	24	0.72	0.14	1 046	5.34
Gallbladder	630	25	0.75	0.17	520	20	1.0	0.14	648	3.31
Nasopharynx	425	26	0.51	0.16	186	25	0.37	0.07	1 333	6.81
Testis	367	27	0.44	0.27	54	32	0.11	0.04	1 492	15.73
Vulva	331	28	0.40	0.15	160	28	0.31	0.06	948	9.39
Hodgkin lymphoma	264	29	0.32	0.10	95	29	0.19	0.03	986	5.04
Anus	220	30	0.26	0.07	164	27	0.32	0.05	601	3.07
Salivary glands	174	31	0.21	0.05	95	30	0.19	0.02	418	2.13
Penis	127	32	0.15	0.08	51	33	0.10	0.03	384	4.05
Mesothelioma	64	33	0.08	0.02	63	31	0.12	0.02	69	0.35
Kaposi sarcoma	57	34	0.07	0.01	24	35	0.05	0.01	150	0.77
Vagina	50	35	0.06	0.02	26	34	0.05	0.01	135	1.34
All cancer sites	83 461	-	-	23.50	50 902	-	-	13.79	202 230	1032.81

Age-standardized (World) incidence rates per sex, top 10 cancers



Age-standardized (World) incidence and mortality rates, top 10 cancers

