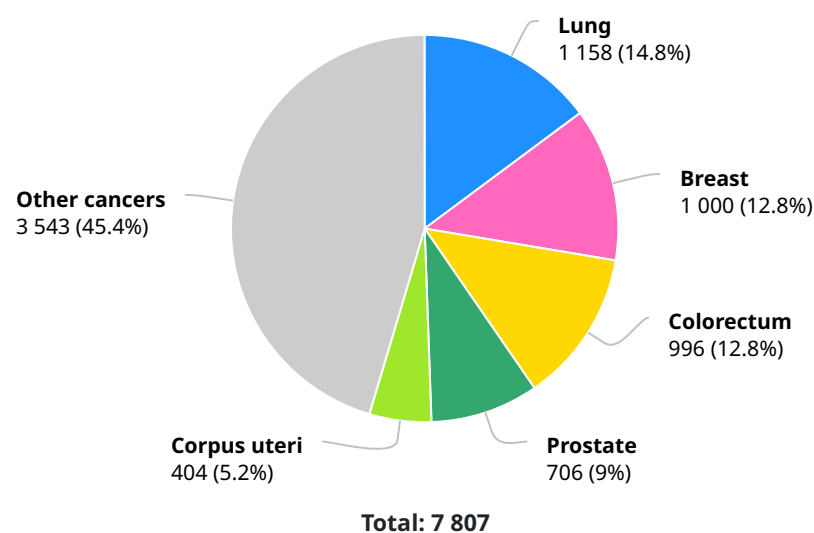


# The former Yugoslav Republic of Macedonia

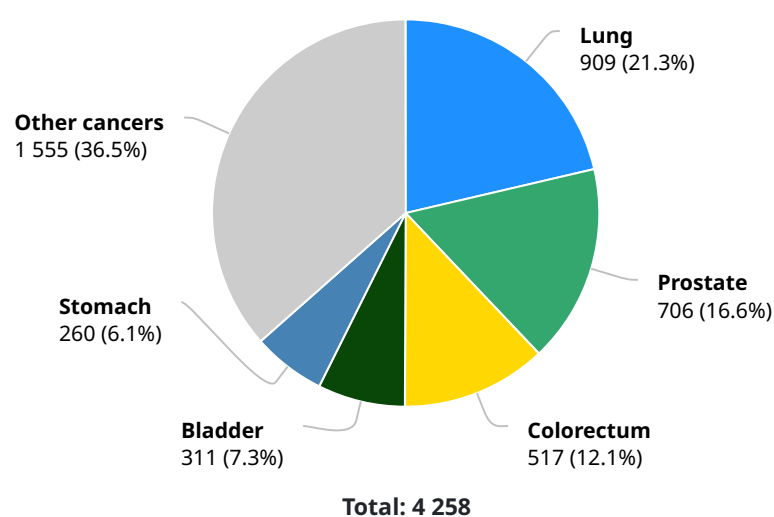
Source: Globocan 2018



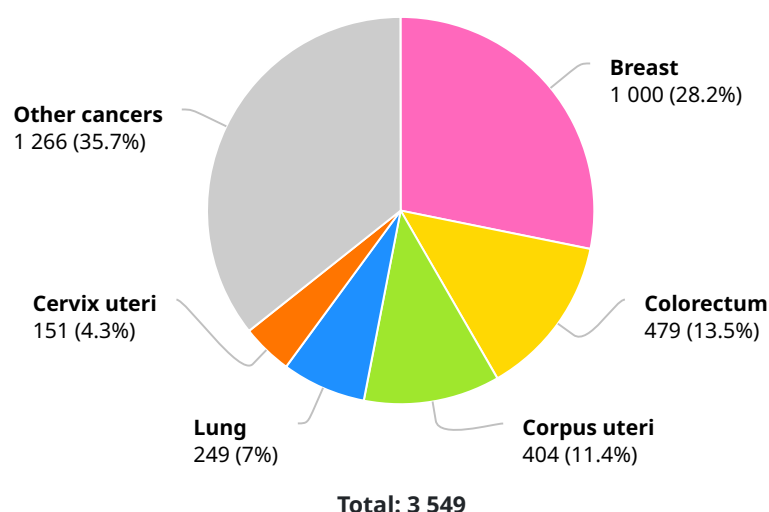
## Number of new cases in 2018, both sexes, all ages



## Number of new cases in 2018, males, all ages



## Number of new cases in 2018, females, all ages



## Summary statistic 2018

	Males	Females	Both sexes
Population	1 042 282	1 042 774	2 085 056
Number of new cancer cases	4 258	3 549	7 807
Age-standardized incidence rate (World)	260.1	208.2	230.8
Risk of developing cancer before the age of 75 years (%)	27.1	21.2	24.0
Number of cancer deaths	2 532	1 584	4 116
Age-standardized mortality rate (World)	149.4	83.4	113.9
Risk of dying from cancer before the age of 75 years (%)	16.3	9.3	12.7
5-year prevalent cases	8 252	9 154	17 406
Top 5 most frequent cancers excluding non-melanoma skin cancer (ranked by cases)	Lung Prostate Colorectum Bladder Stomach	Breast Colorectum Corpus uteri Lung Cervix uteri	Lung Breast Colorectum Prostate Corpus uteri

## Geography



## Numbers at a glance

Total population

**2 085 056**

Number of new cases

**7 807**

Number of deaths

**4 116**

Number of prevalent cases (5-year)

**17 406**

## Data source and methods

### Incidence

**Country-specific data source:** No data

**Method:** Estimated from national mortality estimates by modelling, using mortality:incidence ratios derived from cancer registry data in neighbouring countries

### Mortality

**Country-specific data source:** National (WHO)

**Method:** National rates projected to 2018

### Prevalence

Computed using sex-, site- and age-specific incidence to 1-;3- and 5-year prevalence ratios from Nordic countries for the period (2000-2009), and scaled using Human Development Index (HDI) ratios.

# The former Yugoslav Republic of Macedonia

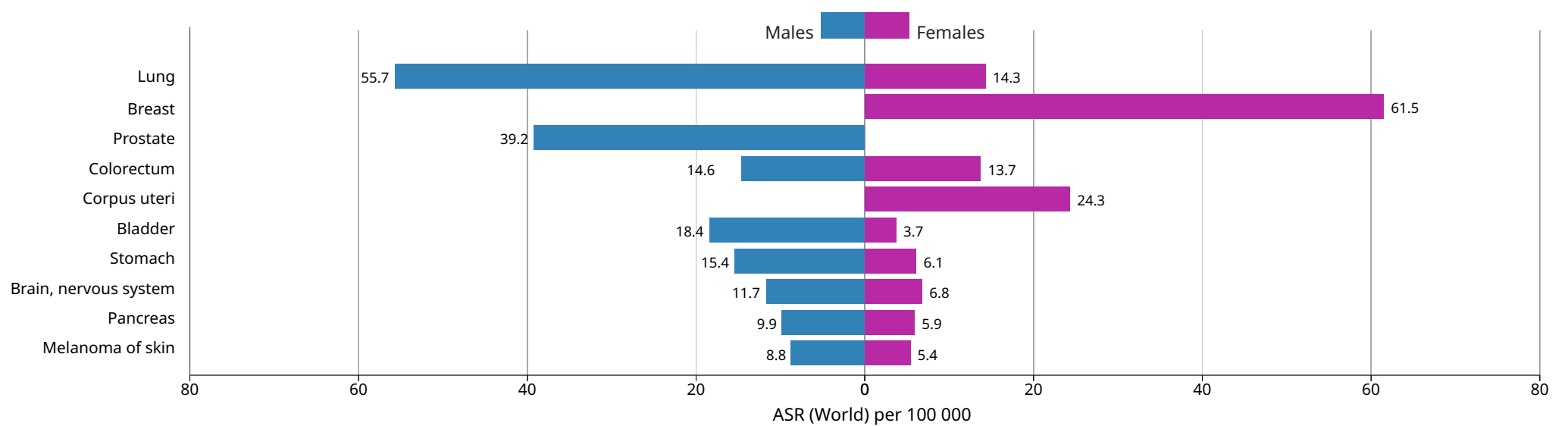
Source: Globocan 2018



## Incidence, Mortality and Prevalence by cancer site

Cancer	New cases				Deaths				5-year prevalence (all ages)	
	Number	Rank	(%)	Cum.risk	Number	Rank	(%)	Cum.risk	Number	Prop.
Lung	1 158	1	14.8	4.17	947	1	23.0	3.41	1 100	52.76
Breast	1 000	2	12.8	6.66	317	2	7.7	1.92	3 085	295.85
Prostate	706	3	9.0	4.89	270	4	6.6	1.28	1 581	151.69
Rectum	560	4	7.2	2.03	239	6	5.8	0.79	1 438	68.97
Colon	424	5	5.4	1.48	233	7	5.7	0.73	991	47.53
Corpus uteri	404	6	5.2	2.90	80	13	1.9	0.51	1 262	121.02
Bladder	386	7	4.9	1.41	128	10	3.1	0.40	1 066	51.13
Stomach	379	8	4.9	1.29	302	3	7.3	0.99	507	24.32
Pancreas	285	9	3.7	0.94	258	5	6.3	0.84	176	8.44
Brain, nervous system	275	10	3.5	0.96	227	8	5.5	0.80	676	32.42
Melanoma of skin	221	11	2.8	0.75	74	14	1.8	0.23	639	30.65
Larynx	188	12	2.4	0.69	102	11	2.5	0.36	503	24.12
Liver	185	13	2.4	0.63	187	9	4.5	0.63	126	6.04
Leukaemia	167	14	2.1	0.60	98	12	2.4	0.35	439	21.05
Cervix uteri	151	15	1.9	1.04	59	16	1.4	0.39	423	40.56
Ovary	141	16	1.8	0.96	66	15	1.6	0.43	369	35.39
Kidney	94	17	1.2	0.34	45	17	1.1	0.15	216	10.36
Non-Hodgkin lymphoma	89	18	1.1	0.32	43	18	1.0	0.14	242	11.61
Thyroid	63	19	0.81	0.23	10	25	0.24	0.04	226	10.84
Testis	63	20	0.81	0.40	6	28	0.15	0.04	226	21.68
Lip, oral cavity	61	21	0.78	0.21	28	21	0.68	0.08	166	7.96
Multiple myeloma	56	22	0.72	0.22	25	22	0.61	0.09	132	6.33
Gallbladder	47	23	0.60	0.17	37	20	0.90	0.12	49	2.35
Hodgkin lymphoma	45	24	0.58	0.16	12	23	0.29	0.04	168	8.06
Oesophagus	42	25	0.54	0.13	37	19	0.90	0.11	38	1.82
Penis	23	26	0.29	0.13	12	24	0.29	0.05	66	6.33
Vulva	17	27	0.22	0.11	7	27	0.17	0.04	48	4.60
Nasopharynx	15	28	0.19	0.05	6	29	0.15	0.02	43	2.06
Oropharynx	14	29	0.18	0.05	10	26	0.24	0.04	36	1.73
Anus	12	30	0.15	0.05	0	34	0	0	33	1.58
Mesothelioma	7	31	0.09	0.03	0	33	0	0	7	0.34
Salivary glands	7	32	0.09	0.03	5	30	0.12	0.02	16	0.77
Hypopharynx	5	33	0.06	0.02	4	31	0.10	0.02	9	0.43
Vagina	2	34	0.03	0.02	1	32	0.02	0.01	6	0.58
Kaposi sarcoma	0	35	0	0	0	35	0	0	0	0
<b>All cancer sites</b>	<b>7 807</b>	<b>-</b>	<b>-</b>	<b>23.96</b>	<b>4 116</b>	<b>-</b>	<b>-</b>	<b>12.70</b>	<b>17 406</b>	<b>834.80</b>

## Age-standardized (World) incidence rates per sex, top 10 cancers



## Age-standardized (World) incidence and mortality rates, top 10 cancers

