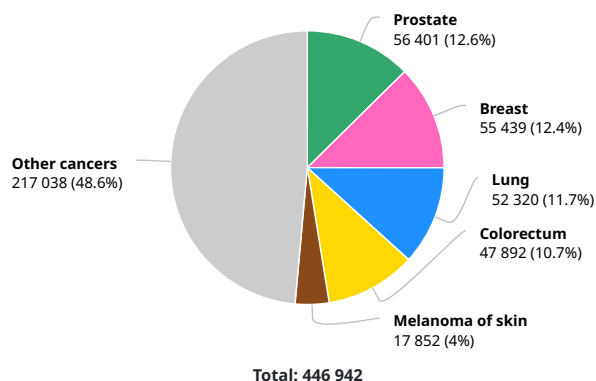


United Kingdom

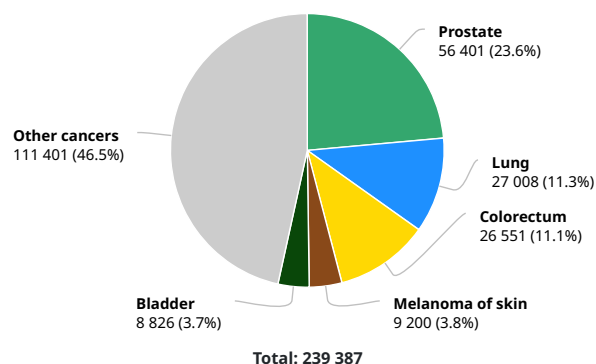
Source: Globocan 2018



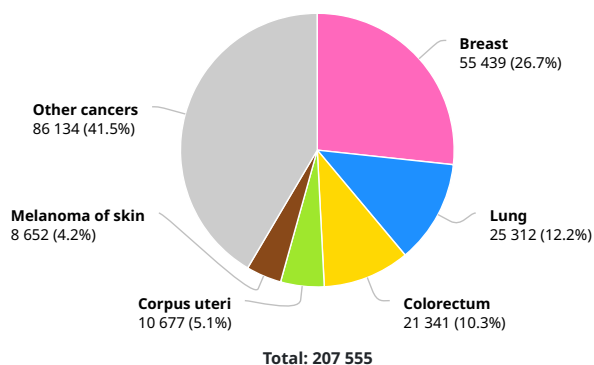
Number of new cases in 2018, both sexes, all ages



Number of new cases in 2018, males, all ages



Number of new cases in 2018, females, all ages



Summary statistic 2018

	Males	Females	Both sexes
Population	32 865 239	33 708 264	66 573 503
Number of new cancer cases	239 387	207 555	446 942
Age-standardized incidence rate (World)	344.7	299.8	319.2
Risk of developing cancer before the age of 75 years (%)	63.9	50.1	56.6
Number of cancer deaths	95 479	82 994	178 473
Age-standardized mortality rate (World)	117.8	90.6	102.6
Risk of dying from cancer before the age of 75 years (%)	37.6	26.9	31.6
5-year prevalent cases	712 114	656 143	1 368 257
Top 5 most frequent cancers excluding non-melanoma skin cancer (ranked by cases)	Prostate Lung Colorectum Melanoma Bladder	Breast Lung Colorectum Corpus uteri Melanoma	Prostate Breast Lung Colorectum Melanoma

Geography



Numbers at a glance

Total population

66 573 503

Number of new cases

446 942

Number of deaths

178 473

Number of prevalent cases (5-year)

1 368 257

Data source and methods

Incidence

Country-specific data source: National Cancer Registration Service (NCRS), Northern Ireland Cancer Registry, Scottish Cancer Registry, Welsh Cancer Intelligence and Surveillance Unit

Method: National (or local with coverage greater than 50%) rates projected to 2018

Mortality

Country-specific data source: National (WHO)

Method: National rates projected to 2018

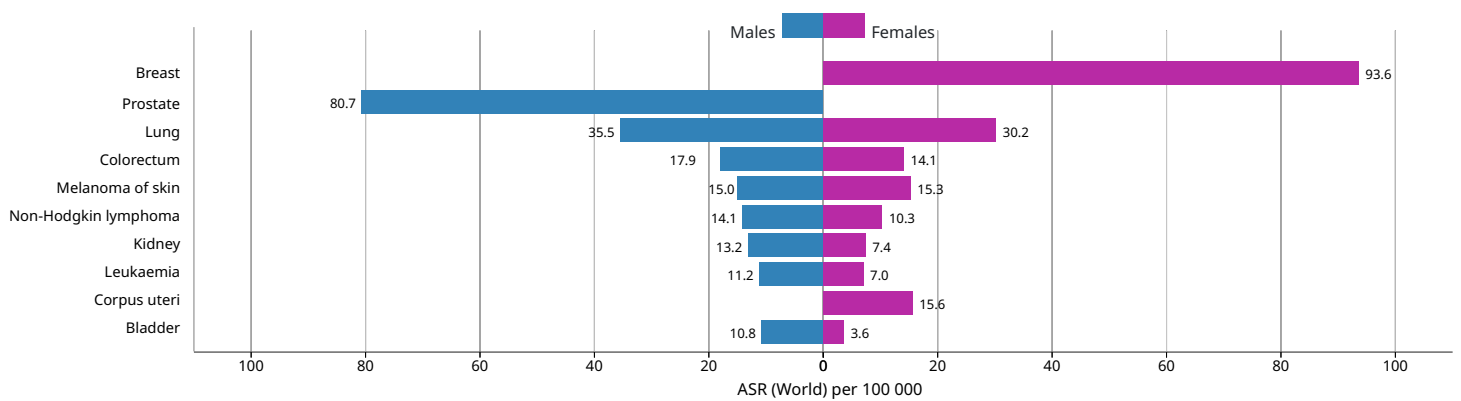
Prevalence

Computed using sex-; site- and age-specific incidence to 1-;3- and 5-year prevalence ratios from Nordic countries for the period (2000-2009), and scaled using Human Development Index (HDI) ratios.

Incidence, Mortality and Prevalence by cancer site

Cancer	New cases				Deaths				5-year prevalence (all ages)	
	Number	Rank	(%)	Cum.risk	Number	Rank	(%)	Cum.risk	Number	Prop.
Prostate	56 401	1	14.73	20.13	13 145	2	8.07	7.64	206 241	627.54
Breast	55 439	2	14.48	15.36	11 849	3	7.27	4.21	228 277	677.21
Lung	52 320	3	13.66	9.81	37 688	1	23.13	7.43	55 471	83.32
Colon	31 153	4	8.13	5.98	11 792	4	7.24	2.68	89 246	134.06
Melanoma of skin	17 852	5	4.66	2.98	2 764	18	1.70	0.56	62 492	93.87
Non-Hodgkin lymphoma	15 939	6	4.16	2.81	5 546	10	3.40	1.19	47 676	71.61
Rectum	15 134	7	3.95	2.75	8 678	6	5.33	1.84	46 606	70.01
Kidney	13 683	8	3.57	2.44	4 523	13	2.78	0.95	37 463	56.27
Bladder	12 218	9	3.19	2.54	6 101	9	3.74	1.46	40 146	60.30
Pancreas	11 374	10	2.97	2.24	10 043	5	6.16	2.03	6 702	10.07
Leukaemia	11 025	11	2.88	2.05	5 076	11	3.11	1.11	30 949	46.49
Corpus uteri	10 677	12	2.79	3.33	2 401	19	1.47	0.89	42 001	124.60
Oesophagus	10 088	13	2.63	1.91	8 526	7	5.23	1.72	10 646	15.99
Liver	7 618	14	1.99	1.46	6 836	8	4.19	1.41	5 443	8.18
Multiple myeloma	6 757	15	1.76	1.30	3 400	16	2.09	0.76	17 007	25.55
Ovary	6 407	16	1.67	2.04	4 155	15	2.55	1.49	18 085	53.65
Stomach	6 370	17	1.66	1.30	4 484	14	2.75	0.97	9 531	14.32
Lip, oral cavity	6 087	18	1.59	0.98	1 701	20	1.04	0.31	19 987	30.02
Brain, nervous system	5 760	19	1.50	0.92	4 541	12	2.79	0.76	16 692	25.07
Thyroid	4 849	20	1.27	0.69	435	27	0.27	0.09	19 138	28.75
Cervix uteri	3 430	21	0.90	0.88	1 033	22	0.63	0.33	12 575	37.31
Mesothelioma	3 113	22	0.81	0.66	2 859	17	1.75	0.61	2 960	4.45
Oropharynx	3 049	23	0.80	0.41	872	24	0.54	0.15	11 008	16.54
Gallbladder	2 967	24	0.77	0.59	1 117	21	0.69	0.24	3 098	4.65
Larynx	2 482	25	0.65	0.42	906	23	0.56	0.18	8 537	12.82
Testis	2 441	26	0.64	0.58	68	34	0.04	0.02	11 363	34.57
Hodgkin lymphoma	2 157	27	0.56	0.30	379	28	0.23	0.07	8 933	13.42
Anus	1 605	28	0.42	0.26	487	26	0.30	0.10	5 029	7.55
Vulva	1 517	29	0.40	0.52	493	25	0.30	0.20	5 136	15.24
Penis	827	30	0.22	0.32	149	32	0.09	0.07	2 846	8.66
Salivary glands	803	31	0.21	0.14	265	30	0.16	0.06	2 193	3.29
Hypopharynx	782	32	0.20	0.13	337	29	0.21	0.06	1 432	2.15
Nasopharynx	269	33	0.07	0.04	186	31	0.11	0.03	900	1.35
Vagina	240	34	0.06	0.08	120	33	0.07	0.04	723	2.14
Kaposi sarcoma	146	35	0.04	0.02	11	35	0.01	0.00	492	0.74
All cancer sites	446 942	-	-	56.57	178 473	-	-	31.59	1 368 257	2055.26

Age-standardized (World) incidence rates per sex, top 10 cancers



Age-standardized (World) incidence and mortality rates, top 10 cancers

