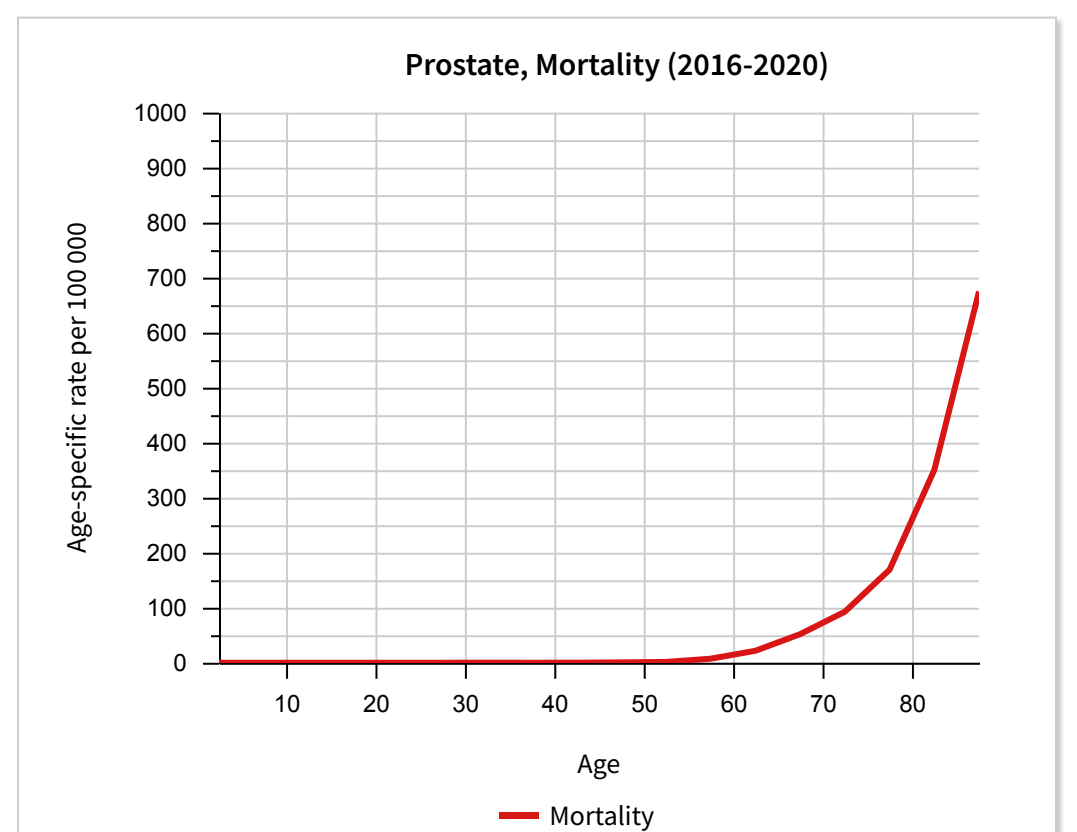
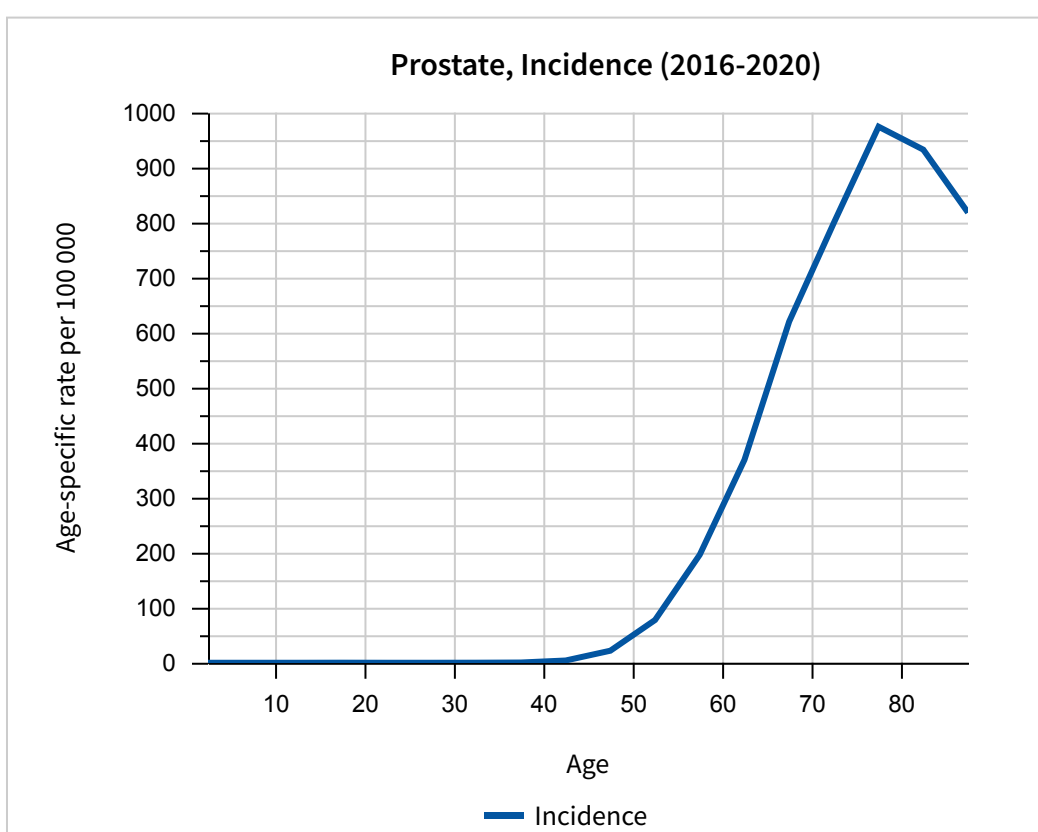
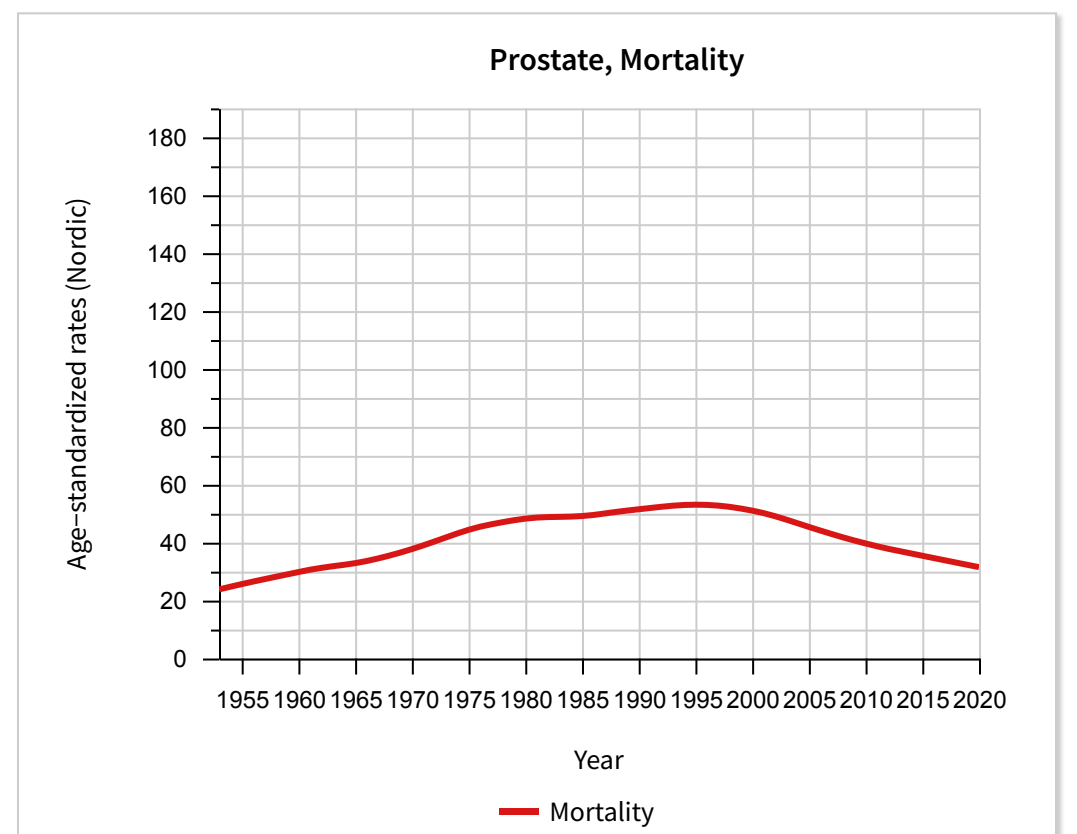
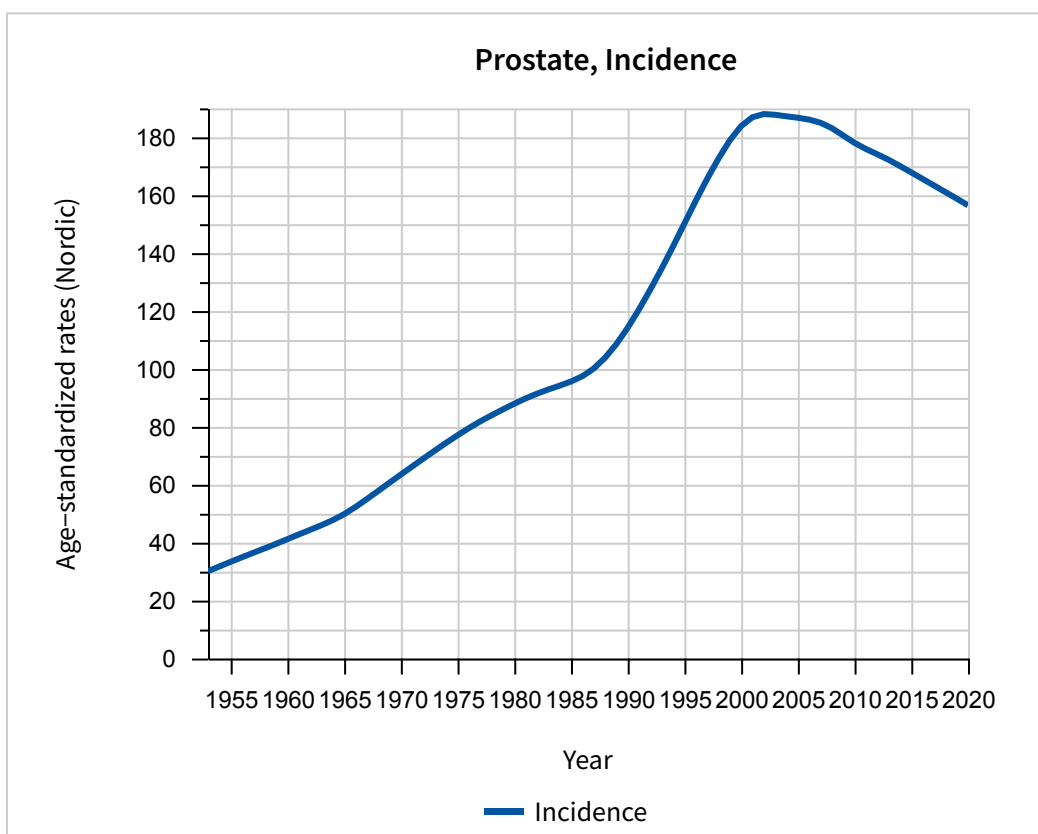
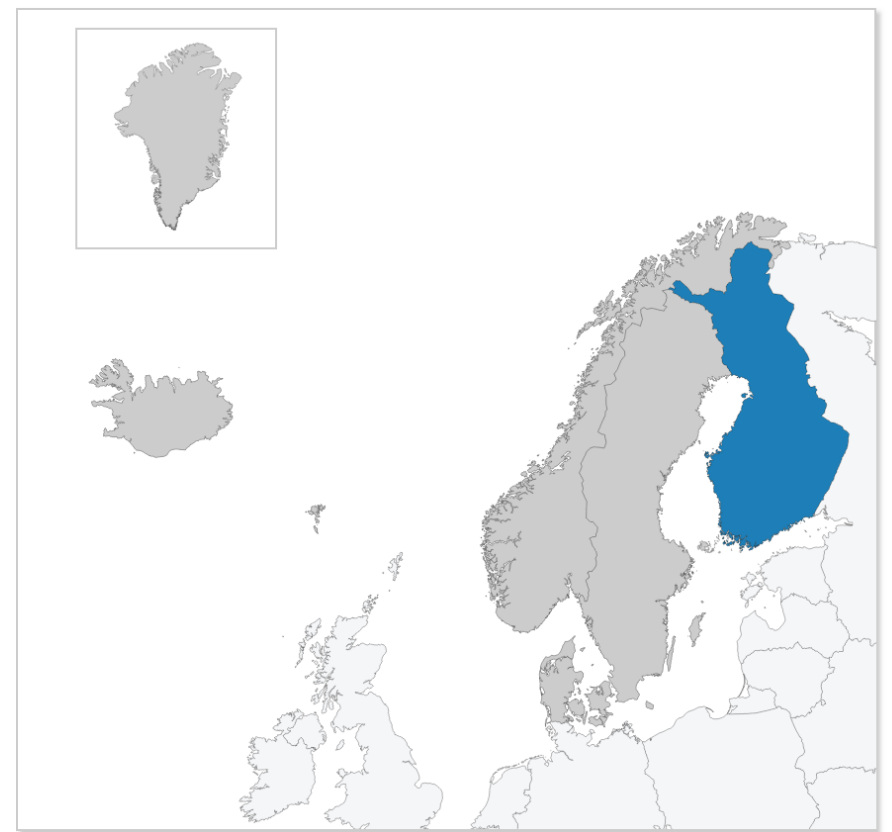


Finland Prostate

	Male	Female
Number of new cases per year (incidence 2016-2020)	5 198	-
Proportion of all cancers (%)	28.6	-
Proportion of all cancers except non-melanoma skin (%)	30.4	-
Risk of getting the disease before age 75 (%)	9.7	-
Age-standardized incidence rate (Nordic)	162.4	-
- Estimated annual change latest 10 years (%)	-1.4	-
Number of deaths per year (2016-2020)	917	-
Proportion of all cancer deaths (%)	13.4	-
Risk of dying from the disease before age 75 (%)	0.8	-
Age-standardized death rate (Nordic)	33.1	-
- Estimated annual change latest 10 years (%)	-2.4	-
Persons living with the diagnosis at the end of 2020 (prevalence)	58 488	-
Number of persons living with the diagnosis per 100 000	2139.4	-
Relative survival (%) with [95% CI] (2016-2020)		
1-year	98.8 [98.4-99.1]	-
5-year	93.6 [92.8-94.4]	-



Word explanation for cancer fact sheets

Incidence (number of new cancer cases)

Incidence is the number of new cases arising in the given period.

Age-standardized rate (Nordic)

A rate is the number of new cases or deaths per 100 000 persons per year. An age-standardized rate is the rate that a population would have if it had a standard age structure. Standardization is necessary when comparing several populations that differ with respect to age because age has such a powerful influence on the risk of cancer, for instance when the risk of cancer in Denmark in the 1950 's is to be compared to the risk in the latest time period. The standard population used in this factsheet is the Nordic Standard Population (N).

Risk of getting or dying from the disease before age 75 (%)

The probability or risk of individuals getting/dying from the disease during a specified period is also called cumulative risk. For cancer, it is expressed as the number of newborn children (out of 100) who would be expected to develop/die from a particular cancer before the age of 75 if they had the rates of cancer incidence/mortality observed in the period in the absence of competing causes of death.

Relative survival (%) with [95% CI]

Relative survival is defined as the ratio of the observed survival in the group of patients to the survival expected in a group of people in the general population, who are similar to the patients with respect to sex, age and calendar time at the time of diagnosis. It can be interpreted as the probability of patient survival in the absence of other causes of death. It is reported for 1 and 5 years following diagnosis. In NORDCAN the relative survival is age-standardised with the International Cancer Survival Standards (ICSS). [95% CI] indicates the confidence interval of the survival estimate, and (2016-2020) indicates the period of diagnosis.

A more detailed explanation of the words can be found in [NORDCAN](#), Additional information, Glossary of statistical terms.

Mortality (number of deaths)

Mortality is the number of deaths from the cancer occurring in the given period.

Estimated annual change (%)

Estimated annual change in percent is used to describe the magnitude of change in the trend. It is the average annual rate of change in the age-standardized rate over the latest 10 year period.

Prevalence (number of persons living with the diagnosis)

The prevalence of a particular cancer can be defined as the number of persons who have been diagnosed with that type of cancer, and who are still alive at the end of a given year. Prevalence represents the number of persons alive on a certain day, who previously had a diagnosis of the disease, regardless of how long ago the diagnosis was, or if the patient is still under treatment or is considered cured.