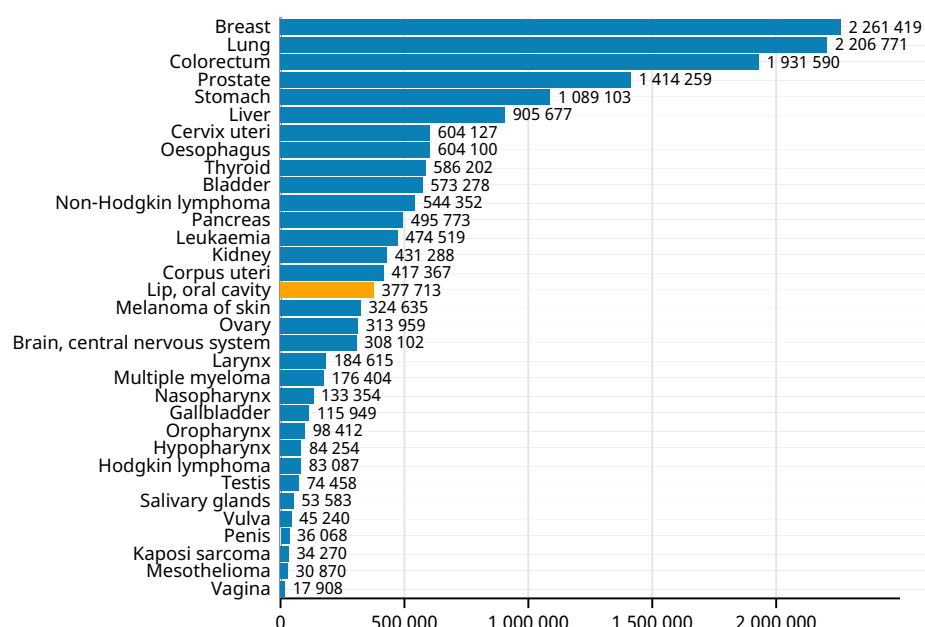


Lip, oral cavity

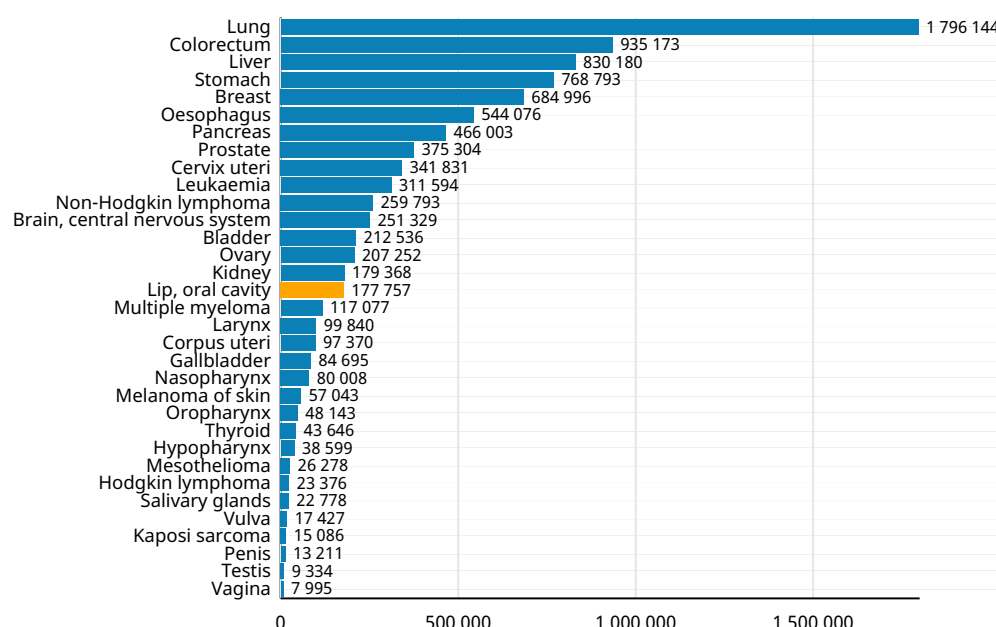
Source: Globocan 2020



Number of new cases in 2020, both sexes, all ages



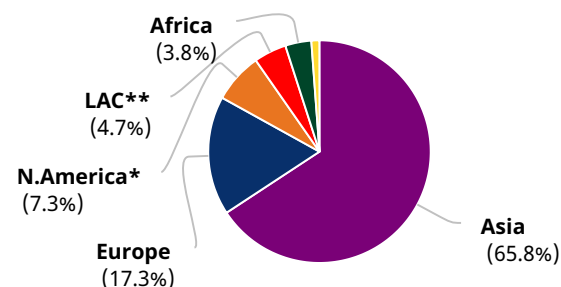
Number of deaths in 2020, both sexes, all ages



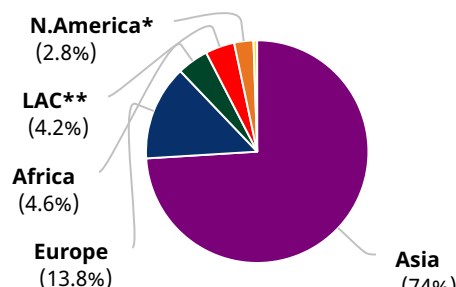
Cancer incidence and mortality statistics worldwide and by region

	Incidence						Mortality					
	Both sexes		Males		Females		Both sexes		Males		Females	
	New cases	Cum. risk 0-74 (%)	New cases	Cum. risk 0-74 (%)	New cases	Cum. risk 0-74 (%)	Deaths	Cum. risk 0-74 (%)	Deaths	Cum. risk 0-74 (%)	Deaths	Cum. risk 0-74 (%)
Eastern Africa	4 653	0.22	2 690	0.28	1 963	0.18	2 980	0.16	1 716	0.20	1 264	0.12
Middle Africa	1 431	0.18	879	0.23	552	0.13	904	0.12	552	0.16	352	0.09
Northern Africa	3 216	0.16	1 727	0.19	1 489	0.14	1 466	0.07	739	0.08	727	0.06
Southern Africa	2 132	0.45	1 305	0.66	827	0.28	914	0.20	596	0.33	318	0.10
Western Africa	2 854	0.16	1 573	0.17	1 281	0.14	1 824	0.11	1 003	0.12	821	0.10
Caribbean	1 679	0.33	1 193	0.53	486	0.16	668	0.12	482	0.20	186	0.04
Central America	2 018	0.12	886	0.12	1 132	0.12	853	0.05	446	0.06	407	0.04
South America	14 191	0.29	9 636	0.46	4 555	0.14	6 027	0.12	4 252	0.21	1 775	0.05
Northern America	27 469	0.51	18 513	0.73	8 956	0.29	4 985	0.08	3 224	0.11	1 761	0.04
Eastern Asia	51 158	0.21	33 658	0.29	17 500	0.13	21 933	0.08	14 083	0.11	7 850	0.05
South-Eastern Asia	18 381	0.29	11 297	0.38	7 084	0.21	9 925	0.15	6 409	0.21	3 516	0.09
South-Central Asia	174 448	1.01	130 725	1.48	43 723	0.53	98 015	0.59	72 311	0.84	25 704	0.33
Western Asia	4 373	0.20	2 716	0.26	1 657	0.14	1 737	0.08	958	0.09	779	0.06
Central and Eastern Europe	26 083	0.61	19 884	1.12	6 199	0.21	12 490	0.29	9 761	0.56	2 729	0.09
Western Europe	17 770	0.55	11 127	0.76	6 643	0.36	5 133	0.14	3 419	0.21	1 714	0.07
Southern Europe	12 387	0.42	7 926	0.61	4 461	0.23	4 234	0.13	2 751	0.20	1 483	0.06
Northern Europe	9 039	0.54	5 582	0.72	3 457	0.36	2 718	0.14	1 714	0.20	1 004	0.08
Australia and New Zealand	3 096	0.70	2 070	1.01	1 026	0.41	469	0.09	281	0.13	188	0.05
Melanesia	1 299	2.05	796	2.82	503	1.35	468	0.82	313	1.19	155	0.48
Polynesia	20	0.32	16	0.52	4	0.12	8	0.11	7	0.22	1	0
Micronesia	16	0.36	12	0.64	4	0.12	6	0.16	5	0.34	1	0
Low HDI	10 126	0.22	5 883	0.27	4 243	0.17	6 251	0.15	3 622	0.18	2 629	0.12
Medium HDI	177 018	0.91	132 012	1.35	45 006	0.48	99 662	0.53	73 289	0.77	26 373	0.29
High HDI	72 418	0.21	46 009	0.29	26 409	0.14	34 765	0.10	22 857	0.14	11 908	0.06
Very high HDI	118 036	0.50	80 219	0.76	37 817	0.26	37 048	0.14	25 230	0.23	11 818	0.06
World	377 713	0.46	264 211	0.68	113 502	0.26	177 757	0.22	125 022	0.32	52 735	0.12

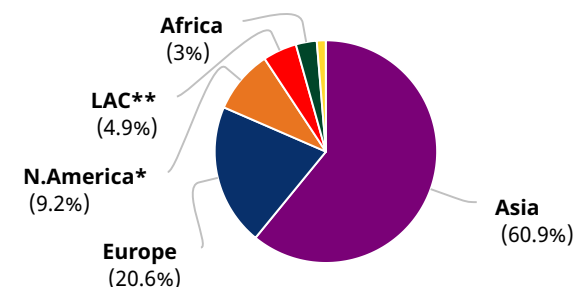
Incidence, both sexes



Mortality, both sexes



5-year prevalence, both sexes

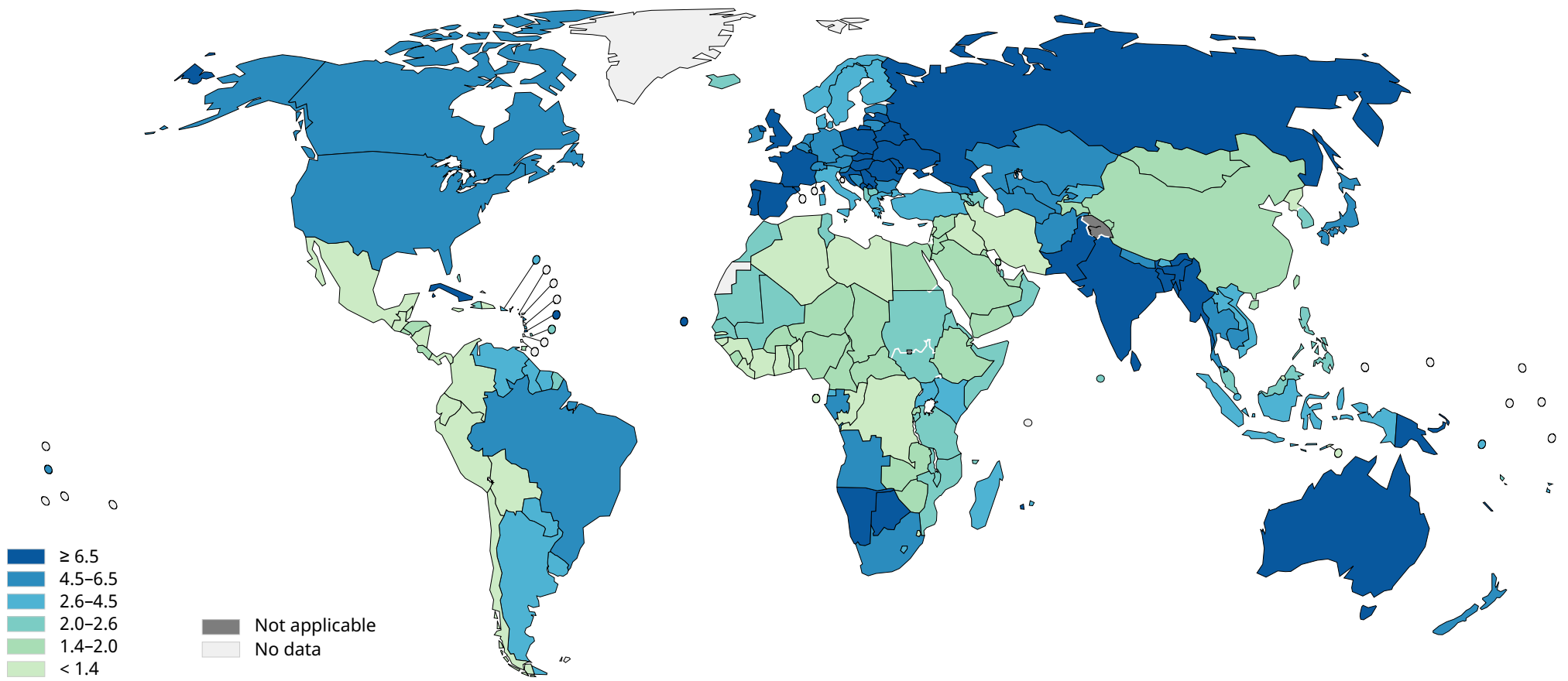


Region	Population	Number
Asia	248 360	
Europe	65 279	
*Northern America	27 469	
**Latin America and the Caribbean	17 888	
Africa	14 286	
Oceania	4 431	
Total	377 713	

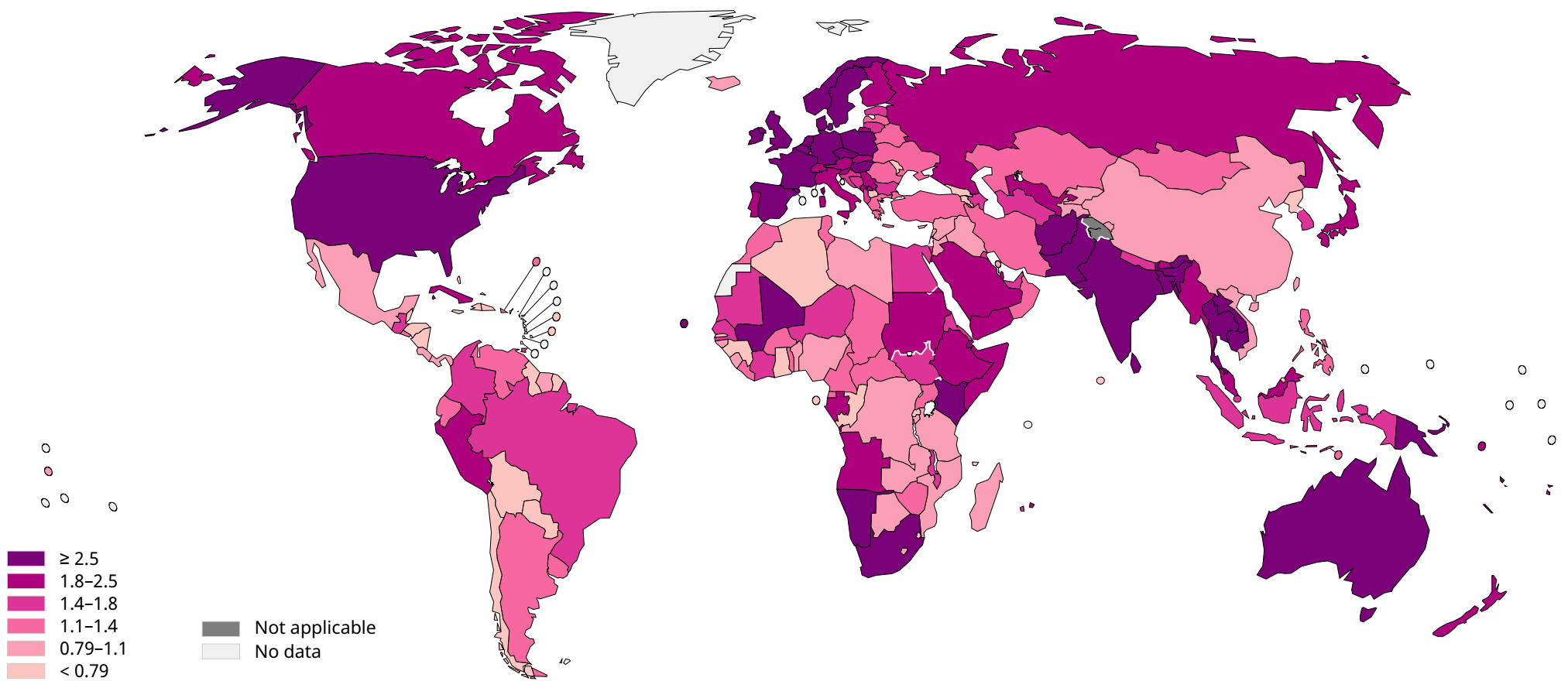
Region	Population	Number
Asia	131 610	
Europe	24 575	
Africa	8 088	
**Latin America and the Caribbean	7 548	
*Northern America	4 985	
Oceania	951	
Total	177 757	

Region	Population	Number
Asia	584 403	
Europe	197 515	
*Northern America	88 196	
**Latin America and the Caribbean	47 348	
Africa	29 134	
Oceania	12 652	
Total	959 248	

Age standardized (World) incidence rates, lip, oral cavity, males, all ages



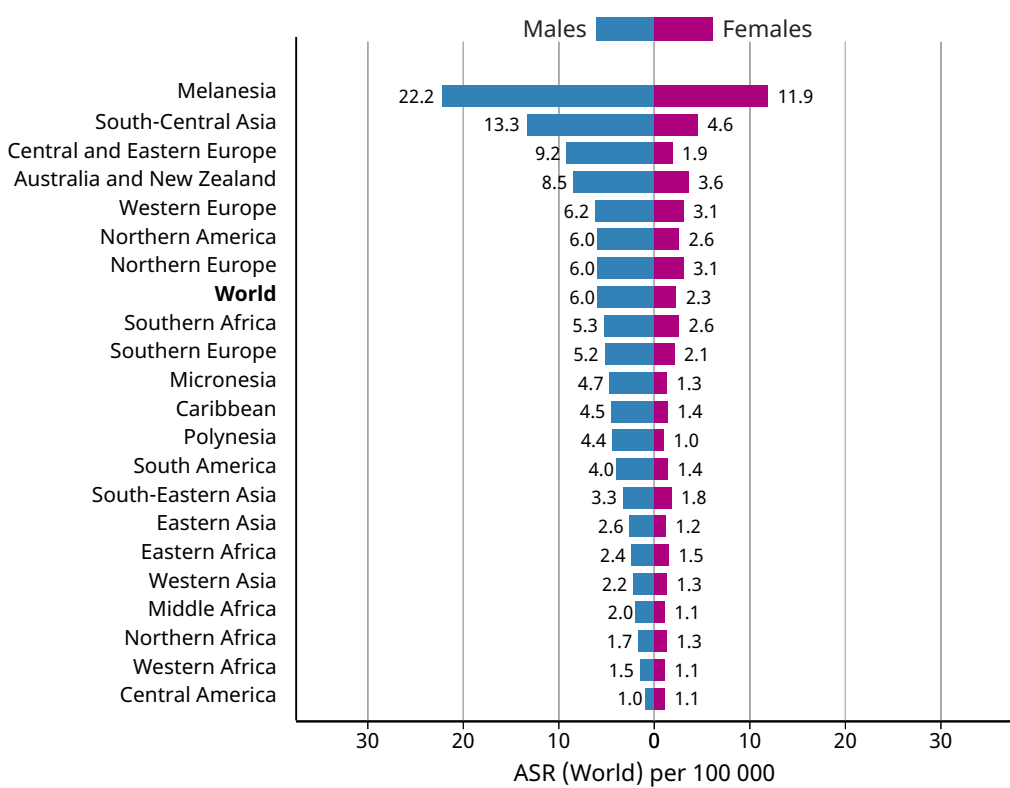
Age standardized (World) incidence rates, lip, oral cavity, females, all ages



Data source: GLOBOCAN 2020
 Graph production: IARC (<https://gco.iarc.fr/today>)
 World Health Organization

World Health Organization
 © International Agency for Research on Cancer 2020

Age standardized (World) incidence rates, lip, oral cavity, by sex



Age standardized (World) incidence and mortality rates, lip, oral cavity

