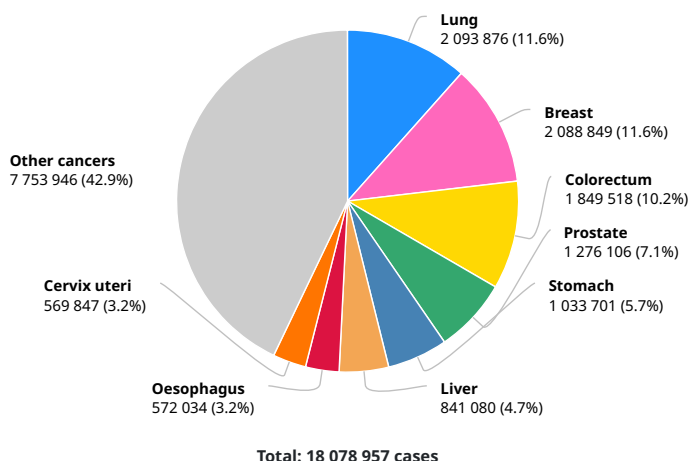


# Anus

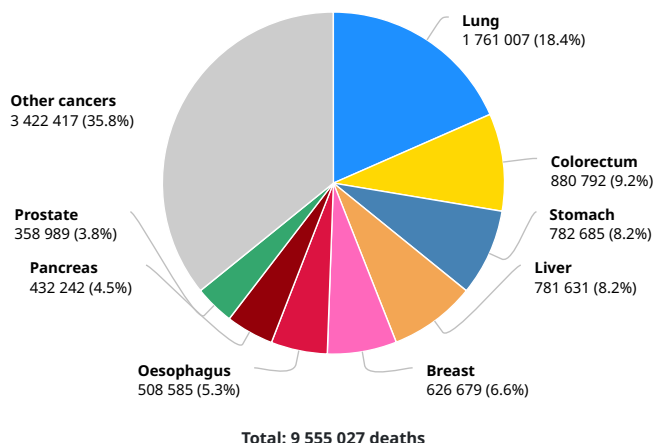
Source: Globocan 2018



Number of new cases in 2018, both sexes, all ages



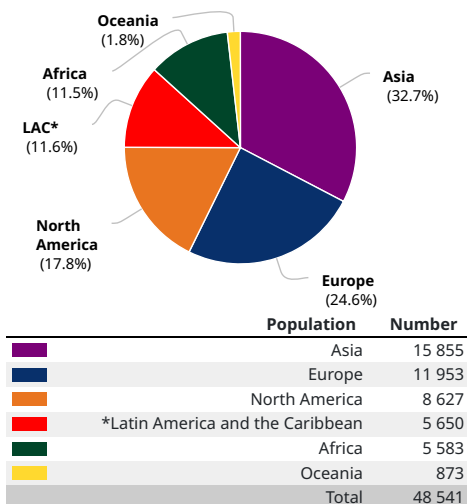
Number of deaths in 2018, both sexes, all ages



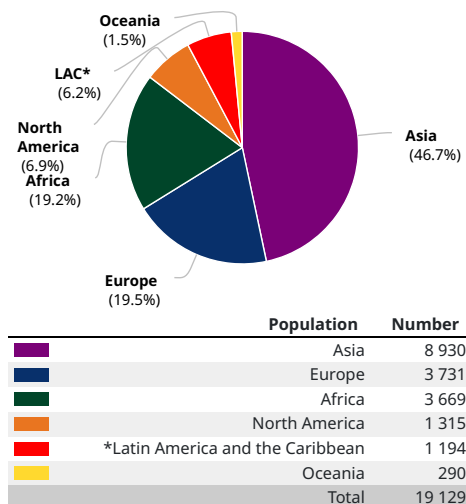
## Cancer incidence and mortality statistics worldwide and by region

	Incidence						Mortality					
	Both sexes		Males		Females		Both sexes		Males		Females	
	New cases	Cum. risk 0-74 (%)	New cases	Cum. risk 0-74 (%)	New cases	Cum. risk 0-74 (%)	Deaths	Cum. risk 0-74 (%)	Deaths	Cum. risk 0-74 (%)	Deaths	Cum. risk 0-74 (%)
Eastern Africa	1 766	0.08	675	0.06	1 091	0.09	1 256	0.06	472	0.05	784	0.07
Middle Africa	939	0.12	415	0.11	524	0.14	761	0.10	332	0.09	429	0.11
Northern Africa	875	0.05	463	0.05	412	0.04	363	0.02	230	0.02	133	0.01
Southern Africa	259	0.05	108	0.05	151	0.05	128	0.02	58	0.03	70	0.02
Western Africa	1 744	0.10	742	0.09	1 002	0.11	1 161	0.07	496	0.07	665	0.08
Caribbean	403	0.07	190	0.05	213	0.08	84	0.01	41	0.00	43	0.02
Central America	461	0.02	156	0.02	305	0.03	97	0.01	31	0.00	66	0.01
South America	4 786	0.10	1 334	0.06	3 452	0.13	1 013	0.02	348	0.02	665	0.02
North America	8 627	0.17	2 918	0.12	5 709	0.21	1 315	0.02	550	0.02	765	0.02
Eastern Asia	6 464	0.03	3 242	0.03	3 222	0.02	2 900	0.01	1 796	0.02	1 104	0.01
South-Eastern Asia	1 998	0.03	1 062	0.04	936	0.03	1 047	0.02	584	0.02	463	0.01
South-Central Asia	6 671	0.04	4 114	0.05	2 557	0.03	4 668	0.03	2 861	0.04	1 807	0.02
Western Asia	722	0.04	453	0.05	269	0.03	315	0.02	189	0.02	126	0.01
Central and Eastern Europe	2 088	0.05	752	0.04	1 336	0.05	1 249	0.03	546	0.03	703	0.02
Western Europe	5 358	0.15	1 534	0.10	3 824	0.21	1 223	0.03	416	0.02	807	0.03
Southern Europe	2 303	0.08	921	0.08	1 382	0.08	608	0.02	245	0.02	363	0.02
Northern Europe	2 204	0.13	712	0.09	1 492	0.18	651	0.03	242	0.02	409	0.03
Australia and New Zealand	660	0.15	261	0.12	399	0.18	149	0.03	69	0.03	80	0.03
Melanesia	213	0.35	144	0.52	69	0.22	141	0.22	112	0.38	29	0.09
Polynesia	0	0	0	0	0	0	0	0	0	0	0	0
Micronesia	0	0	0	0	0	0	0	0	0	0	0	0
Low HDI	4 523	0.09	2 051	0.09	2 472	0.09	3 214	0.07	1 438	0.07	1 776	0.07
Medium HDI	9 080	0.04	5 285	0.05	3 795	0.03	5 812	0.03	3 455	0.03	2 357	0.02
High HDI	11 870	0.04	4 899	0.03	6 971	0.04	4 406	0.01	2 407	0.02	1 999	0.01
Very high HDI	23 056	0.11	7 958	0.08	15 098	0.13	5 697	0.02	2 318	0.02	3 379	0.02
World	48 541	0.06	20 196	0.05	28 345	0.07	19 129	0.02	9 618	0.03	9 511	0.02

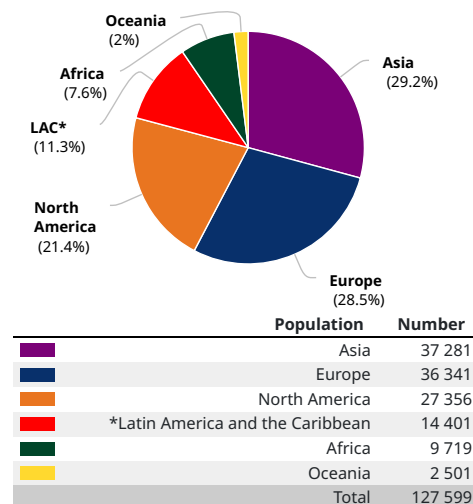
Incidence, both sexes



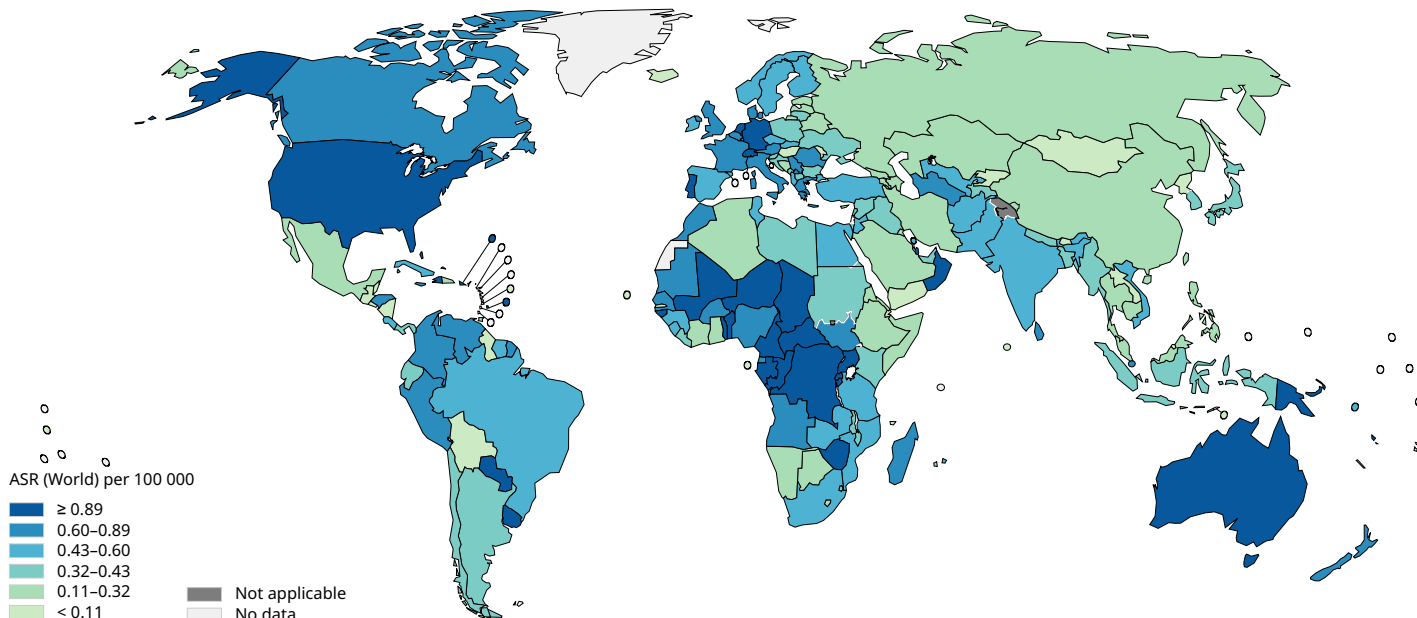
Mortality, both sexes



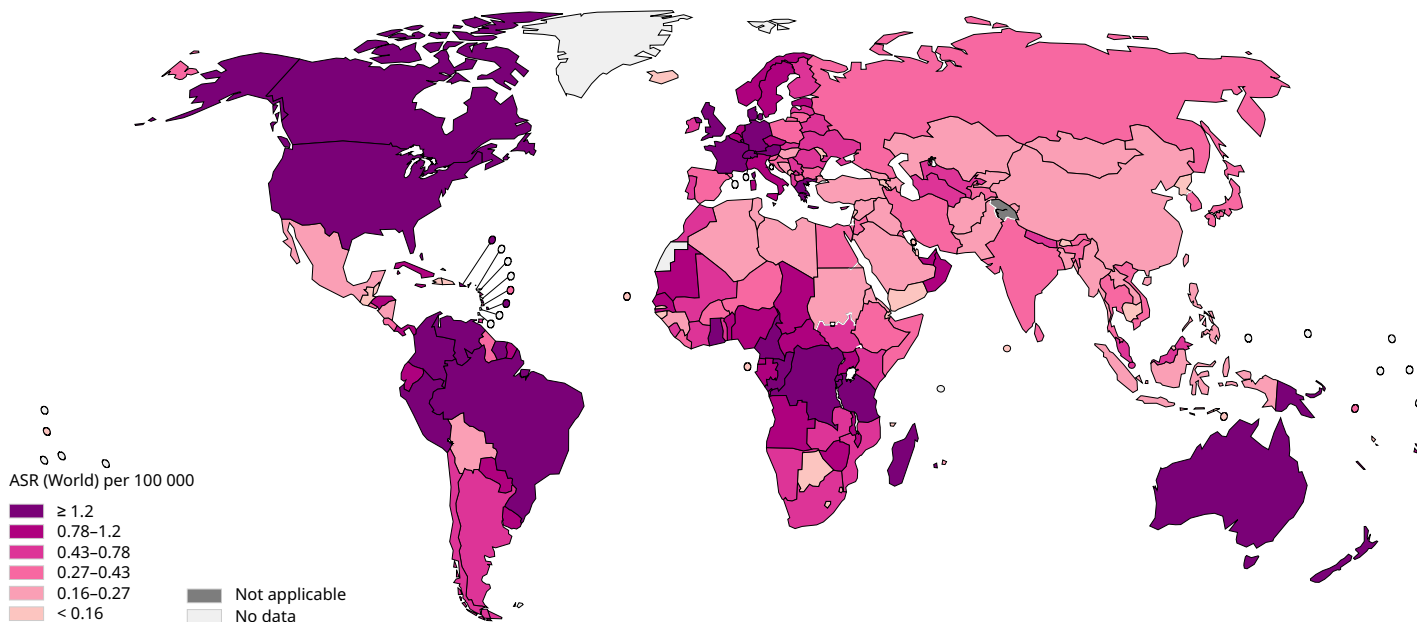
5-year prevalence, both sexes



Age standardized (World) incidence rates, anus, males, all ages



Age standardized (World) incidence rates, anus, females, all ages

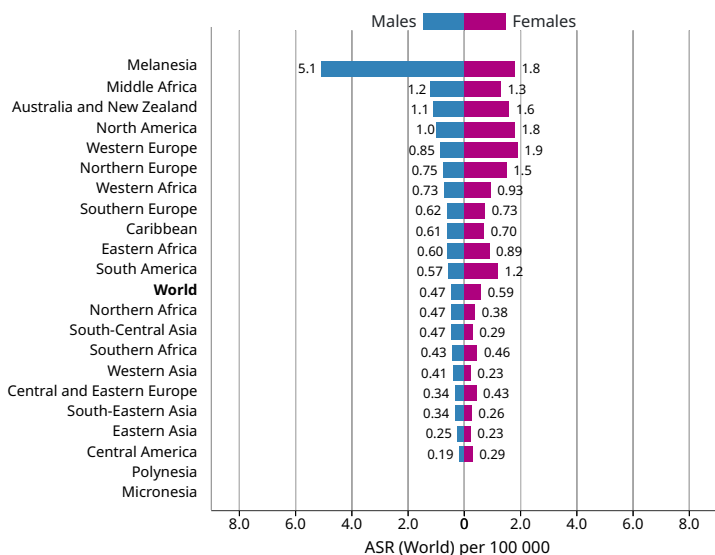


Data source: GLOBOCAN 2018  
 Graph production: IARC (<http://gco.iarc.fr/today>)  
 World Health Organization



© International Agency for Research on Cancer 2018

Age standardized (World) incidence rates, anus, by sex



Age standardized (World) incidence and mortality rates, anus

