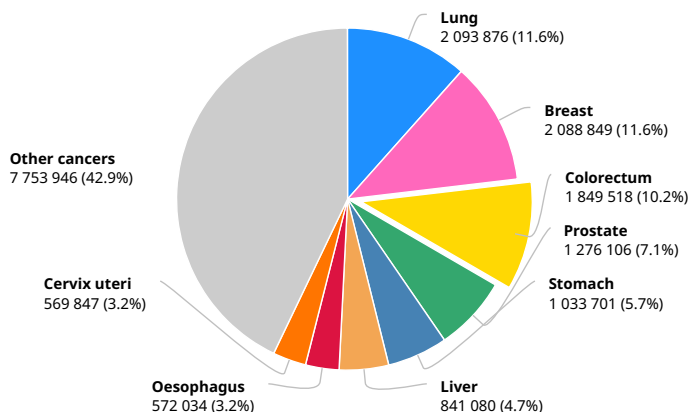


# Colorectal cancer

Source: Globocan 2018

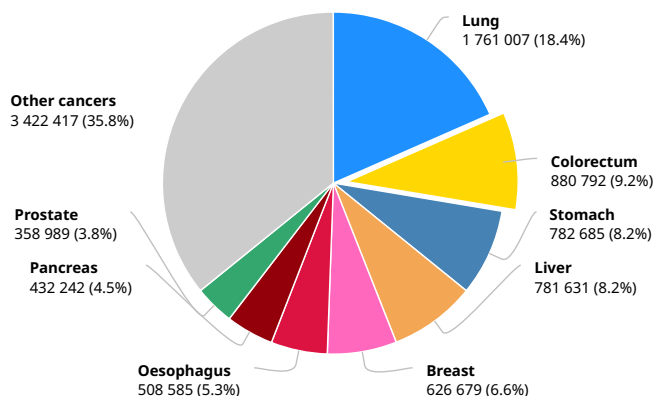


Number of new cases in 2018, both sexes, all ages



Total: 18 078 957 cases

Number of deaths in 2018, both sexes, all ages

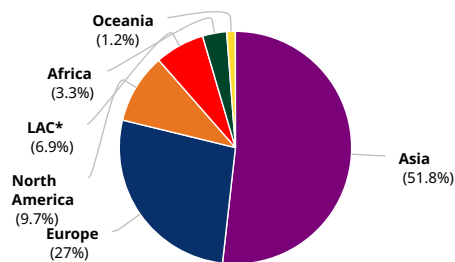


Total: 9 555 027 deaths

Cancer incidence and mortality statistics worldwide and by region

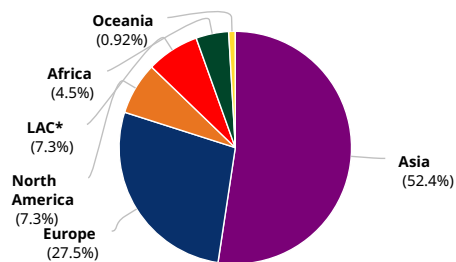
	Incidence						Mortality					
	Both sexes		Males		Females		Both sexes		Males		Females	
	New cases	Cum. risk 0-74 (%)	New cases	Cum. risk 0-74 (%)	New cases	Cum. risk 0-74 (%)	Deaths	Cum. risk 0-74 (%)	Deaths	Cum. risk 0-74 (%)	Deaths	Cum. risk 0-74 (%)
Eastern Africa	17 125	0.89	7 933	0.90	9 192	0.89	12 201	0.65	5 802	0.68	6 399	0.62
Middle Africa	6 010	0.84	2 895	0.83	3 115	0.85	4 562	0.64	2 232	0.64	2 330	0.64
Northern Africa	18 810	1.05	9 696	1.14	9 114	0.97	10 902	0.57	5 801	0.64	5 101	0.50
Southern Africa	7 167	1.52	3 637	1.92	3 530	1.24	3 801	0.74	1 979	0.98	1 822	0.57
Western Africa	12 734	0.74	6 489	0.79	6 245	0.70	8 568	0.52	4 440	0.56	4 128	0.49
Caribbean	10 886	2.03	5 016	2.06	5 870	2.01	6 259	0.99	2 898	1.04	3 361	0.95
Central America	19 520	1.26	9 959	1.41	9 561	1.13	9 614	0.58	4 910	0.66	4 704	0.52
South America	97 600	2.13	48 061	2.39	49 539	1.90	48 793	0.95	24 563	1.11	24 230	0.81
North America	179 771	2.96	93 898	3.38	85 873	2.58	64 121	0.87	33 752	1.05	30 369	0.71
Eastern Asia	736 573	3.06	426 342	3.73	310 231	2.40	325 128	1.11	183 346	1.38	141 782	0.84
South-Eastern Asia	95 223	1.66	53 542	2.06	41 681	1.31	52 475	0.86	29 384	1.08	23 091	0.67
South-Central Asia	88 033	0.57	53 534	0.71	34 499	0.43	63 401	0.41	39 852	0.53	23 549	0.29
Western Asia	38 067	1.88	21 490	2.24	16 577	1.55	20 418	0.94	11 240	1.12	9 178	0.77
Central and Eastern Europe	164 998	3.59	84 951	4.68	80 047	2.83	94 545	1.80	48 025	2.43	46 520	1.37
Western Europe	138 820	3.30	75 948	4.02	62 872	2.63	61 304	1.04	33 323	1.33	27 981	0.76
Southern Europe	119 949	3.76	69 446	4.84	50 503	2.78	53 975	1.21	30 991	1.62	22 984	0.84
Northern Europe	75 900	3.68	41 255	4.32	34 645	3.08	32 659	1.10	17 367	1.32	15 292	0.89
Australia and New Zealand	21 217	4.10	11 444	4.71	9 773	3.52	7 424	1.10	3 893	1.30	3 531	0.90
Melanesia	906	1.51	557	2.05	349	1.05	561	0.93	372	1.34	189	0.58
Polynesia	113	2.09	67	2.59	46	1.62	30	0.55	23	0.86	7	0.26
Micronesia	96	2.10	55	2.59	41	1.59	51	1.17	31	1.57	20	0.77
Low HDI	38 047	0.81	18 491	0.83	19 556	0.80	27 363	0.60	13 565	0.62	13 798	0.58
Medium HDI	174 011	0.82	101 633	1.01	72 378	0.64	111 853	0.51	66 429	0.64	45 424	0.38
High HDI	737 862	2.50	414 653	2.96	323 209	2.06	360 627	1.06	201 076	1.29	159 551	0.84
Very high HDI	898 751	3.56	490 997	4.38	407 754	2.82	380 563	1.16	202 947	1.47	177 616	0.89
World	1 849 518	2.27	1 026 215	2.75	823 303	1.83	880 792	0.92	484 224	1.14	396 568	0.72

Incidence, both sexes



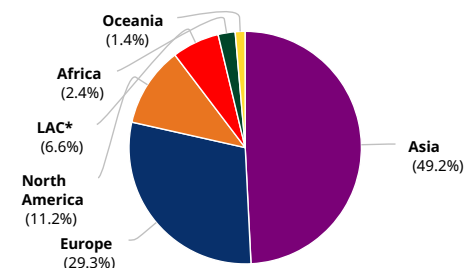
Population	Number
Asia	957 896
Europe	499 667
North America	179 771
*Latin America and the Caribbean	128 006
Africa	61 846
Oceania	22 332
Total	1 849 518

Mortality, both sexes



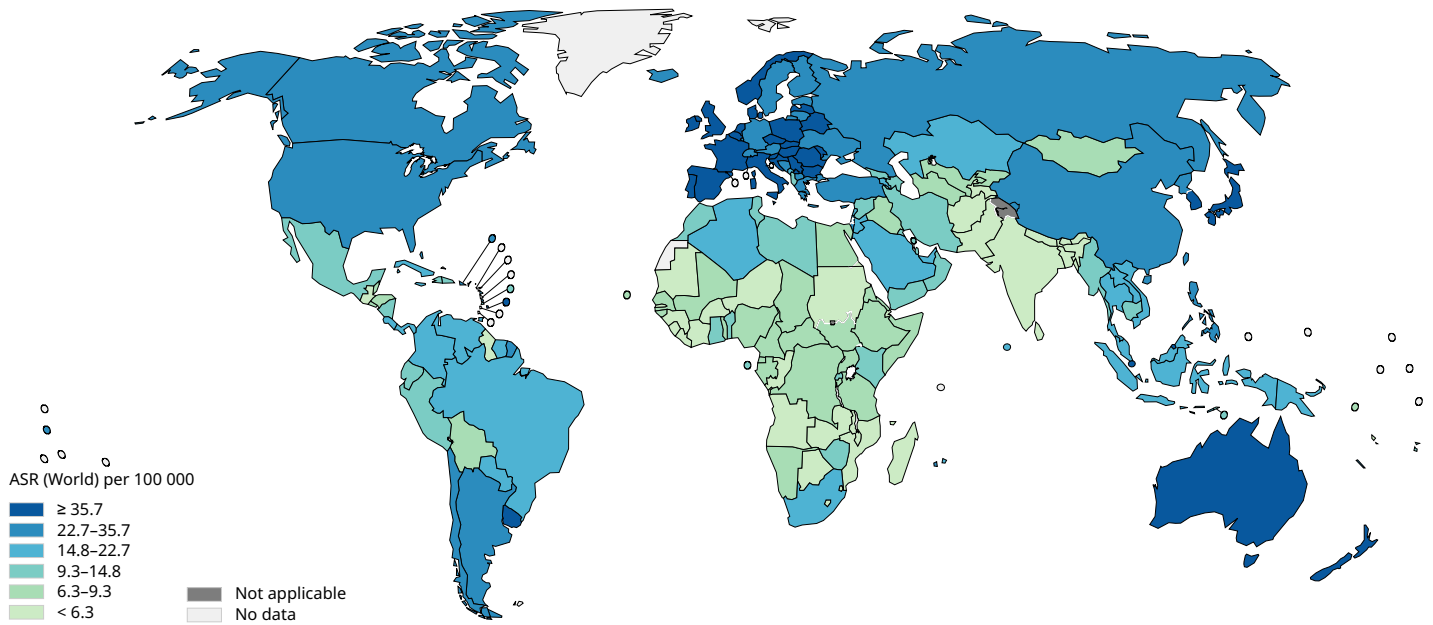
Population	Number
Asia	461 422
Europe	242 483
North America	64 121
*Latin America and the Caribbean	64 666
Africa	40 034
Oceania	8 066
Total	880 792

5-year prevalence, both sexes

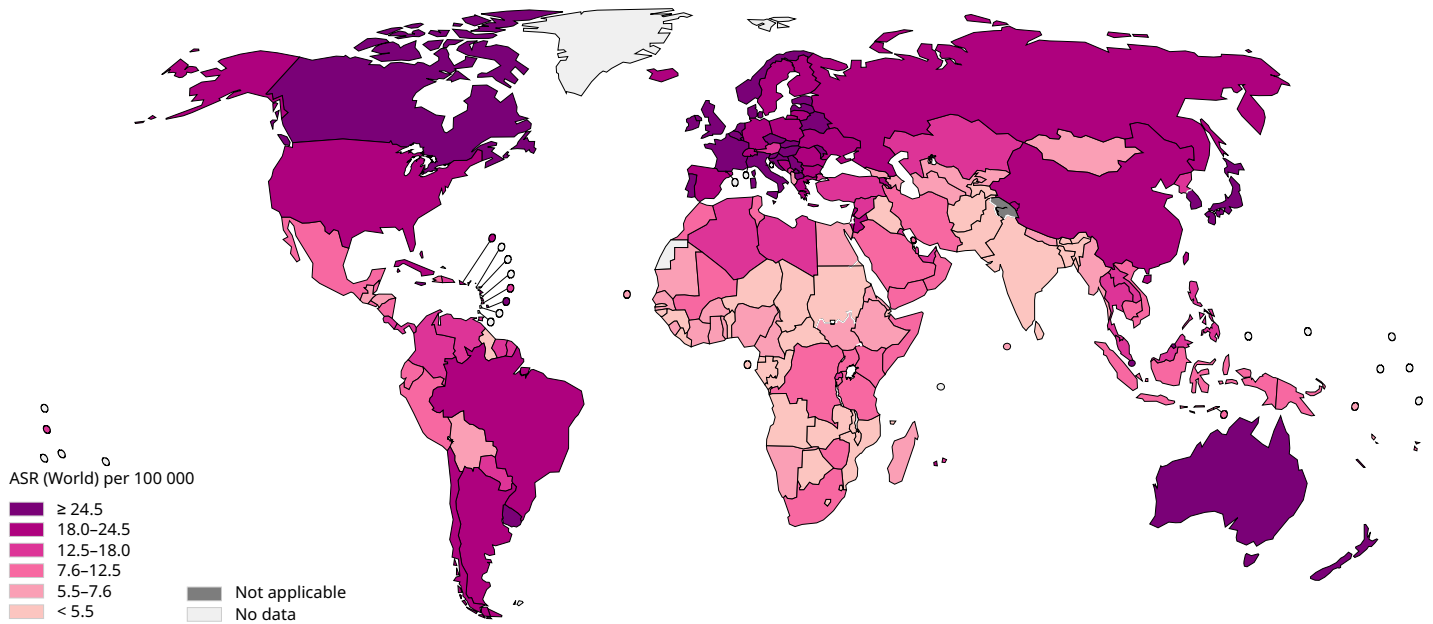


Population	Number
Asia	2 356 976
Europe	1 403 877
North America	534 049
*Latin America and the Caribbean	315 005
Africa	113 625
Oceania	66 103
Total	4 789 635

Age standardized (World) incidence rates, colorectal cancer, males, all ages



Age standardized (World) incidence rates, colorectal cancer, females, all ages

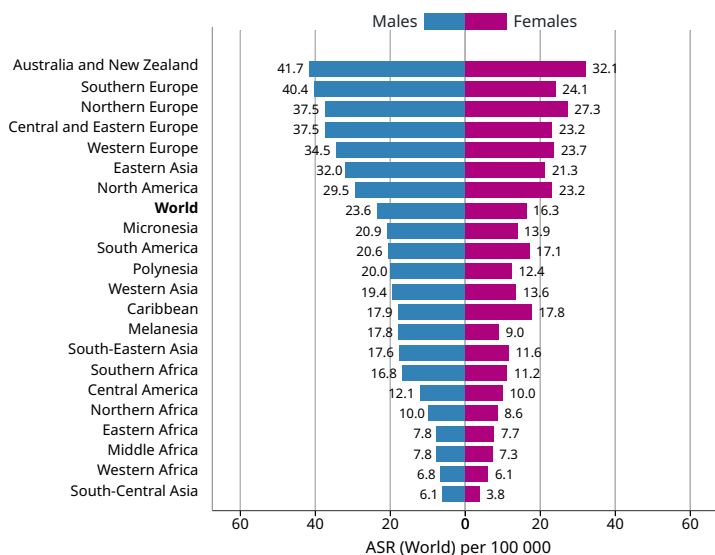


Data source: GLOBOCAN 2018  
 Graph production: IARC (<http://gco.iarc.fr/today>)  
 World Health Organization



© International Agency for Research on Cancer 2018

Age standardized (World) incidence rates, colorectal cancer, by sex



Age standardized (World) incidence and mortality rates, colorectal cancer

