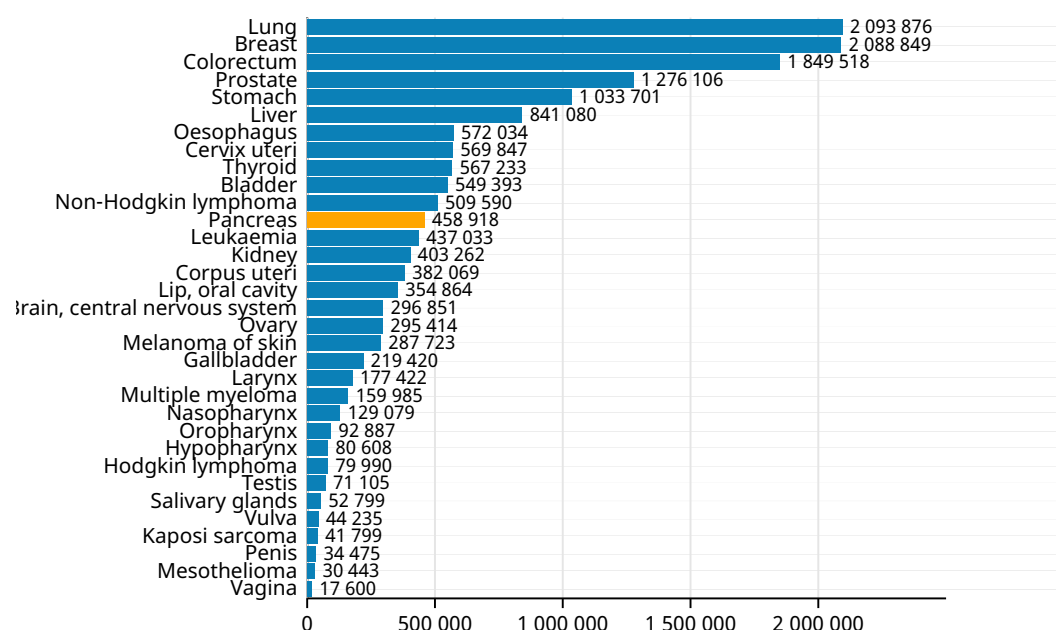


Pancreas

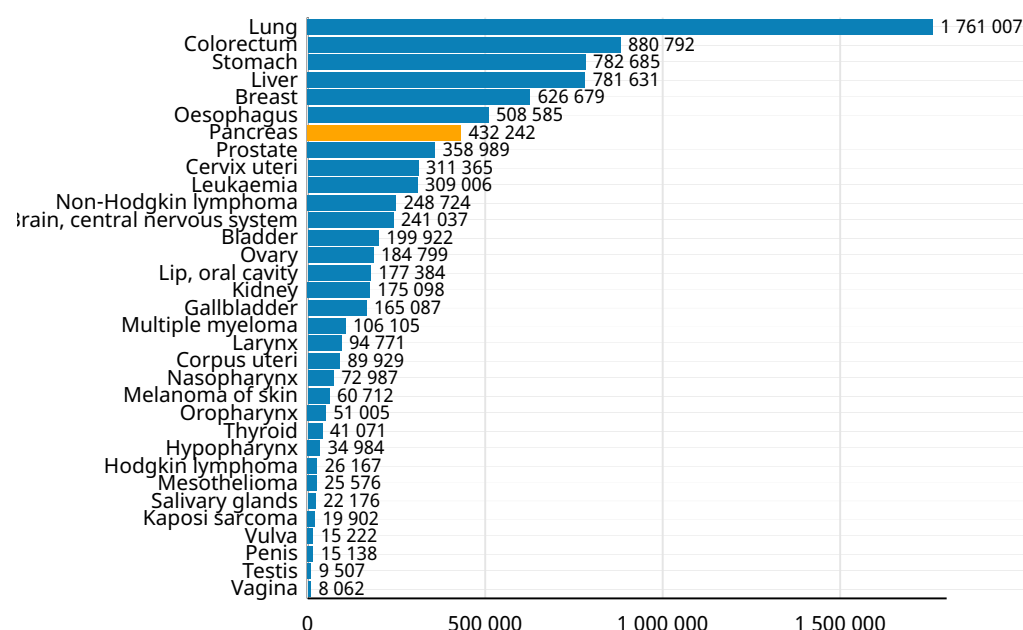
Source: Globocan 2018



Number of new cases in 2018, both sexes, all ages



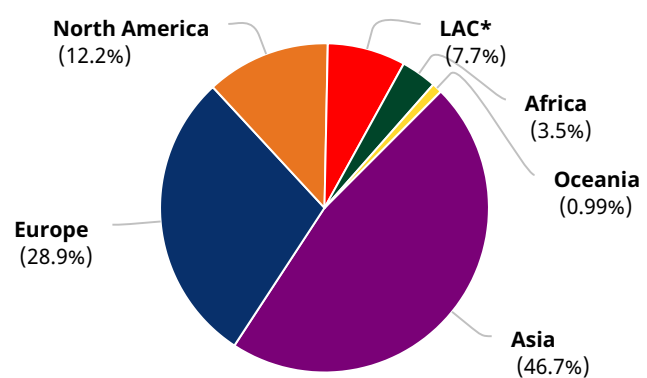
Number of deaths in 2018, both sexes, all ages



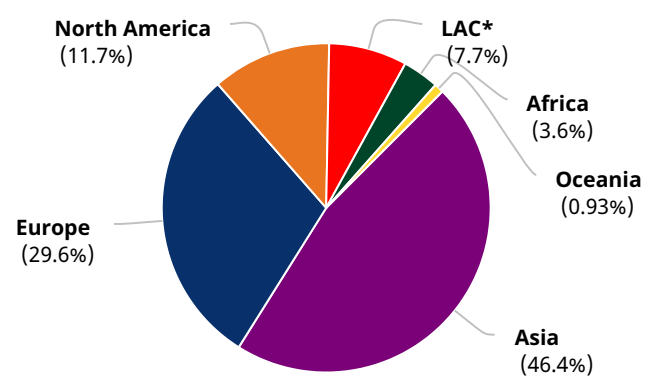
Cancer incidence and mortality statistics worldwide and by region

	Incidence						Mortality					
	Both sexes		Males		Females		Both sexes		Males		Females	
	New cases	Cum. risk 0-74 (%)	New cases	Cum. risk 0-74 (%)	New cases	Cum. risk 0-74 (%)	Deaths	Cum. risk 0-74 (%)	Deaths	Cum. risk 0-74 (%)	Deaths	Cum. risk 0-74 (%)
Eastern Africa	3 050	0.17	1 415	0.16	1 635	0.17	2 861	0.16	1 313	0.15	1 548	0.16
Middle Africa	1 682	0.26	963	0.32	719	0.21	1 638	0.26	933	0.32	705	0.21
Northern Africa	5 505	0.33	3 331	0.42	2 174	0.24	5 276	0.32	3 264	0.41	2 012	0.22
Southern Africa	2 104	0.44	1 065	0.56	1 039	0.35	2 079	0.44	1 049	0.56	1 030	0.35
Western Africa	3 718	0.26	1 982	0.29	1 736	0.23	3 604	0.25	1 879	0.28	1 725	0.23
Caribbean	2 559	0.48	1 299	0.54	1 260	0.42	2 456	0.45	1 269	0.52	1 187	0.39
Central America	6 344	0.42	2 982	0.42	3 362	0.41	5 935	0.39	2 823	0.39	3 112	0.38
South America	26 367	0.55	12 705	0.63	13 662	0.49	24 920	0.52	12 157	0.60	12 763	0.45
North America	56 002	0.90	29 278	1.05	26 724	0.76	50 745	0.75	26 288	0.89	24 457	0.63
Eastern Asia	170 479	0.67	94 353	0.82	76 126	0.51	157 946	0.60	85 137	0.71	72 809	0.48
South-Eastern Asia	14 116	0.25	8 014	0.31	6 102	0.19	13 613	0.24	7 746	0.30	5 867	0.19
South-Central Asia	18 795	0.12	9 881	0.13	8 914	0.12	18 106	0.12	9 638	0.13	8 468	0.12
Western Asia	11 109	0.57	6 291	0.70	4 818	0.46	11 016	0.57	6 237	0.70	4 779	0.45
Central and Eastern Europe	43 302	0.93	22 052	1.23	21 250	0.70	42 650	0.90	21 717	1.22	20 933	0.67
Western Europe	41 679	1.00	21 019	1.15	20 660	0.85	40 766	0.88	20 780	1.05	19 986	0.71
Southern Europe	29 284	0.85	14 920	1.03	14 364	0.68	27 495	0.74	13 992	0.92	13 503	0.58
Northern Europe	18 294	0.86	9 215	0.98	9 079	0.75	17 134	0.76	8 527	0.87	8 607	0.66
Australia and New Zealand	4 298	0.78	2 134	0.85	2 164	0.72	3 791	0.66	2 032	0.79	1 759	0.54
Melanesia	168	0.27	95	0.35	73	0.20	158	0.27	94	0.36	64	0.19
Polynesia	34	0.62	21	0.81	13	0.43	26	0.43	19	0.64	7	0.23
Micronesia	29	0.63	18	0.75	11	0.52	27	0.53	16	0.53	11	0.52
Low HDI	8 666	0.21	4 542	0.24	4 124	0.19	8 321	0.21	4 313	0.23	4 008	0.18
Medium HDI	35 710	0.17	19 250	0.19	16 460	0.15	34 547	0.17	18 714	0.19	15 833	0.15
High HDI	171 548	0.57	95 583	0.69	75 965	0.45	162 903	0.53	89 076	0.63	73 827	0.44
Very high HDI	242 788	0.91	123 548	1.09	119 240	0.75	226 272	0.80	114 700	0.97	111 572	0.64
World	458 918	0.55	243 033	0.65	215 885	0.45	432 242	0.50	226 910	0.59	205 332	0.41

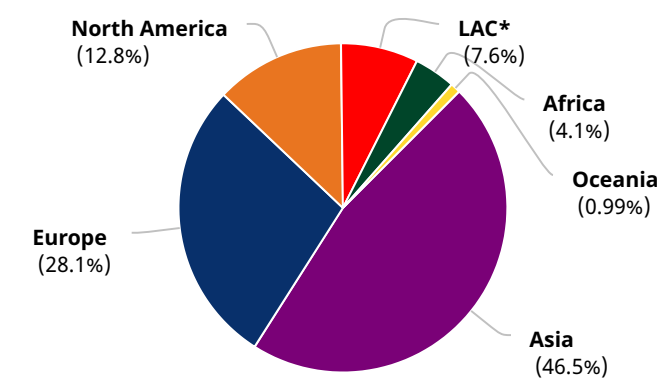
Incidence, both sexes



Mortality, both sexes



5-year prevalence, both sexes

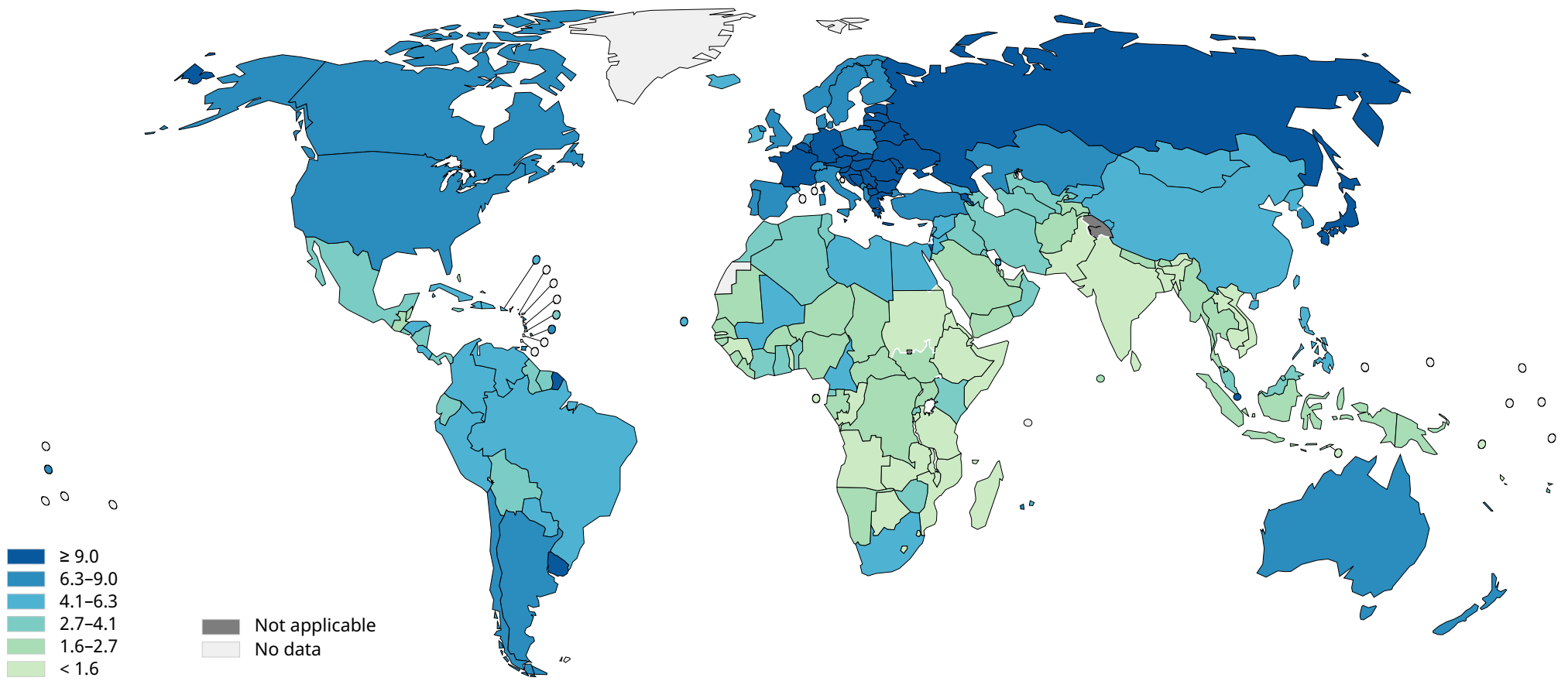


Region	Population	Number
Asia	214 499	
Europe	132 559	
North America	56 002	
*Latin America and the Caribbean	35 270	
Africa	16 059	
Oceania	4 529	
Total	458 918	

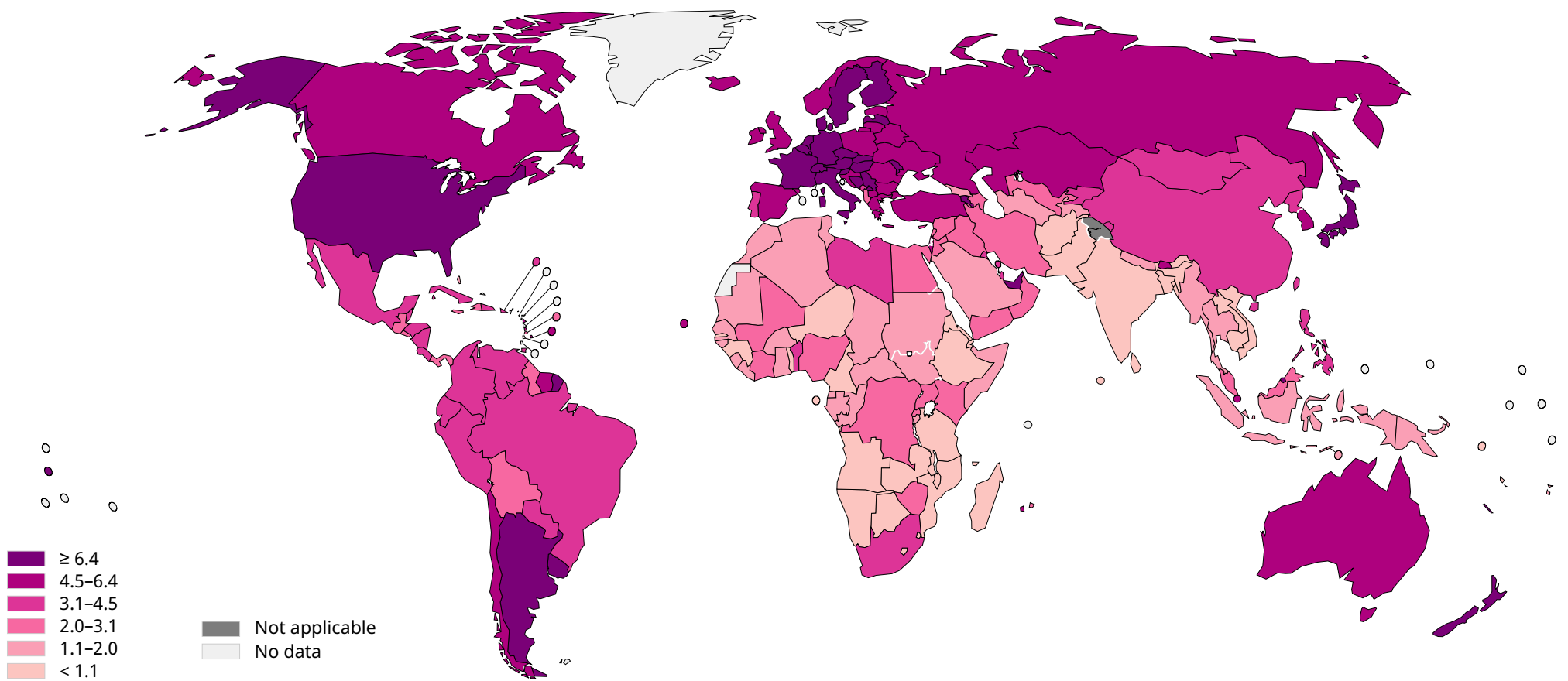
Region	Population	Number
Asia	200 681	
Europe	128 045	
North America	50 745	
*Latin America and the Caribbean	33 311	
Africa	15 458	
Oceania	4 002	
Total	432 242	

Region	Population	Number
Asia	131 460	
Europe	79 268	
North America	36 030	
*Latin America and the Caribbean	21 542	
Africa	11 484	
Oceania	2 790	
Total	282 574	

Age standardized (World) incidence rates, pancreas, males, all ages



Age standardized (World) incidence rates, pancreas, females, all ages

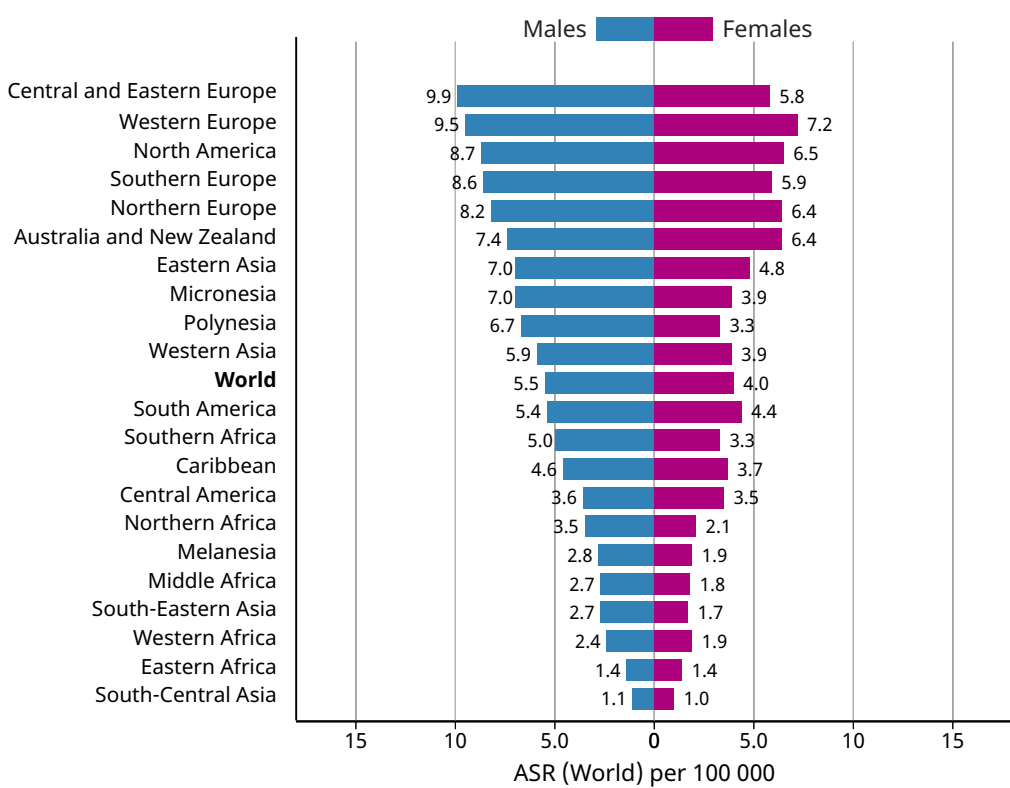


Data source: GLOBOCAN 2018
Graph production: IARC (<https://gco.iarc.fr/today>)
World Health Organization



© International Agency for Research on Cancer 2018

Age standardized (World) incidence rates, pancreas, by sex



Age standardized (World) incidence and mortality rates, pancreas

