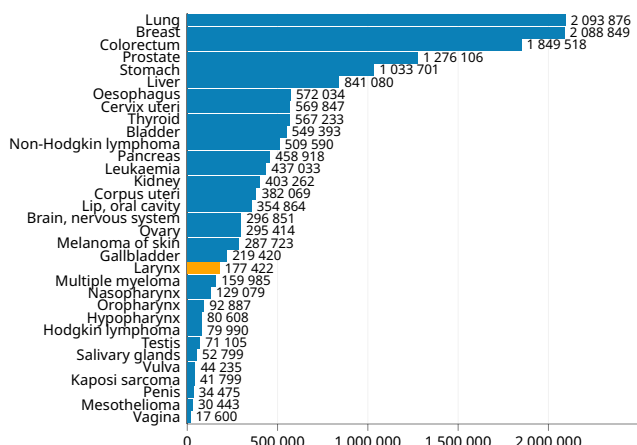


# Larynx

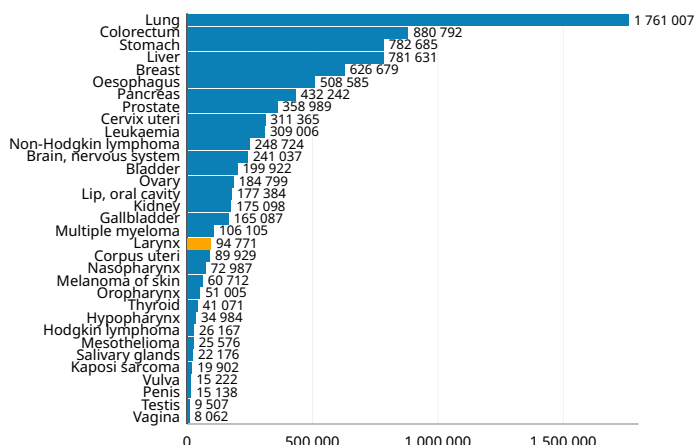
Source: Globocan 2018



Number of new cases in 2018, both sexes, all ages



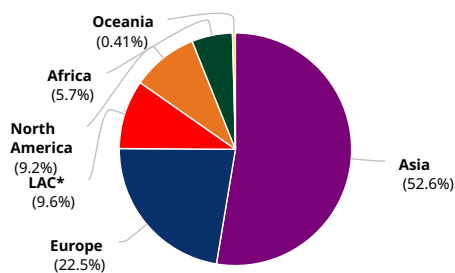
Number of deaths in 2018, both sexes, all ages



Cancer incidence and mortality statistics worldwide and by region

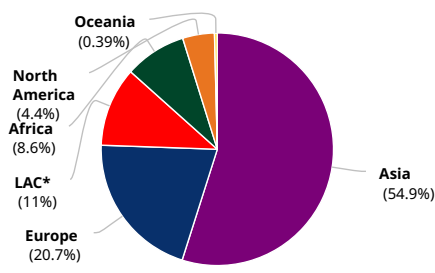
	Incidence						Mortality					
	Both sexes		Males		Females		Both sexes		Males		Females	
	New cases	Cum. risk 0-74 (%)	New cases	Cum. risk 0-74 (%)	New cases	Cum. risk 0-74 (%)	Deaths	Cum. risk 0-74 (%)	Deaths	Cum. risk 0-74 (%)	Deaths	Cum. risk 0-74 (%)
Eastern Africa	2 323	0.14	1 751	0.23	572	0.07	1 841	0.11	1 403	0.19	438	0.05
Middle Africa	684	0.11	549	0.20	135	0.04	566	0.10	466	0.17	100	0.03
Northern Africa	3 810	0.24	3 462	0.45	348	0.04	3 488	0.22	3 181	0.42	307	0.04
Southern Africa	1 092	0.25	870	0.48	222	0.08	616	0.14	496	0.28	120	0.04
Western Africa	2 149	0.14	1 758	0.23	391	0.05	1 625	0.11	1 335	0.19	290	0.04
Caribbean	2 678	0.58	2 344	1.08	334	0.12	1 475	0.29	1 294	0.55	181	0.06
Central America	1 969	0.14	1 634	0.25	335	0.04	1 194	0.08	1 030	0.14	164	0.02
South America	12 397	0.30	10 332	0.56	2 065	0.09	7 796	0.19	6 736	0.35	1 060	0.04
North America	16 352	0.32	13 193	0.54	3 159	0.12	4 191	0.07	3 400	0.12	791	0.02
Eastern Asia	34 409	0.16	30 931	0.29	3 478	0.03	17 630	0.07	15 012	0.13	2 618	0.02
South-Eastern Asia	9 928	0.18	8 957	0.35	971	0.03	5 211	0.09	4 566	0.17	645	0.02
South-Central Asia	42 439	0.30	37 396	0.54	5 043	0.07	25 507	0.19	21 709	0.33	3 798	0.05
Western Asia	6 597	0.35	5 944	0.66	653	0.06	3 687	0.20	3 227	0.36	460	0.04
Central and Eastern Europe	18 028	0.46	16 548	0.99	1 480	0.06	10 231	0.26	9 483	0.56	748	0.03
Western Europe	8 923	0.29	7 459	0.49	1 464	0.10	3 456	0.10	2 960	0.17	496	0.03
Southern Europe	9 208	0.37	8 158	0.69	1 050	0.08	4 443	0.14	3 991	0.28	452	0.03
Northern Europe	3 716	0.23	3 080	0.40	636	0.08	1 447	0.08	1 195	0.13	252	0.02
Australia and New Zealand	568	0.13	495	0.24	73	0.03	287	0.06	254	0.10	33	0.01
Melanesia	137	0.23	102	0.40	35	0.08	70	0.14	61	0.28	9	0.02
Polynesia	10	0.17	9	0.34	1	0	10	0.10	7	0.22	3	0
Micronesia	5	0.20	5	0.40	0	0	0	0	0	0	0	0
Low HDI	5 736	0.14	4 605	0.23	1 131	0.05	4 441	0.11	3 583	0.19	858	0.04
Medium HDI	52 794	0.27	46 634	0.49	6 160	0.06	31 938	0.17	27 427	0.30	4 511	0.04
High HDI	59 227	0.22	52 285	0.39	6 942	0.05	34 571	0.12	29 908	0.21	4 663	0.03
Very high HDI	59 562	0.30	51 358	0.54	8 204	0.08	23 772	0.11	20 845	0.20	2 927	0.02
World	177 422	0.25	154 977	0.45	22 445	0.06	94 771	0.13	81 806	0.23	12 965	0.03

Incidence, both sexes



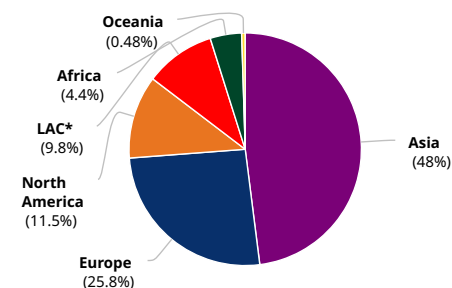
Population	Number
Asia	93 373
Europe	39 875
*Latin America and the Caribbean	17 044
North America	16 352
Africa	10 058
Oceania	720
Total	177 422

Mortality, both sexes



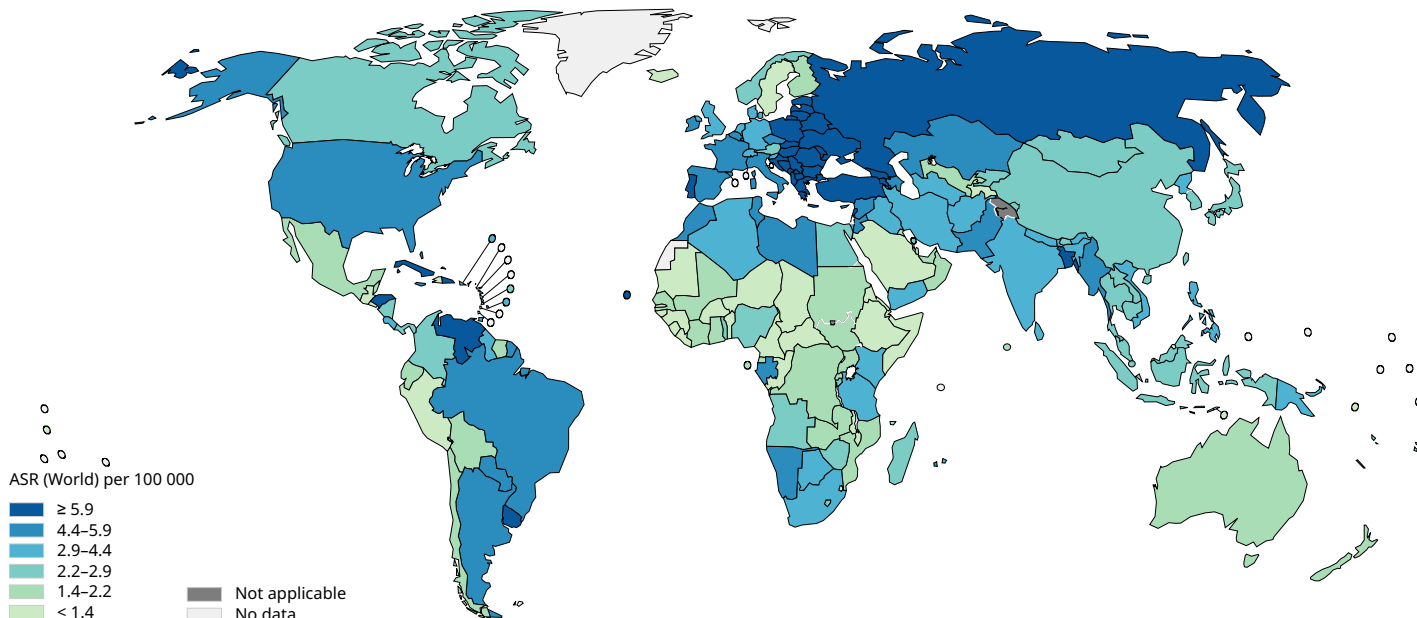
Population	Number
Asia	52 035
Europe	19 577
*Latin America and the Caribbean	10 465
Africa	8 136
North America	4 191
Oceania	367
Total	94 771

5-year prevalence, both sexes

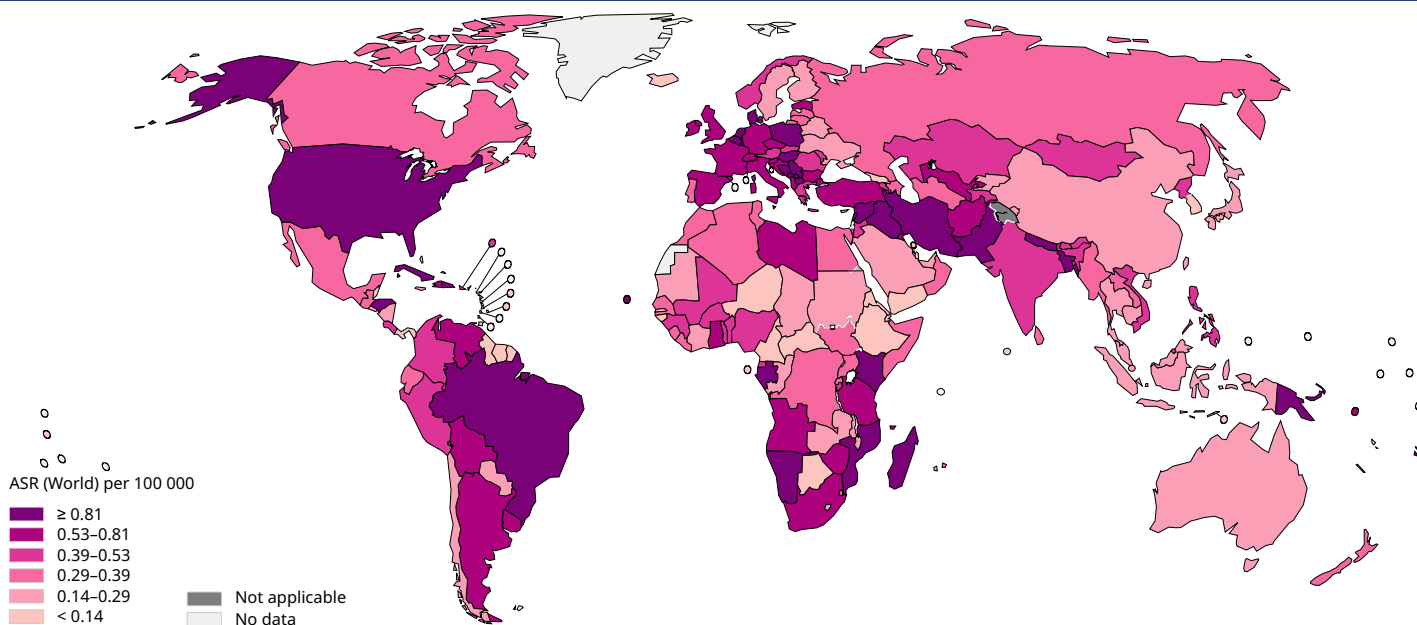


Population	Number
Asia	234 687
Europe	126 143
North America	56 456
*Latin America and the Caribbean	47 887
Africa	21 380
Oceania	2 347
Total	488 900

### Age standardized (World) incidence rates, larynx, males, all ages



### Age standardized (World) incidence rates, larynx, females, all ages

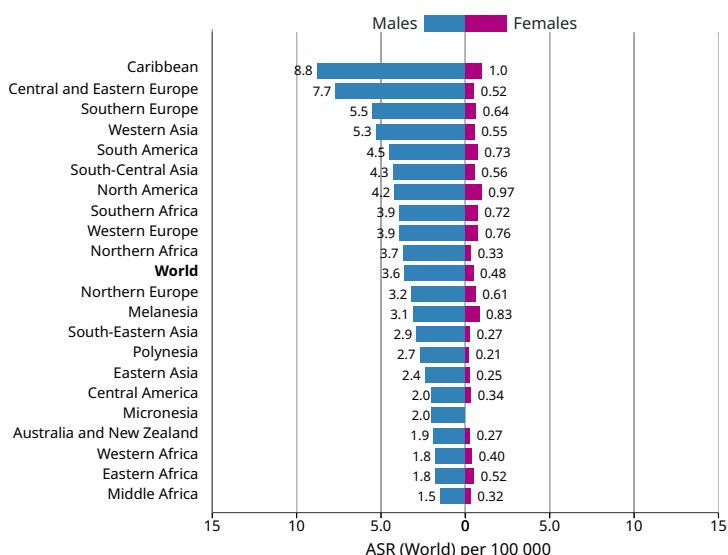


Data source: GLOBOCAN 2018  
 Graph production: IARC (<http://gco.iarc.fr/today>)  
 World Health Organization



© International Agency for Research on Cancer 2018

### Age standardized (World) incidence rates, larynx, by sex



### Age standardized (World) incidence and mortality rates, larynx

