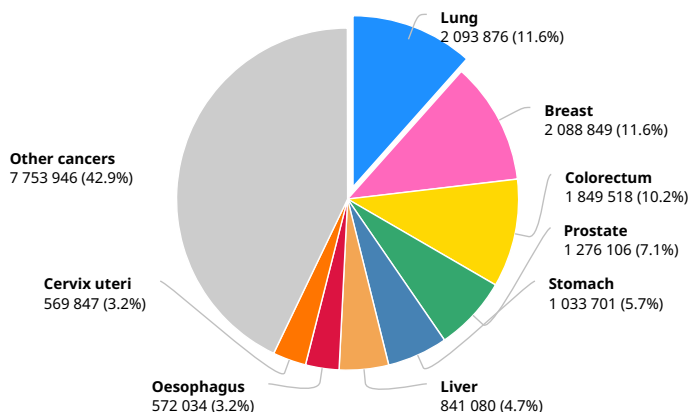


# Lung

Source: Globocan 2018

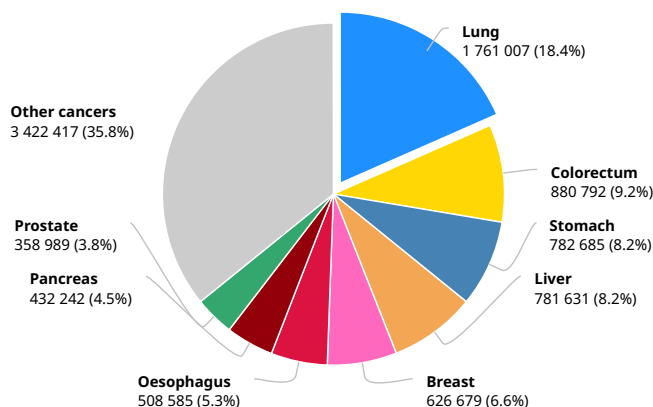


Number of new cases in 2018, both sexes, all ages



Total: 18 078 957 cases

Number of deaths in 2018, both sexes, all ages

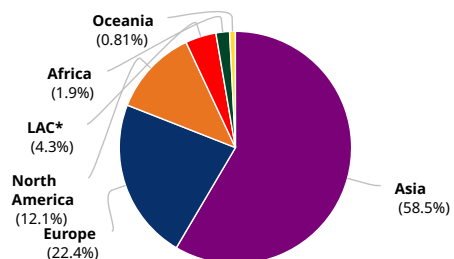


Total: 9 555 027 deaths

## Cancer incidence and mortality statistics worldwide and by region

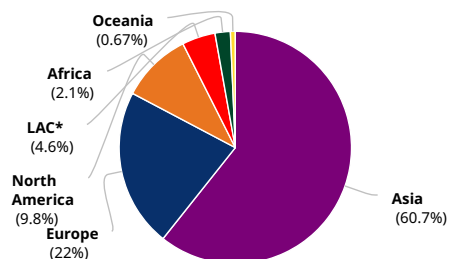
	Incidence						Mortality					
	Both sexes		Males		Females		Both sexes		Males		Females	
	New cases	Cum. risk 0-74 (%)	New cases	Cum. risk 0-74 (%)	New cases	Cum. risk 0-74 (%)	Deaths	Cum. risk 0-74 (%)	Deaths	Cum. risk 0-74 (%)	Deaths	Cum. risk 0-74 (%)
Eastern Africa	5 891	0.32	3 296	0.40	2 595	0.26	5 733	0.32	3 230	0.40	2 503	0.26
Middle Africa	2 260	0.33	1 285	0.41	975	0.26	2 151	0.32	1 240	0.40	911	0.26
Northern Africa	19 537	1.23	16 008	2.10	3 529	0.40	18 838	1.17	15 655	2.02	3 183	0.36
Southern Africa	8 416	1.89	5 634	3.04	2 782	1.03	7 945	1.80	5 348	2.92	2 597	0.96
Western Africa	3 249	0.19	2 087	0.26	1 162	0.13	3 081	0.19	2 058	0.26	1 023	0.12
Caribbean	11 006	2.29	6 540	2.89	4 466	1.75	9 475	1.90	5 866	2.49	3 609	1.36
Central America	10 262	0.68	5 962	0.86	4 300	0.53	8 987	0.58	5 368	0.74	3 619	0.43
South America	68 504	1.57	39 255	1.99	29 249	1.22	62 922	1.44	36 824	1.86	26 098	1.08
North America	252 746	4.27	133 950	4.76	118 796	3.82	173 278	2.64	91 957	3.02	81 321	2.29
Eastern Asia	950 015	4.10	633 284	5.61	316 731	2.60	815 635	3.36	557 985	4.74	257 650	1.99
South-Eastern Asia	113 182	2.03	78 453	3.07	34 729	1.11	100 731	1.84	70 504	2.82	30 227	0.98
South-Central Asia	111 042	0.77	80 415	1.14	30 627	0.40	103 862	0.72	74 991	1.06	28 871	0.38
Western Asia	50 790	2.77	41 309	4.72	9 481	0.91	48 634	2.69	39 773	4.64	8 861	0.85
Central and Eastern Europe	149 083	3.54	109 928	6.29	39 155	1.52	131 359	3.08	99 266	5.67	32 093	1.20
Western Europe	145 656	4.25	90 239	5.35	55 417	3.22	114 236	3.04	74 003	4.04	40 233	2.11
Southern Europe	100 929	3.55	72 411	5.33	28 518	1.92	86 633	2.80	63 933	4.36	22 700	1.39
Northern Europe	74 371	3.67	39 265	4.03	35 106	3.34	55 685	2.52	30 114	2.88	25 571	2.18
Australia and New Zealand	15 584	3.11	8 345	3.27	7 239	2.96	10 573	2.01	6 026	2.30	4 547	1.73
Melanesia	886	1.57	549	2.16	337	1.05	848	1.51	532	2.09	316	0.99
Polynesia	262	5.01	173	6.84	89	3.24	208	4.03	144	5.57	64	2.54
Micronesia	205	4.49	136	6.22	69	2.78	193	4.18	130	5.98	63	2.40
Low HDI	15 006	0.34	9 024	0.45	5 982	0.25	14 526	0.34	8 854	0.45	5 672	0.25
Medium HDI	218 954	1.10	154 539	1.62	64 415	0.60	201 673	1.01	142 855	1.50	58 818	0.54
High HDI	974 629	3.45	659 344	4.86	315 285	2.11	872 386	3.01	601 774	4.35	270 612	1.74
Very high HDI	884 313	3.73	545 020	4.92	339 293	2.66	671 628	2.60	430 958	3.62	240 670	1.68
World	2 093 876	2.75	1 368 524	3.80	725 352	1.77	1 761 007	2.22	1 184 947	3.19	576 060	1.32

Incidence, both sexes



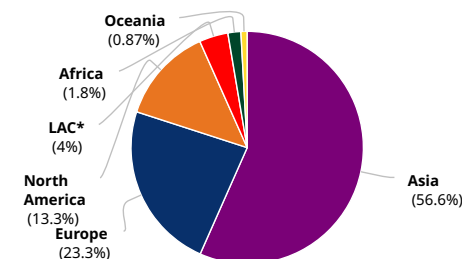
Population	Number
Asia	1 225 029
Europe	470 039
North America	252 746
*Latin America and the Caribbean	89 772
Africa	39 353
Oceania	16 937
Total	2 093 876

Mortality, both sexes



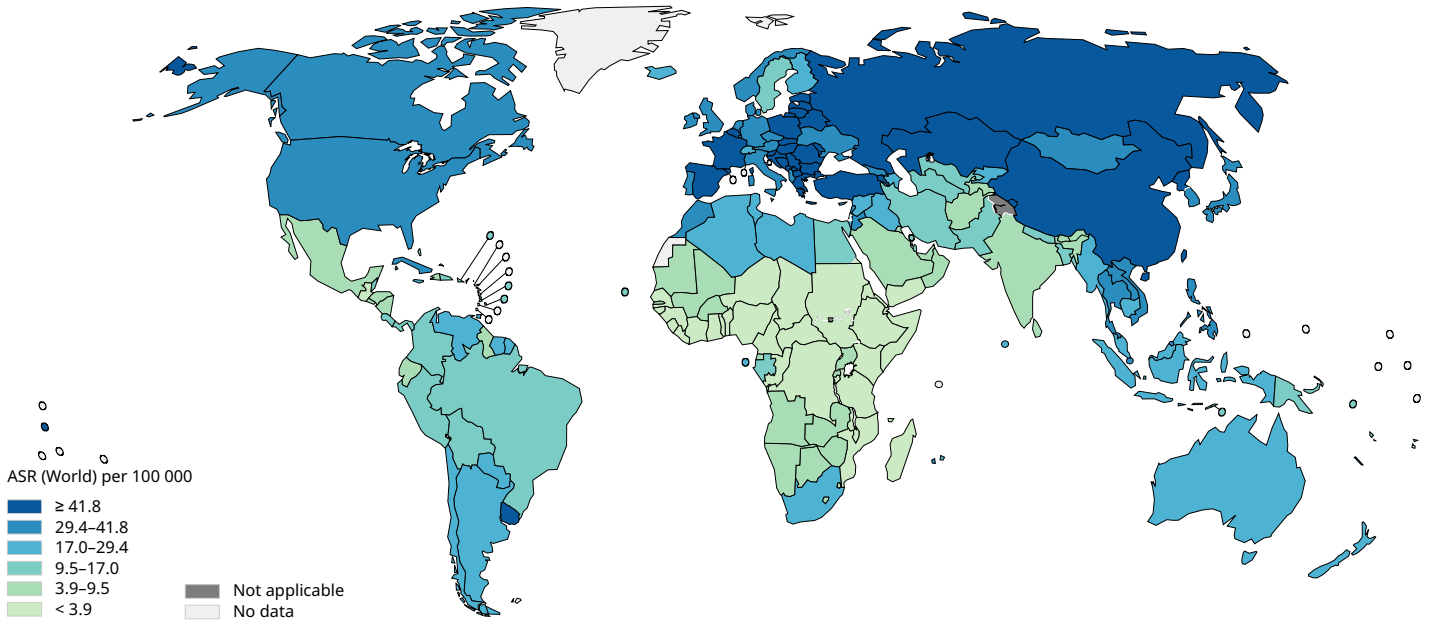
Population	Number
Asia	1 068 862
Europe	387 913
North America	173 278
*Latin America and the Caribbean	81 384
Africa	37 748
Oceania	11 822
Total	1 761 007

5-year prevalence, both sexes

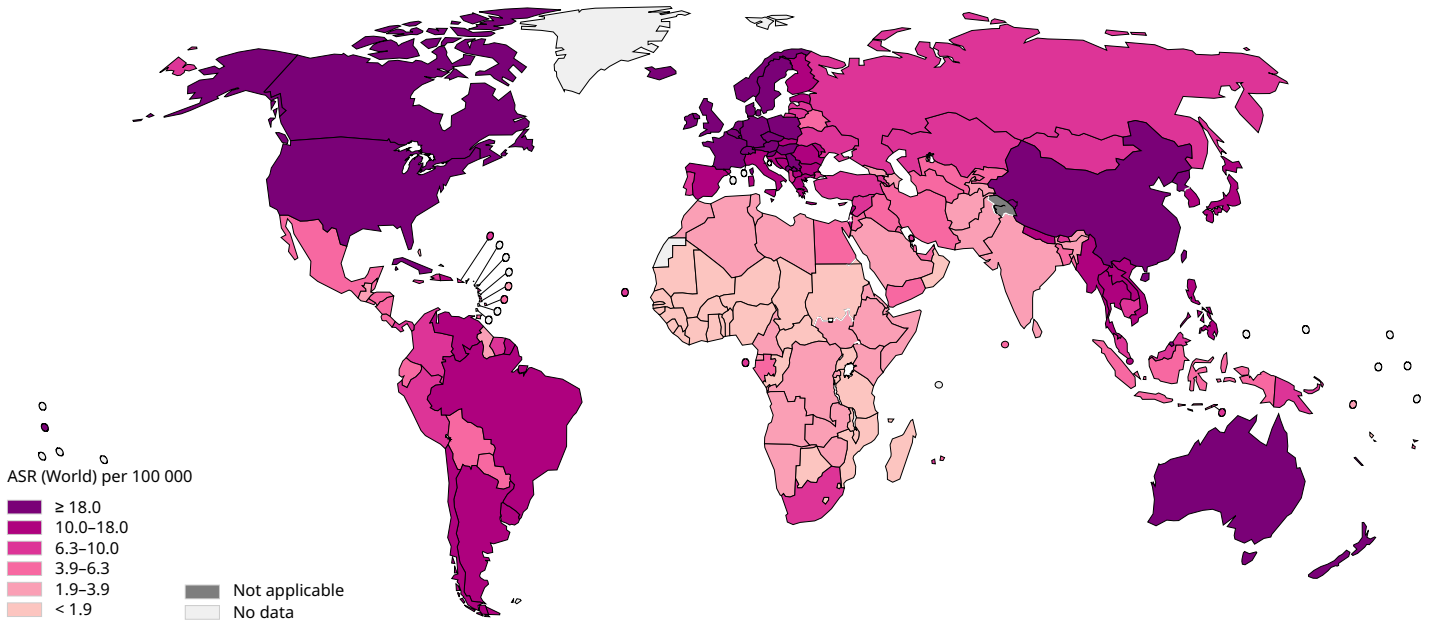


Population	Number
Asia	1 206 528
Europe	497 283
North America	283 985
*Latin America and the Caribbean	85 456
Africa	38 144
Oceania	18 568
Total	2 129 964

Age standardized (World) incidence rates, lung, males, all ages



Age standardized (World) incidence rates, lung, females, all ages

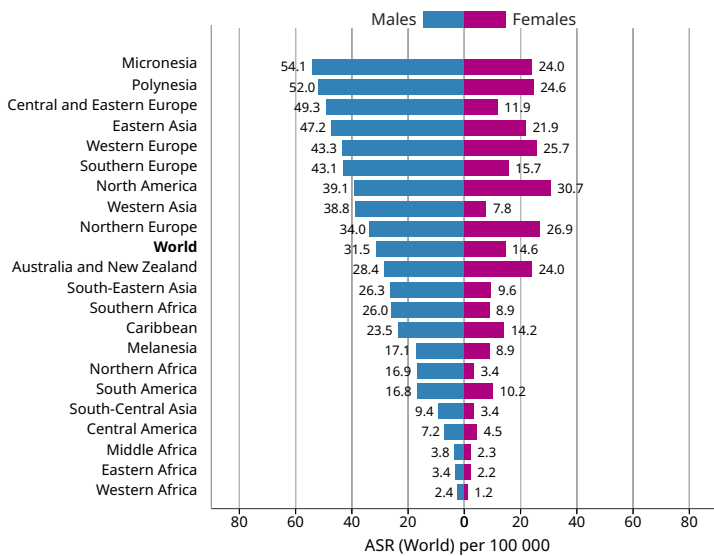


Data source: GLOBOCAN 2018  
 Graph production: IARC (<http://gco.iarc.fr/today>)  
 World Health Organization



© International Agency for Research on Cancer 2018

Age standardized (World) incidence rates, lung, by sex



Age standardized (World) incidence and mortality rates, lung

