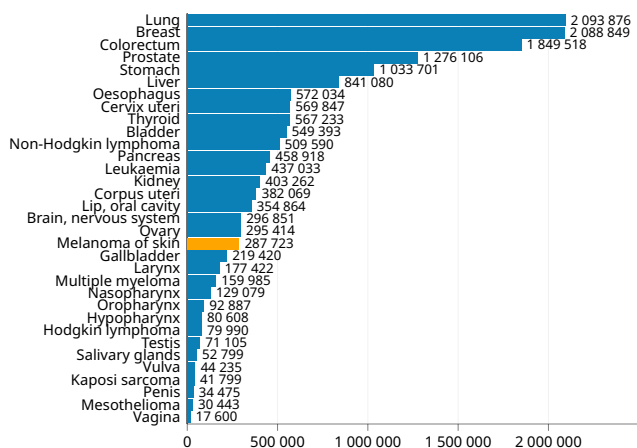


Melanoma of skin

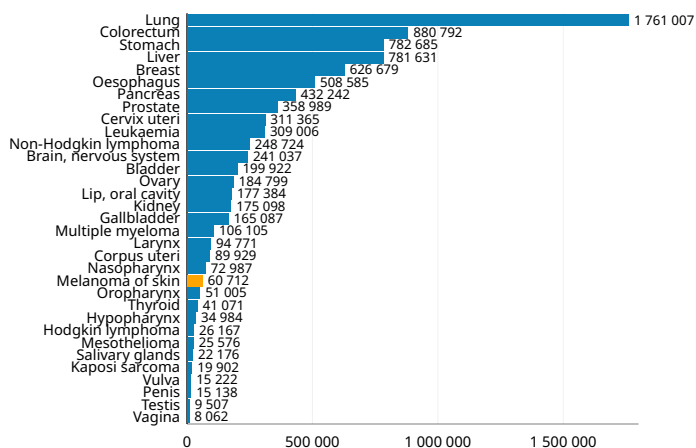
Source: Globocan 2018



Number of new cases in 2018, both sexes, all ages



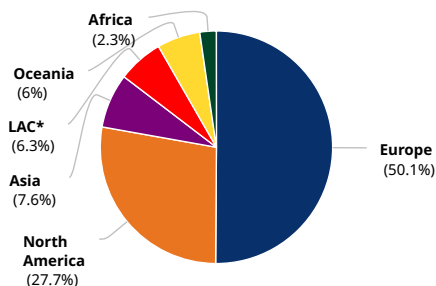
Number of deaths in 2018, both sexes, all ages



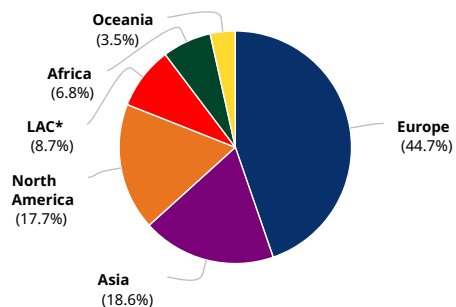
Cancer incidence and mortality statistics worldwide and by region

	Incidence						Mortality					
	Both sexes		Males		Females		Both sexes		Males		Females	
	New cases	Cum. risk 0-74 (%)	New cases	Cum. risk 0-74 (%)	New cases	Cum. risk 0-74 (%)	Deaths	Cum. risk 0-74 (%)	Deaths	Cum. risk 0-74 (%)	Deaths	Cum. risk 0-74 (%)
Eastern Africa	2 244	0.12	956	0.10	1 288	0.13	1 495	0.08	625	0.07	870	0.09
Middle Africa	1 037	0.15	475	0.16	562	0.14	757	0.11	351	0.13	406	0.10
Northern Africa	979	0.05	473	0.05	506	0.05	532	0.03	285	0.03	247	0.02
Southern Africa	1 234	0.22	635	0.28	599	0.18	574	0.11	303	0.14	271	0.08
Western Africa	1 135	0.07	426	0.05	709	0.09	785	0.05	300	0.04	485	0.07
Caribbean	549	0.10	305	0.12	244	0.09	162	0.03	98	0.03	64	0.02
Central America	3 490	0.19	1 562	0.19	1 928	0.19	870	0.05	480	0.06	390	0.04
South America	14 173	0.29	6 899	0.32	7 274	0.27	4 255	0.08	2 440	0.11	1 815	0.06
North America	79 644	1.40	46 635	1.67	33 009	1.18	10 733	0.15	7 053	0.21	3 680	0.10
Eastern Asia	10 228	0.04	5 346	0.05	4 882	0.04	5 050	0.02	2 765	0.02	2 285	0.02
South-Eastern Asia	2 827	0.05	1 499	0.06	1 328	0.05	1 633	0.03	927	0.04	706	0.02
South-Central Asia	5 359	0.03	2 465	0.03	2 894	0.04	3 361	0.02	1 842	0.02	1 519	0.02
Western Asia	3 369	0.15	1 745	0.17	1 624	0.14	1 247	0.05	718	0.07	529	0.04
Central and Eastern Europe	26 220	0.59	11 546	0.63	14 674	0.57	9 180	0.19	4 622	0.24	4 558	0.15
Western Europe	62 821	1.97	31 719	1.99	31 102	1.96	8 054	0.18	4 750	0.23	3 304	0.14
Southern Europe	23 831	0.94	12 229	1.01	11 602	0.88	5 194	0.16	3 059	0.21	2 135	0.12
Northern Europe	31 337	1.82	15 674	1.83	15 663	1.83	4 719	0.21	2 812	0.27	1 907	0.15
Australia and New Zealand	16 978	3.72	9 988	4.41	6 990	3.05	2 062	0.36	1 372	0.50	690	0.23
Melanesia	242	0.34	109	0.29	133	0.38	47	0.06	27	0.06	20	0.06
Polynesia	26	0.46	12	0.43	14	0.48	2	0.03	2	0.07	0	0
Micronesia	0	0	0	0	0	0	0	0	0	0	0	0
Low HDI	4 448	0.10	1 957	0.09	2 491	0.10	2 970	0.07	1 302	0.06	1 668	0.07
Medium HDI	9 704	0.04	4 568	0.04	5 136	0.04	5 674	0.03	3 028	0.03	2 646	0.02
High HDI	33 672	0.11	16 434	0.11	17 238	0.10	12 313	0.04	6 943	0.04	5 370	0.03
Very high HDI	239 719	1.09	127 645	1.20	112 074	1.00	39 743	0.15	23 551	0.19	16 192	0.11
World	287 723	0.35	150 698	0.39	137 025	0.31	60 712	0.07	34 831	0.08	25 881	0.05

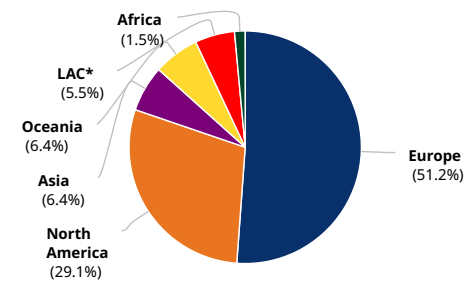
Incidence, both sexes



Mortality, both sexes



5-year prevalence, both sexes

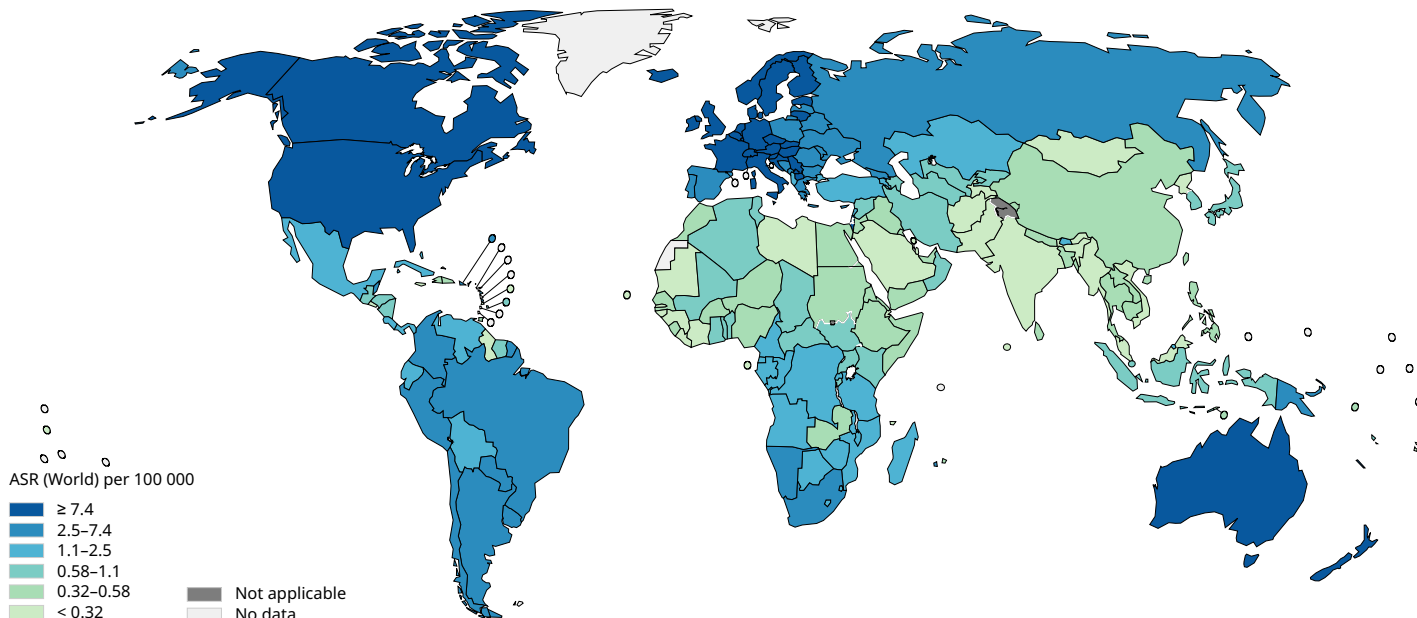


Region	Population	Number
Europe	144 209	
North America	79 644	
Asia	21 783	
*Latin America and the Caribbean	18 212	
Oceania	17 246	
Africa	6 629	
Total	287 723	

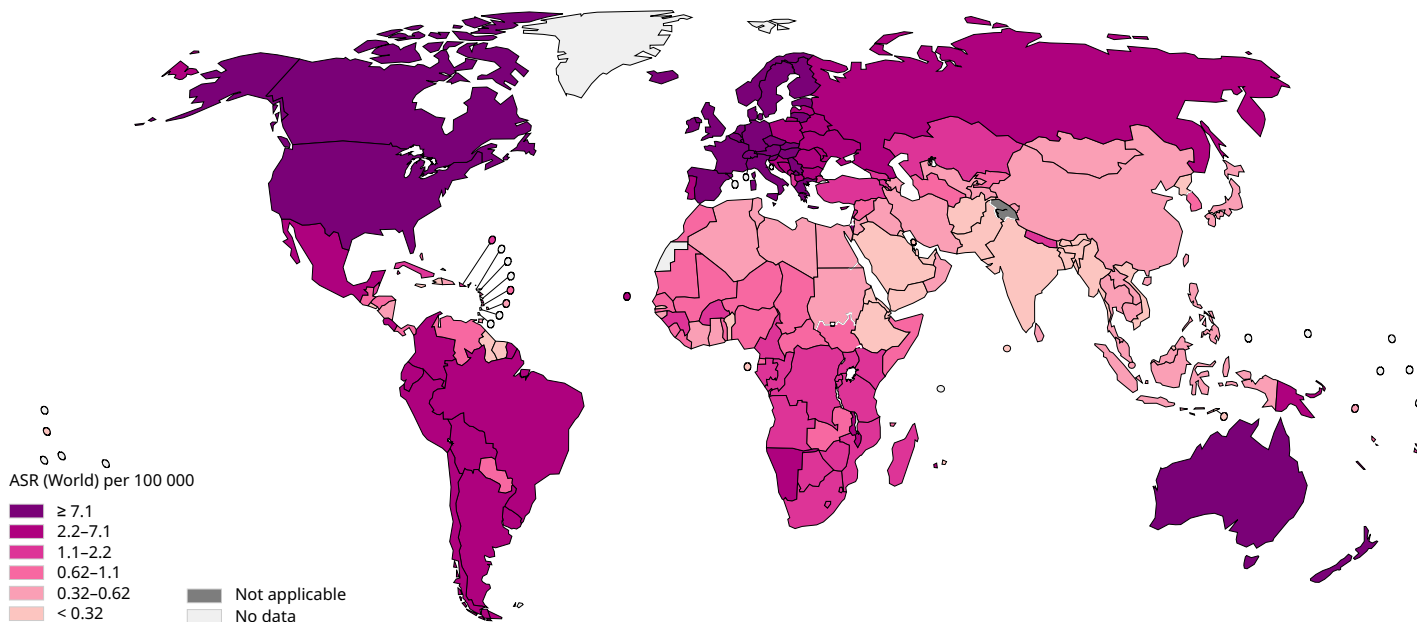
Region	Population	Number
Europe	27 147	
Asia	11 291	
North America	10 733	
*Latin America and the Caribbean	5 287	
Africa	4 143	
Oceania	2 111	
Total	60 712	

Region	Population	Number
Europe	494 111	
North America	280 754	
Asia	61 693	
Oceania	61 500	
*Latin America and the Caribbean	53 440	
Africa	14 125	
Total	965 623	

Age standardized (World) incidence rates, melanoma of skin, males, all ages



Age standardized (World) incidence rates, melanoma of skin, females, all ages

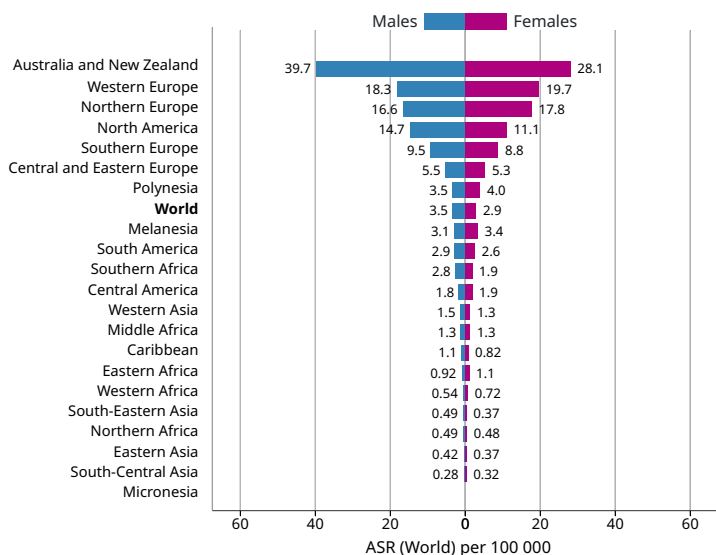


Data source: GLOBOCAN 2018
 Graph production: IARC (<http://gco.iarc.fr/today>)
 World Health Organization



© International Agency for Research on Cancer 2018

Age standardized (World) incidence rates, melanoma of skin, by sex



Age standardized (World) incidence and mortality rates, melanoma of skin

