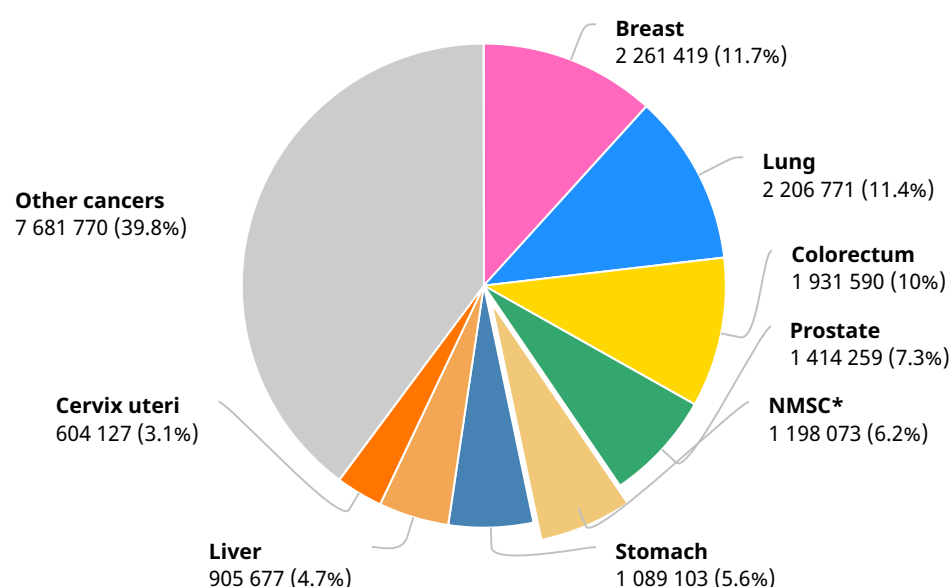


Non-melanoma skin cancer

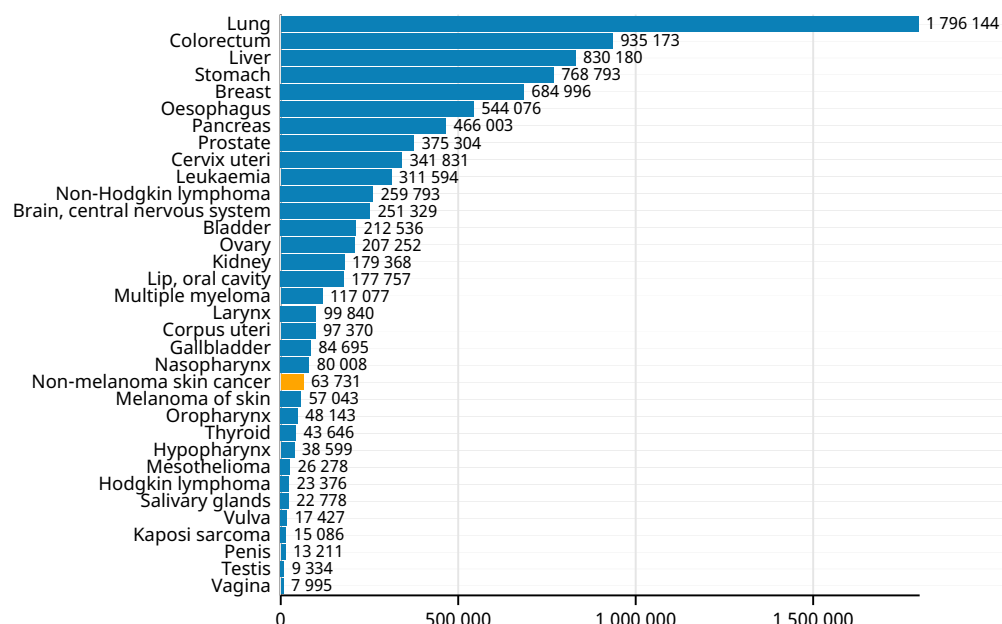
Source: Globocan 2020



Number of new cases in 2020, both sexes, all ages



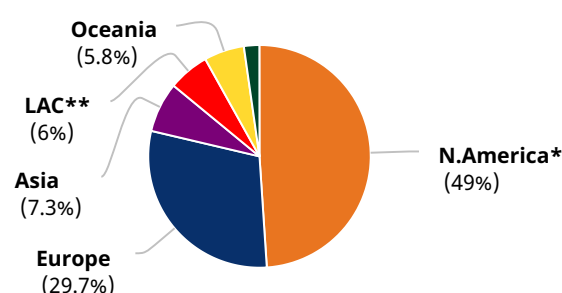
Number of deaths in 2020, both sexes, all ages



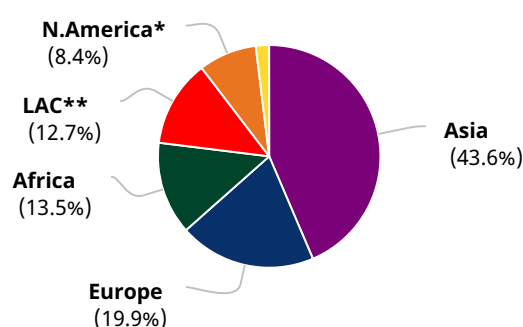
Cancer incidence and mortality statistics worldwide and by region

	Incidence						Mortality					
	Both sexes		Males		Females		Both sexes		Males		Females	
	New cases	Cum. risk 0-74 (%)	New cases	Cum. risk 0-74 (%)	New cases	Cum. risk 0-74 (%)	Deaths	Cum. risk 0-74 (%)	Deaths	Cum. risk 0-74 (%)	Deaths	Cum. risk 0-74 (%)
Eastern Africa	7 452	0.29	3 282	0.29	4 170	0.30	3 112	0.15	1 408	0.16	1 704	0.15
Middle Africa	1 815	0.20	980	0.24	835	0.16	693	0.09	368	0.11	325	0.08
Northern Africa	4 308	0.20	2 424	0.23	1 884	0.17	1 939	0.09	1 132	0.10	807	0.07
Southern Africa	8 061	1.39	4 817	2.06	3 244	0.88	645	0.12	376	0.17	269	0.08
Western Africa	5 401	0.24	2 686	0.24	2 715	0.23	2 213	0.13	1 105	0.13	1 108	0.13
Caribbean	5 039	0.86	2 670	1.02	2 369	0.71	724	0.08	448	0.12	276	0.05
Central America	10 980	0.53	5 609	0.64	5 371	0.45	1 427	0.05	784	0.07	643	0.03
South America	55 300	0.87	30 219	1.13	25 081	0.65	5 914	0.07	3 354	0.10	2 560	0.04
Northern America	586 575	6.73	371 395	9.15	215 180	4.50	5 385	0.06	3 869	0.09	1 516	0.02
Eastern Asia	39 440	0.11	20 911	0.14	18 529	0.09	12 051	0.03	6 519	0.04	5 532	0.02
South-Eastern Asia	15 208	0.23	8 260	0.28	6 948	0.19	5 075	0.08	2 935	0.10	2 140	0.06
South-Central Asia	22 744	0.13	13 498	0.16	9 246	0.11	8 862	0.05	5 954	0.07	2 908	0.03
Western Asia	9 648	0.39	5 778	0.52	3 870	0.28	1 777	0.05	1 106	0.08	671	0.03
Central and Eastern Europe	44 909	0.73	20 554	0.90	24 355	0.63	4 492	0.05	2 329	0.08	2 163	0.03
Western Europe	179 219	2.90	106 640	3.69	72 579	2.18	2 656	0.02	1 537	0.03	1 119	0.01
Southern Europe	64 438	1.04	38 951	1.44	25 487	0.69	3 008	0.03	1 743	0.05	1 265	0.02
Northern Europe	67 614	2.01	43 289	2.74	24 325	1.33	2 523	0.05	1 829	0.09	694	0.02
Australia and New Zealand	69 110	14.84	39 957	18.05	29 153	11.66	964	0.09	650	0.15	314	0.04
Melanesia	812	1.29	428	1.42	384	1.16	271	0.49	150	0.56	121	0.43
Polynesia	0	0	0	0	0	0	0	0	0	0	0	0
Micronesia	0	0	0	0	0	0	0	0	0	0	0	0
Low HDI	14 549	0.26	6 929	0.27	7 620	0.25	6 211	0.14	3 057	0.15	3 154	0.13
Medium HDI	24 604	0.13	13 862	0.14	10 742	0.11	10 588	0.05	6 789	0.07	3 799	0.04
High HDI	121 883	0.29	66 215	0.35	55 668	0.24	25 350	0.05	14 363	0.07	10 987	0.04
Very high HDI	1 036 370	2.80	634 937	3.81	401 433	1.93	21 556	0.04	13 371	0.06	8 185	0.02
World	1 198 073	1.06	722 348	1.40	475 725	0.75	63 731	0.05	37 596	0.07	26 135	0.04

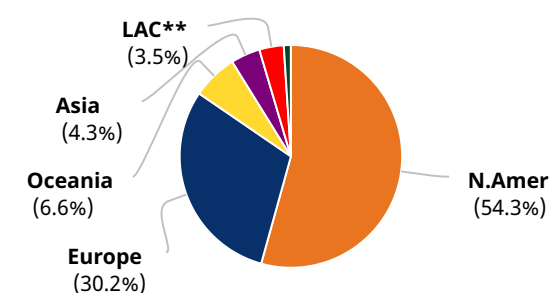
Incidence, both sexes



Mortality, both sexes



5-year prevalence, both sexes

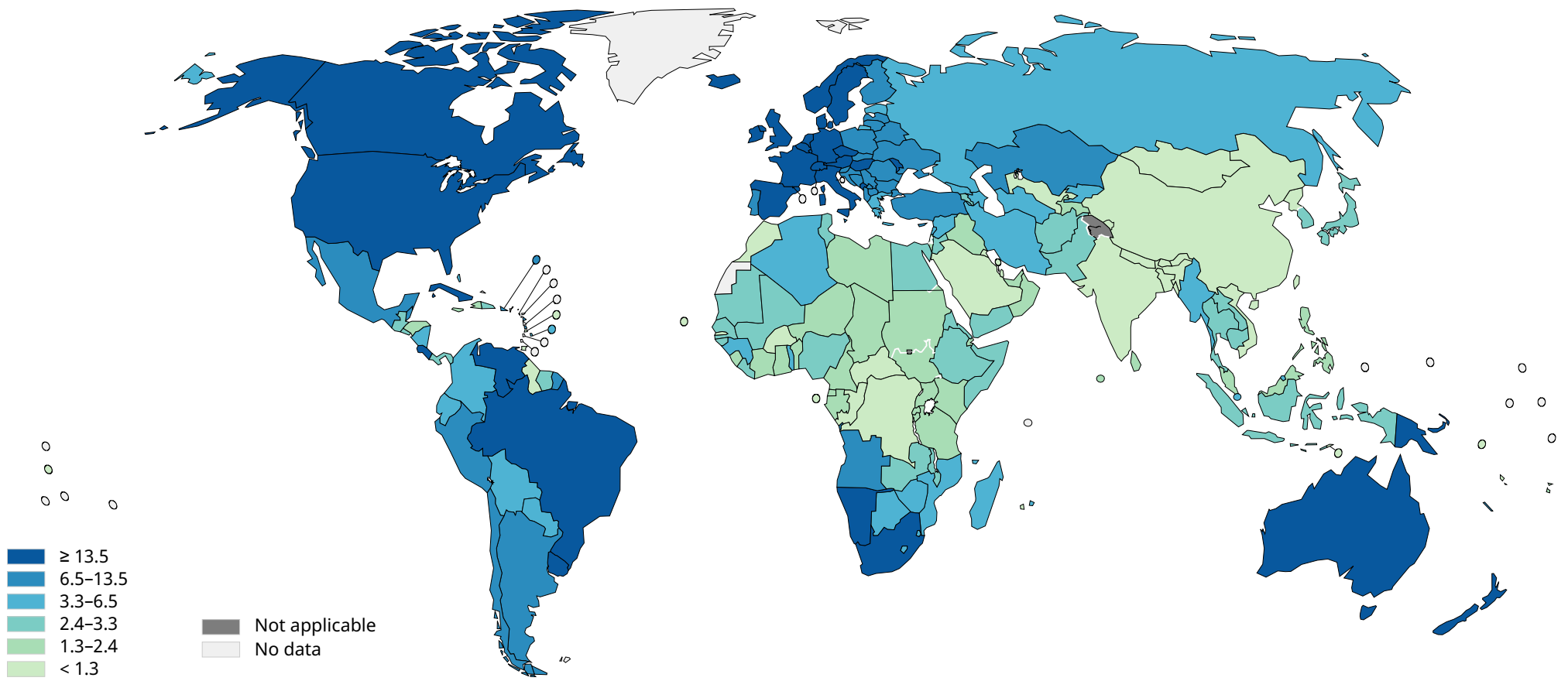


Region	Population	Number
*Northern America	586 575	
Europe	356 180	
Asia	87 040	
**Latin America and the Caribbean	71 319	
Oceania	69 922	
Africa	27 037	
Total	1 198 073	

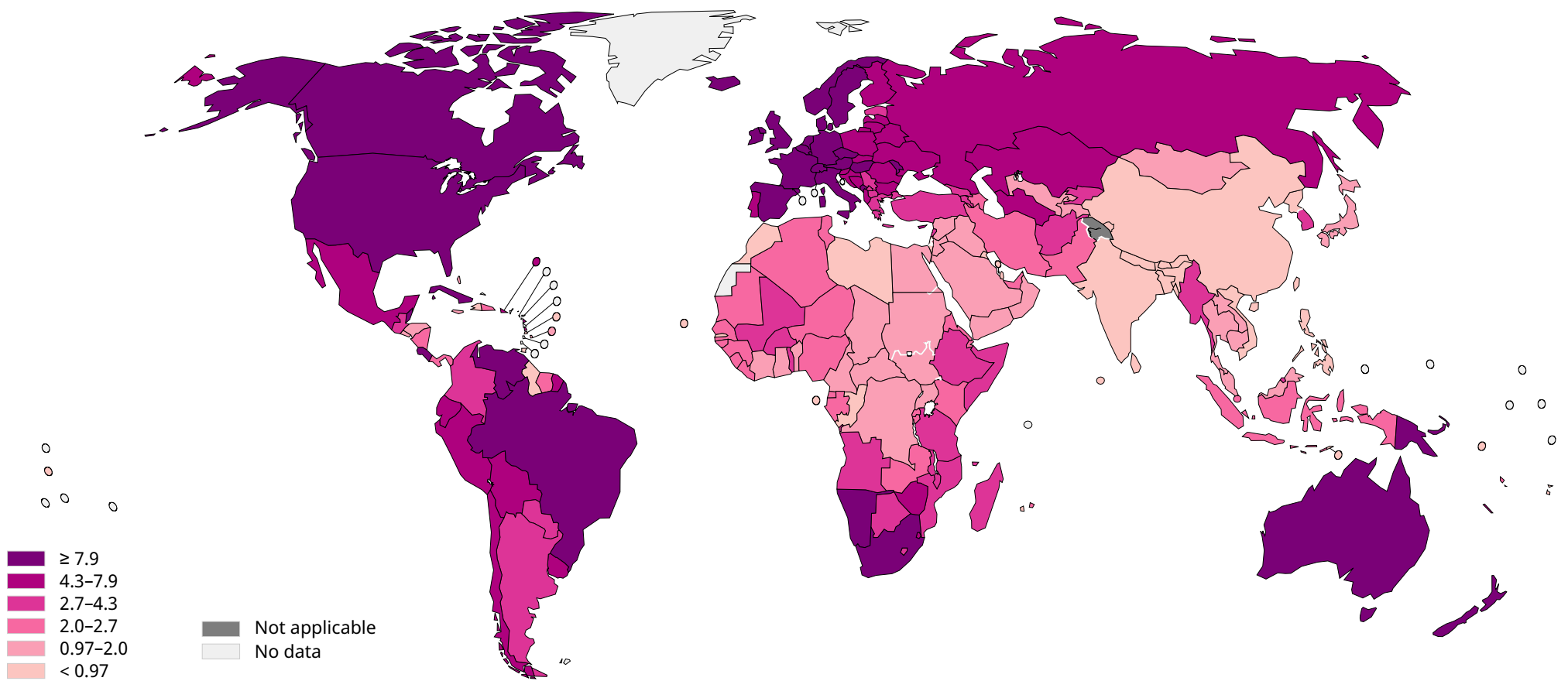
Region	Population	Number
Asia	27 765	
Europe	12 679	
Africa	8 602	
**Latin America and the Caribbean	8 065	
*Northern America	5 385	
Oceania	1 235	
Total	63 731	

Region	Population	Number
*Northern America	3 507 749	
Europe	1 953 260	
Oceania	427 106	
Asia	275 716	
**Latin America and the Caribbean	228 685	
Africa	66 369	
Total	6 458 885	

Age standardized (World) incidence rates, non-melanoma skin cancer, males, all ages



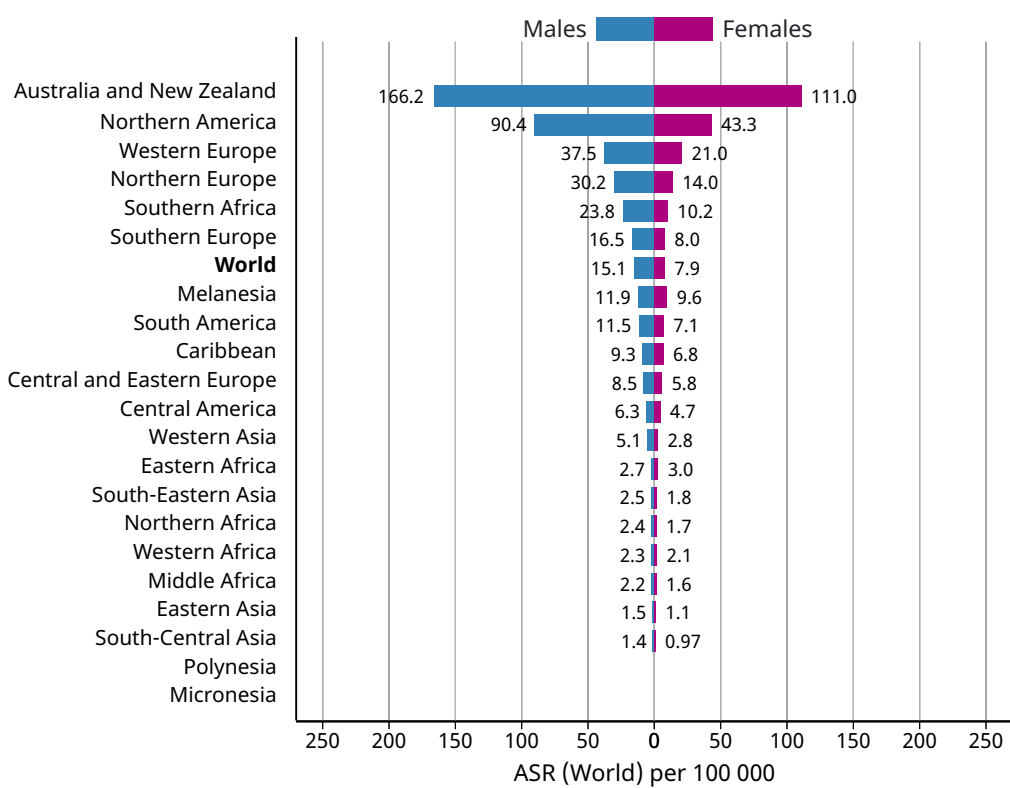
Age standardized (World) incidence rates, non-melanoma skin cancer, females, all ages



Data source: GLOBOCAN 2020
Graph production: IARC (<https://gco.iarc.fr/today>)
World Health Organization

World Health Organization
© International Agency for Research on Cancer 2020

Age standardized (World) incidence rates, non-melanoma skin cancer, by sex



Age standardized (World) incidence and mortality rates, non-melanoma skin cancer

