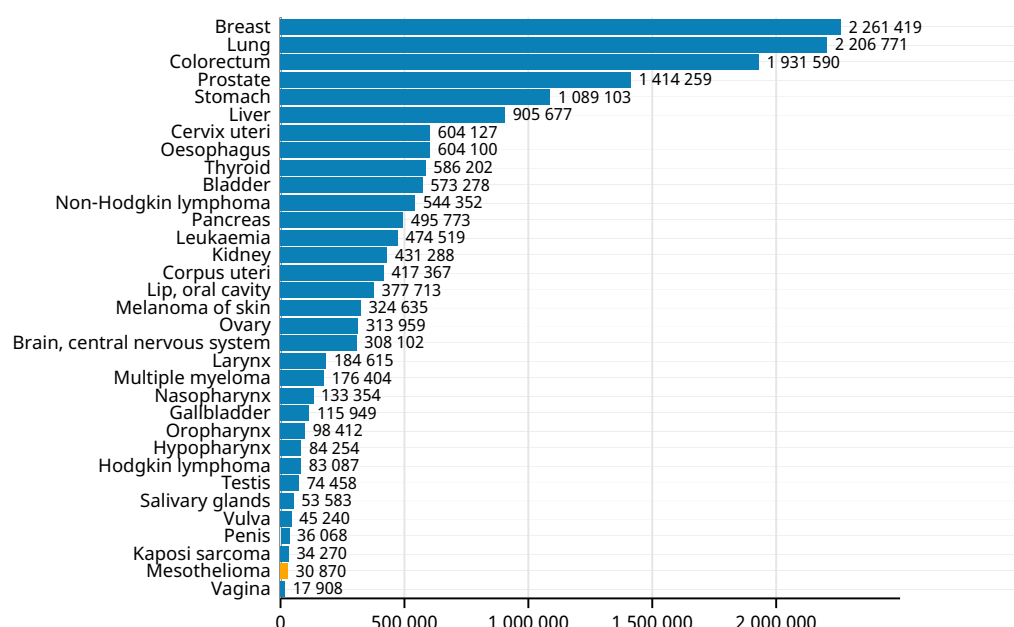


Mesothelioma

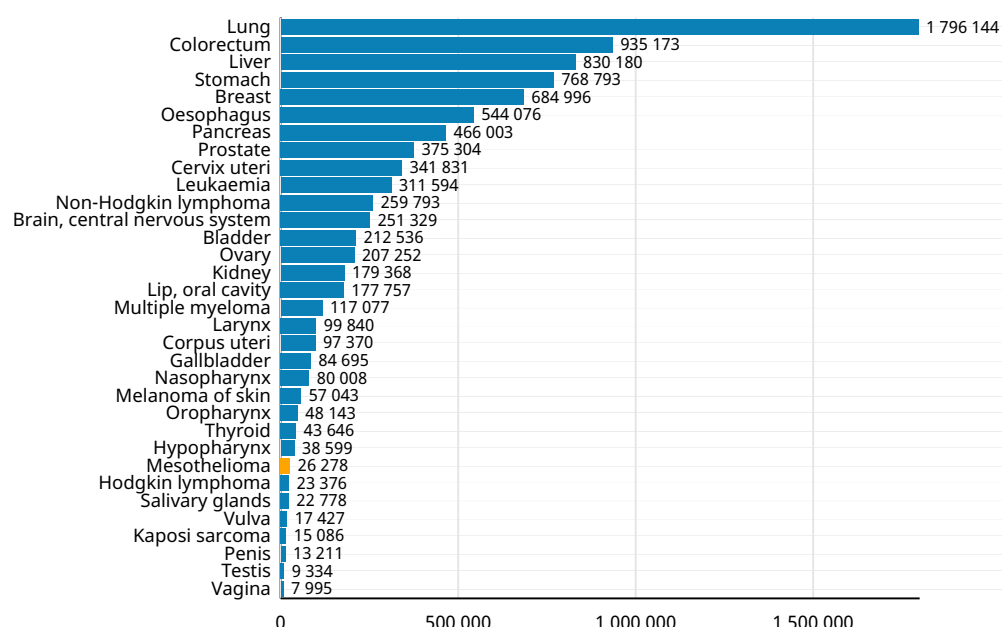
Source: Globocan 2020



Number of new cases in 2020, both sexes, all ages



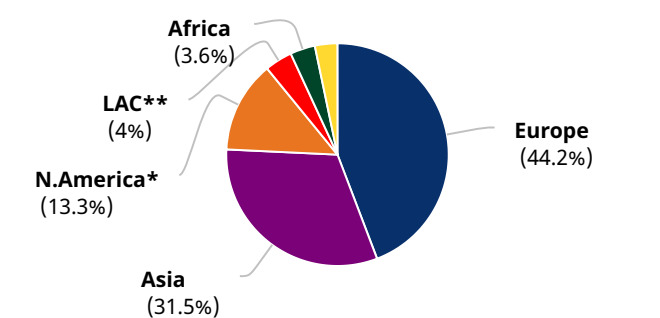
Number of deaths in 2020, both sexes, all ages



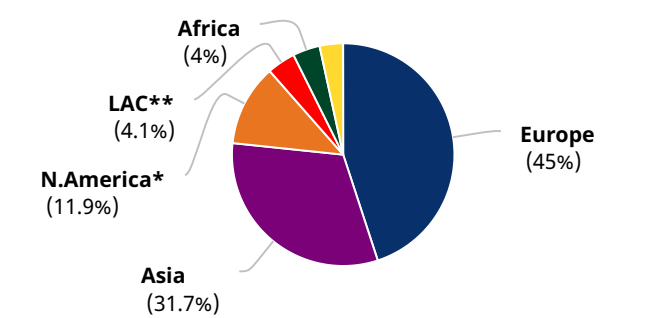
Cancer incidence and mortality statistics worldwide and by region

	Incidence						Mortality					
	Both sexes		Males		Females		Both sexes		Males		Females	
	New cases	Cum. risk 0-74 (%)	New cases	Cum. risk 0-74 (%)	New cases	Cum. risk 0-74 (%)	Deaths	Cum. risk 0-74 (%)	Deaths	Cum. risk 0-74 (%)	Deaths	Cum. risk 0-74 (%)
Eastern Africa	137	0.01	96	0.01	41	0.00	132	0.01	92	0.01	40	0.00
Middle Africa	57	0.01	44	0.01	13	0.00	56	0.01	43	0.01	13	0.00
Northern Africa	513	0.03	320	0.04	193	0.02	467	0.02	287	0.03	180	0.02
Southern Africa	296	0.07	203	0.12	93	0.03	270	0.07	181	0.13	89	0.03
Western Africa	116	0.01	102	0.02	14	0.00	113	0.01	99	0.02	14	0.00
Caribbean	31	0.01	25	0.01	6	0.00	28	0.01	24	0.01	4	0.00
Central America	389	0.03	254	0.04	135	0.02	351	0.02	232	0.04	119	0.01
South America	818	0.02	491	0.02	327	0.01	703	0.02	428	0.02	275	0.01
Northern America	4 119	0.05	3 083	0.08	1 036	0.03	3 119	0.04	2 388	0.05	731	0.02
Eastern Asia	5 815	0.02	3 863	0.03	1 952	0.02	4 918	0.02	3 341	0.03	1 577	0.01
South-Eastern Asia	782	0.01	438	0.01	344	0.01	687	0.01	393	0.01	294	0.01
South-Central Asia	1 972	0.01	1 041	0.01	931	0.01	1 772	0.01	920	0.01	852	0.01
Western Asia	1 166	0.06	677	0.07	489	0.05	947	0.05	587	0.06	360	0.04
Central and Eastern Europe	2 133	0.05	1 149	0.06	984	0.04	1 858	0.04	1 031	0.06	827	0.03
Western Europe	4 628	0.09	3 567	0.15	1 061	0.04	3 970	0.07	3 141	0.13	829	0.03
Southern Europe	2 941	0.09	2 159	0.14	782	0.04	2 596	0.07	1 912	0.11	684	0.03
Northern Europe	3 946	0.18	3 244	0.31	702	0.06	3 396	0.12	2 849	0.21	547	0.04
Australia and New Zealand	1 000	0.14	799	0.22	201	0.06	886	0.11	729	0.17	157	0.05
Melanesia	11	0.02	5	0.02	6	0.02	9	0.01	4	0.01	5	0.01
Polynesia	0	0	0	0	0	0	0	0	0	0	0	0
Micronesia	0	0	0	0	0	0	0	0	0	0	0	0
Low HDI	318	0.01	255	0.01	63	0.00	306	0.01	245	0.01	61	0.00
Medium HDI	2 395	0.01	1 218	0.01	1 177	0.01	2 151	0.01	1 086	0.01	1 065	0.01
High HDI	5 606	0.02	3 335	0.02	2 271	0.01	4 902	0.02	2 997	0.02	1 905	0.01
Very high HDI	22 542	0.07	16 743	0.12	5 799	0.04	18 910	0.06	14 344	0.09	4 566	0.03
World	30 870	0.03	21 560	0.05	9 310	0.02	26 278	0.03	18 681	0.04	7 597	0.02

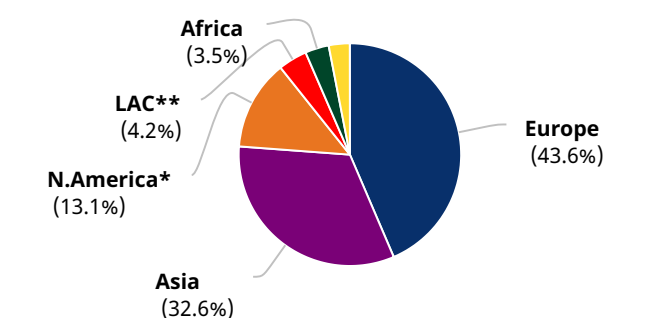
Incidence, both sexes



Mortality, both sexes



5-year prevalence, both sexes

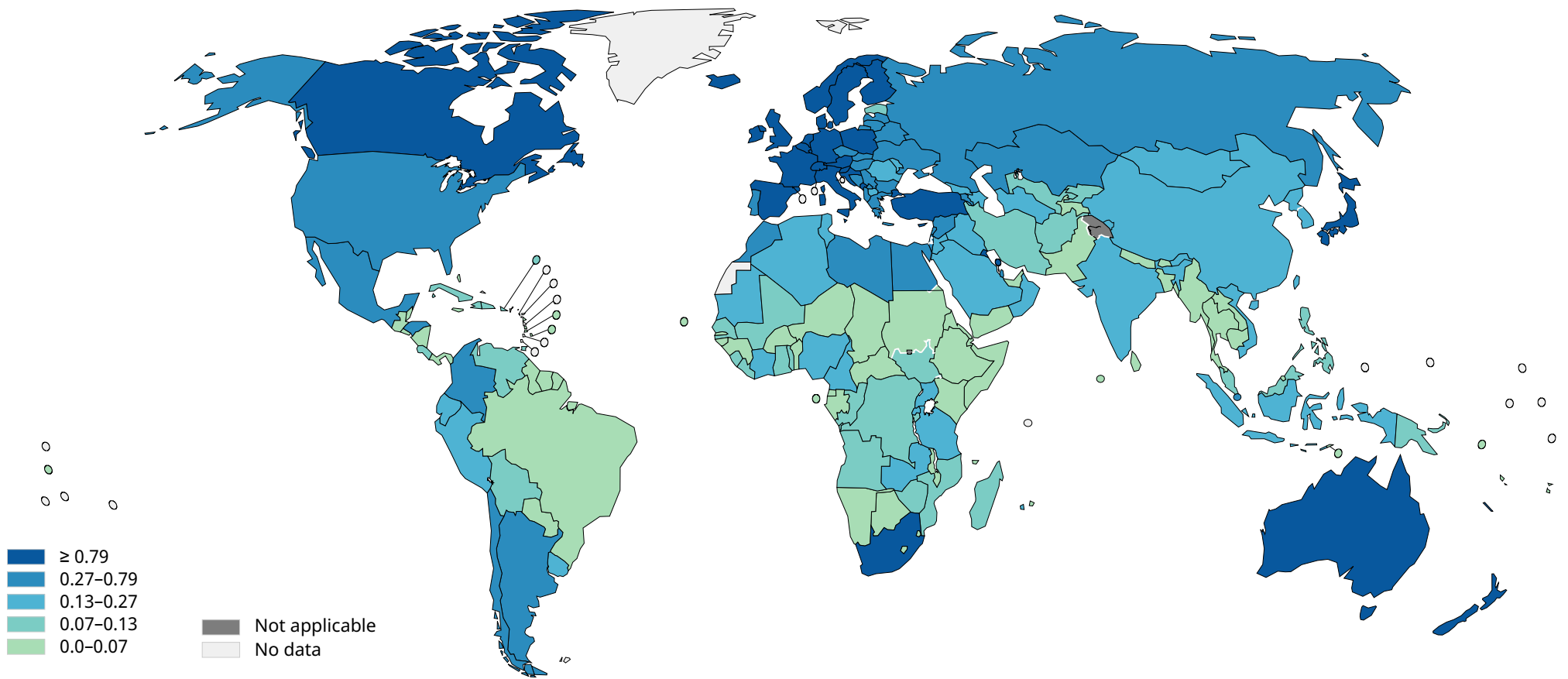


Region	Population	Number
Europe	13 648	13 648
Asia	9 735	9 735
*Northern America	4 119	4 119
**Latin America and the Caribbean	1 238	1 238
Africa	1 119	1 119
Oceania	1 011	1 011
Total	30 870	30 870

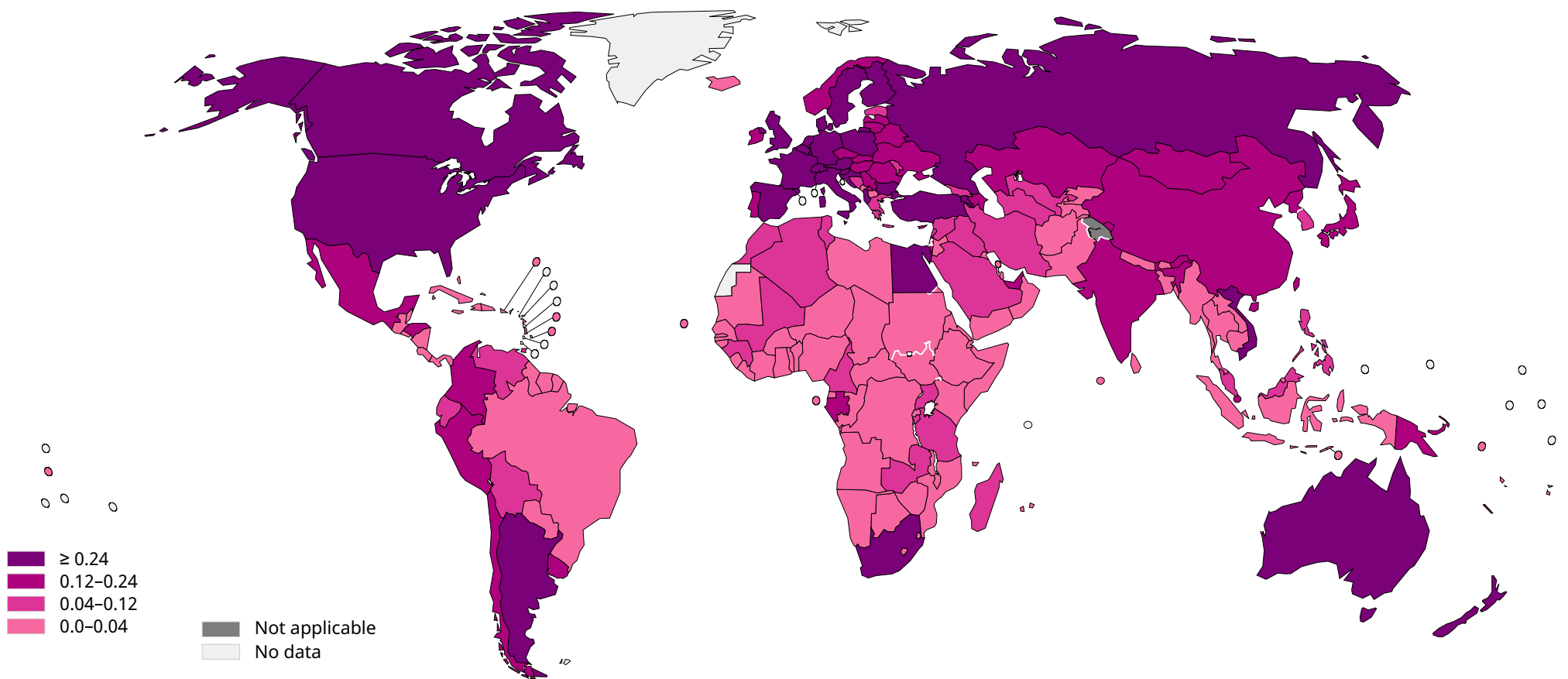
Region	Population	Number
Europe	11 820	11 820
Asia	8 324	8 324
*Northern America	3 119	3 119
**Latin America and the Caribbean	1 082	1 082
Africa	1 038	1 038
Oceania	895	895
Total	26 278	26 278

Region	Population	Number
Europe	16 135	16 135
Asia	12 090	12 090
*Northern America	4 850	4 850
**Latin America and the Caribbean	1 558	1 558
Africa	1 281	1 281
Oceania	1 133	1 133
Total	37 047	37 047

Age standardized (World) incidence rates, mesothelioma, males, all ages



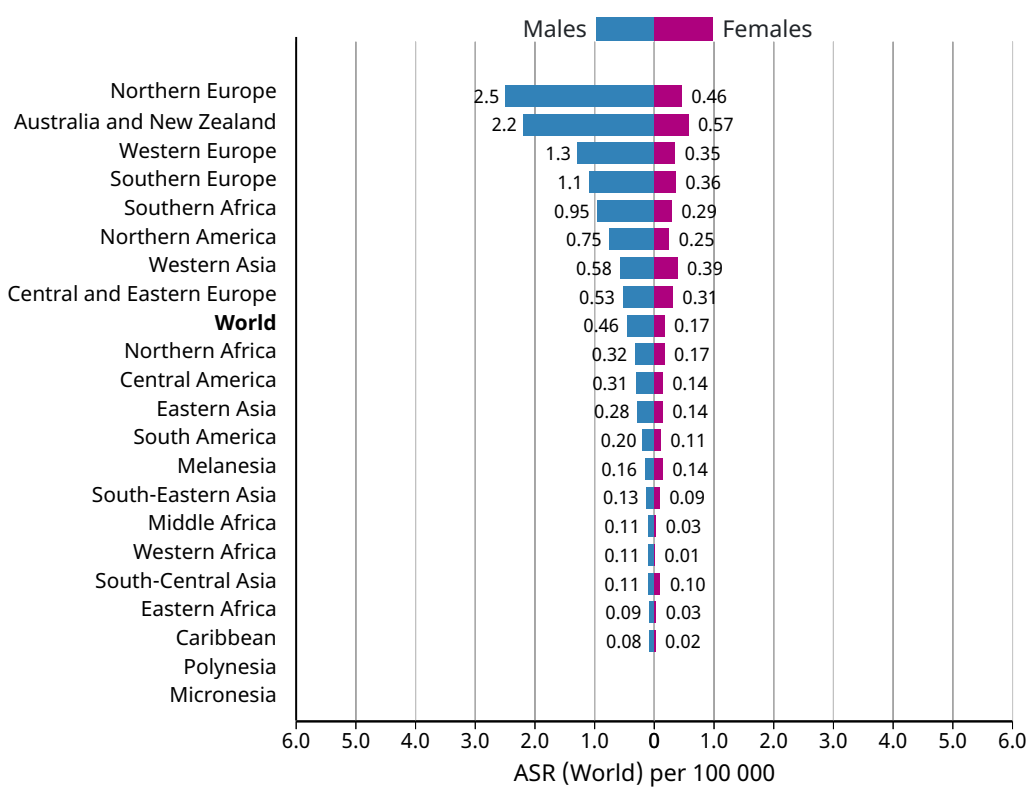
Age standardized (World) incidence rates, mesothelioma, females, all ages



Data source: GLOBOCAN 2020
Graph production: IARC (<https://gco.iarc.fr/today>)
World Health Organization

World Health Organization
© International Agency for Research on Cancer 2020

Age standardized (World) incidence rates, mesothelioma, by sex



Age standardized (World) incidence and mortality rates, mesothelioma

