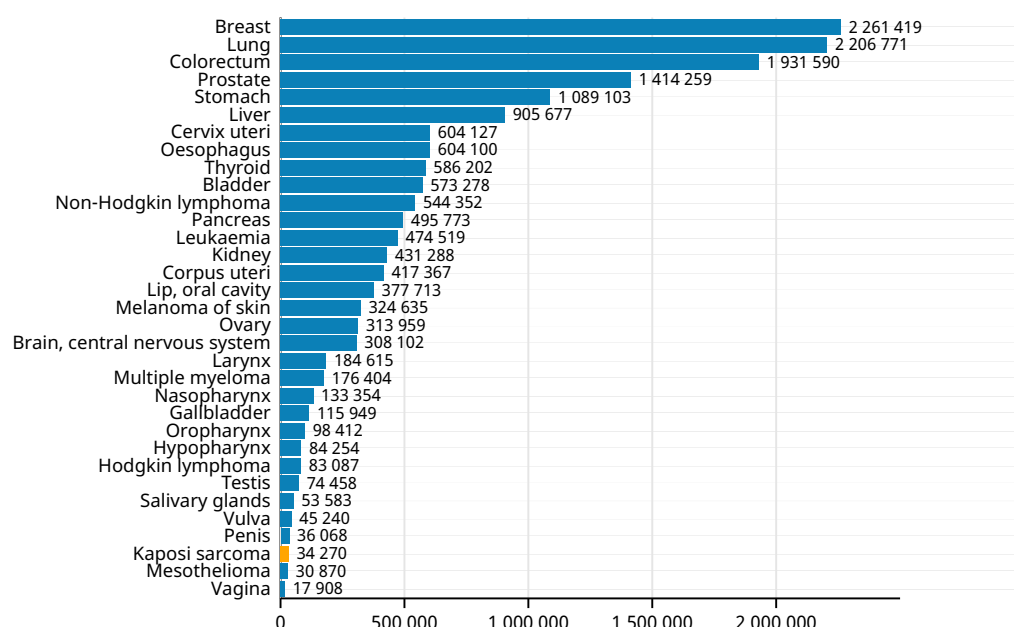


# Kaposi sarcoma

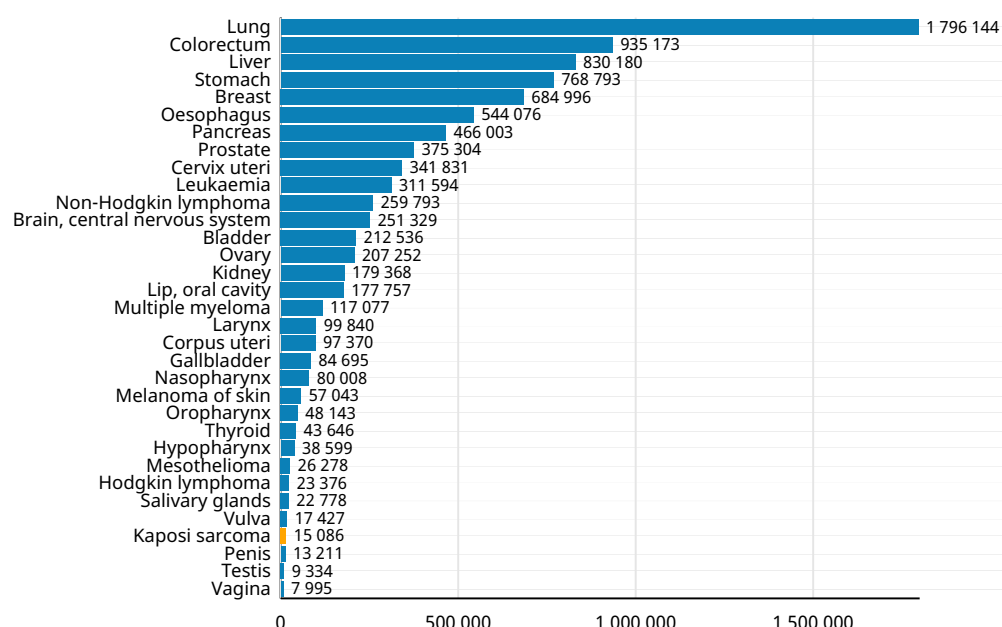
Source: Globocan 2020



Number of new cases in 2020, both sexes, all ages



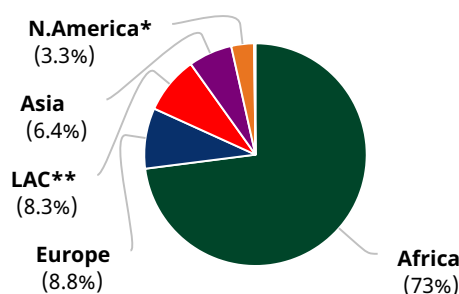
Number of deaths in 2020, both sexes, all ages



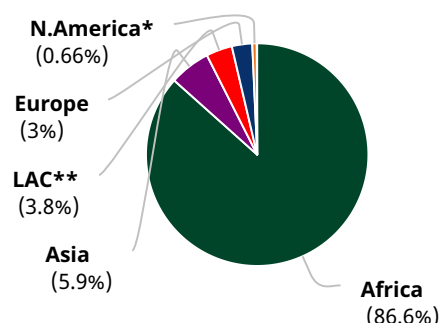
Cancer incidence and mortality statistics worldwide and by region

	Incidence						Mortality					
	Both sexes		Males		Females		Both sexes		Males		Females	
	New cases	Cum. risk 0-74 (%)	New cases	Cum. risk 0-74 (%)	New cases	Cum. risk 0-74 (%)	Deaths	Cum. risk 0-74 (%)	Deaths	Cum. risk 0-74 (%)	Deaths	Cum. risk 0-74 (%)
Eastern Africa	15 457	0.40	9 931	0.55	5 526	0.26	9 121	0.24	5 858	0.33	3 263	0.15
Middle Africa	2 459	0.21	1 730	0.35	729	0.09	1 459	0.12	1 043	0.21	416	0.05
Northern Africa	386	0.02	301	0.03	85	0.01	158	0.01	118	0.01	40	0.00
Southern Africa	4 713	0.53	2 956	0.70	1 757	0.38	1 149	0.13	704	0.17	445	0.09
Western Africa	1 995	0.06	1 274	0.08	721	0.04	1 179	0.03	749	0.05	430	0.02
Caribbean	109	0.02	77	0.03	32	0.01	34	0.01	26	0.01	8	0.00
Central America	680	0.03	610	0.05	70	0.01	150	0.01	135	0.01	15	0.00
South America	2 067	0.03	1 801	0.06	266	0.01	387	0.01	310	0.01	77	0.00
Northern America	1 136	0.02	1 003	0.04	133	0.00	99	0.00	84	0.00	15	0.00
Eastern Asia	484	0.00	316	0.00	168	0.00	222	0.00	131	0.00	91	0.00
South-Eastern Asia	411	0.01	315	0.01	96	0.00	218	0.00	180	0.01	38	0.00
South-Central Asia	408	0.00	254	0.00	154	0.00	284	0.00	180	0.00	104	0.00
Western Asia	878	0.04	588	0.05	290	0.02	172	0.01	120	0.01	52	0.00
Central and Eastern Europe	510	0.01	364	0.02	146	0.00	160	0.00	91	0.00	69	0.00
Western Europe	605	0.02	513	0.03	92	0.00	43	0.00	31	0.00	12	0.00
Southern Europe	1 660	0.05	1 126	0.08	534	0.03	226	0.00	146	0.00	80	0.00
Northern Europe	244	0.01	198	0.02	46	0.00	17	0.00	15	0.00	2	0
Australia and New Zealand	59	0.01	48	0.02	11	0.00	3	0	3	0	0	0
Melanesia	8	0.00	8	0.01	0	0	5	0.00	5	0.00	0	0
Polynesia	0	0	0	0	0	0	0	0	0	0	0	0
Micronesia	1	0	0	0	1	0	0	0	0	0	0	0
Low HDI	14 191	0.17	9 316	0.23	4 875	0.10	8 369	0.10	5 475	0.14	2 894	0.06
Medium HDI	6 897	0.03	4 434	0.03	2 463	0.02	4 039	0.02	2 616	0.02	1 423	0.01
High HDI	7 759	0.02	5 503	0.03	2 256	0.01	1 890	0.00	1 286	0.01	604	0.00
Very high HDI	5 409	0.02	4 151	0.03	1 258	0.01	783	0.00	547	0.00	236	0.00
World	34 270	0.03	23 413	0.05	10 857	0.02	15 086	0.01	9 929	0.02	5 157	0.01

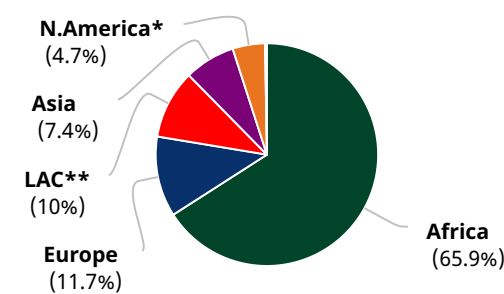
Incidence, both sexes



Mortality, both sexes



5-year prevalence, both sexes

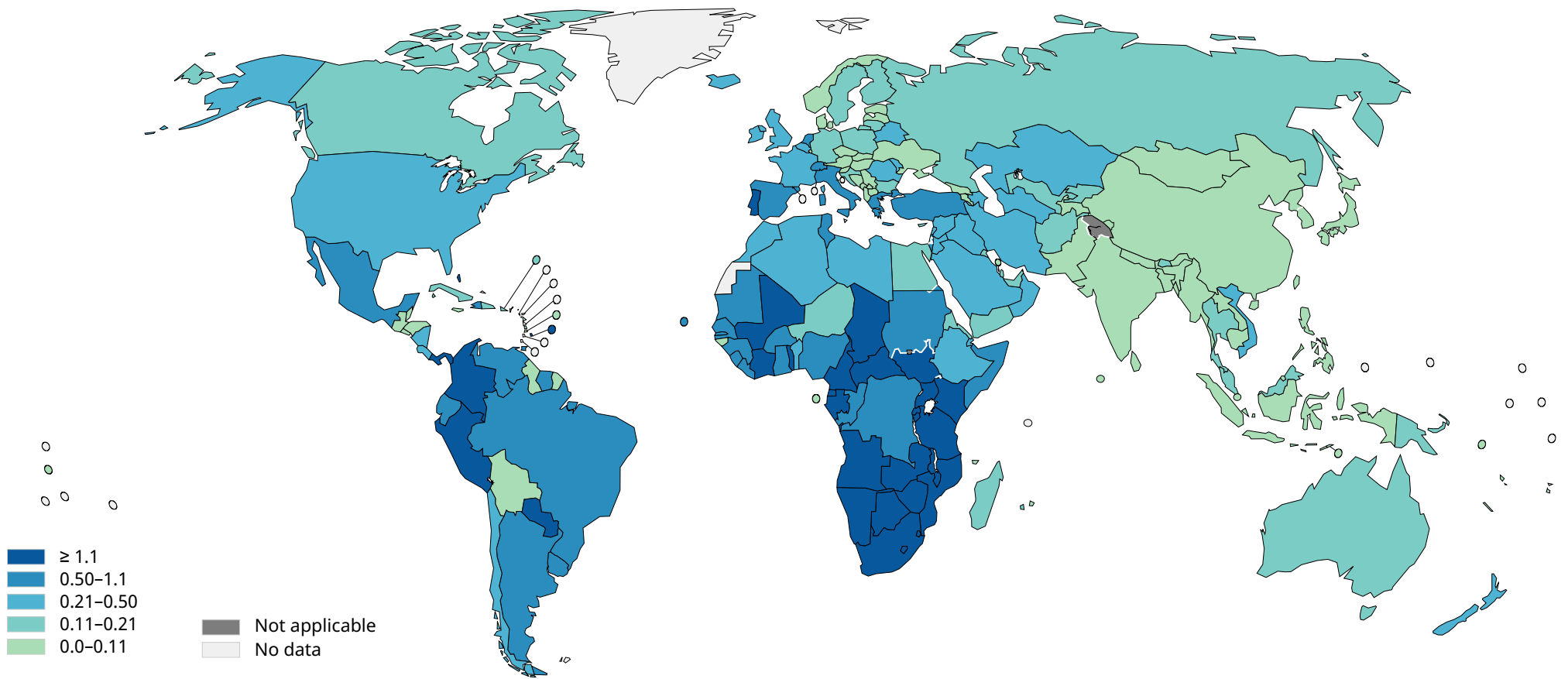


Region	Population	Number
Africa	25 010	
Europe	3 019	
**Latin America and the Caribbean	2 856	
Asia	2 181	
*Northern America	1 136	
Oceania	68	
Total	34 270	

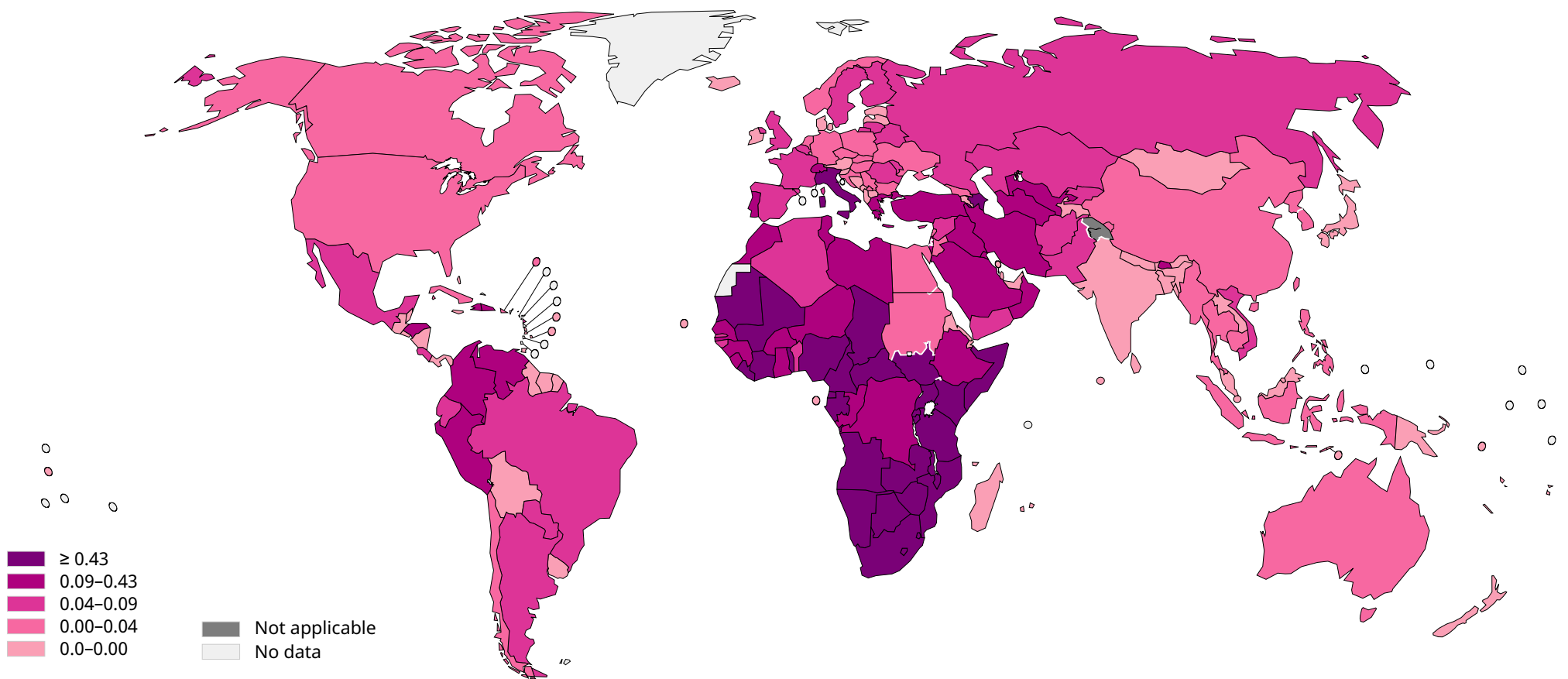
Region	Population	Number
Africa	13 066	
Asia	896	
**Latin America and the Caribbean	571	
Europe	446	
*Northern America	99	
Oceania	8	
Total	15 086	

Region	Population	Number
Africa	54 088	
Europe	9 587	
**Latin America and the Caribbean	8 209	
Asia	6 070	
*Northern America	3 865	
Oceania	214	
Total	82 033	

Age standardized (World) incidence rates, kaposi sarcoma, males, all ages



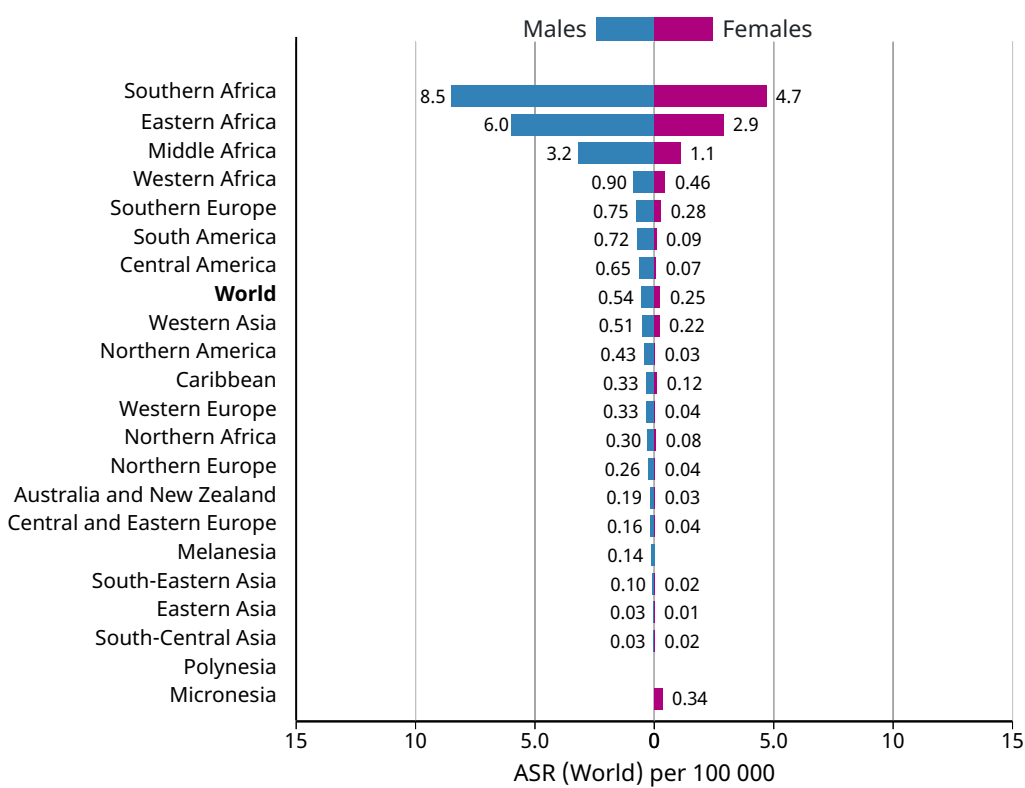
Age standardized (World) incidence rates, kaposi sarcoma, females, all ages



Data source: GLOBOCAN 2020  
Graph production: IARC (<https://gco.iarc.fr/today>)  
World Health Organization

World Health Organization  
© International Agency for Research on Cancer 2020

Age standardized (World) incidence rates, kaposi sarcoma, by sex



Age standardized (World) incidence and mortality rates, kaposi sarcoma

