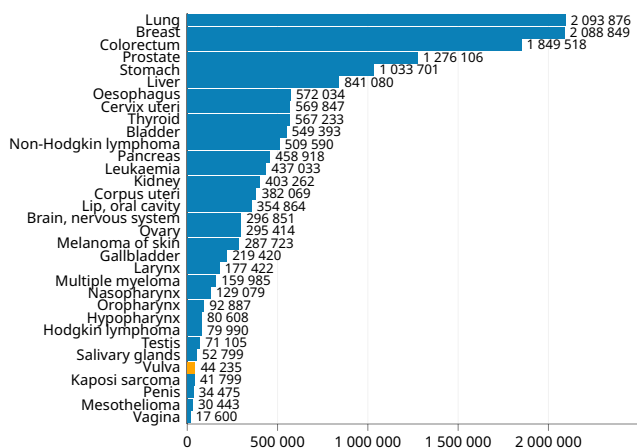


Vulva

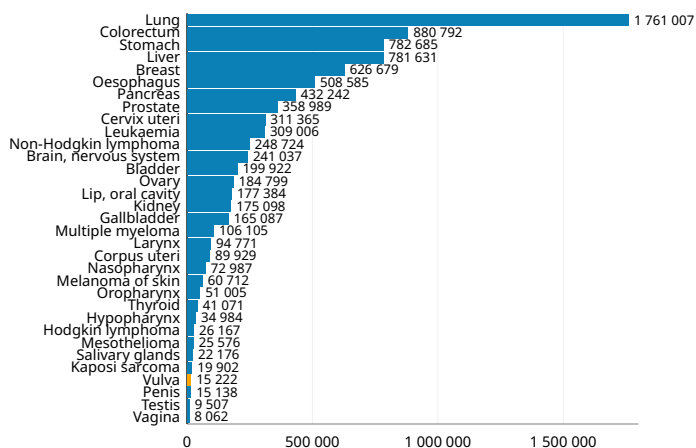
Source: Globocan 2018



Number of new cases in 2018, both sexes, all ages



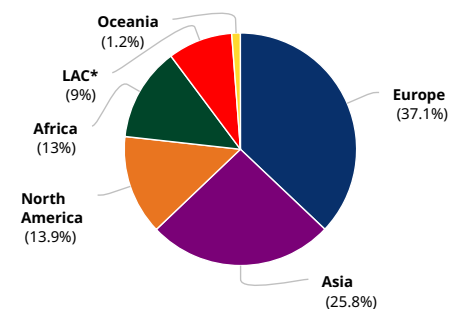
Number of deaths in 2018, both sexes, all ages



Cancer incidence and mortality statistics worldwide and by region

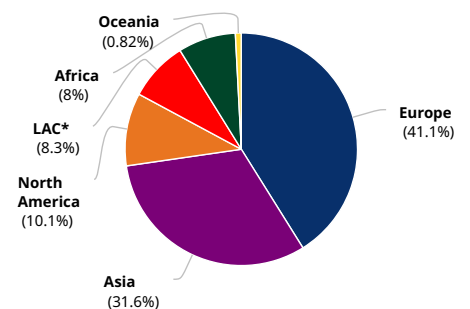
	Incidence						Mortality					
	Both sexes		Males		Females		Both sexes		Males		Females	
	New cases	Cum. risk 0-74 (%)	New cases	Cum. risk 0-74 (%)	New cases	Cum. risk 0-74 (%)	Deaths	Cum. risk 0-74 (%)	Deaths	Cum. risk 0-74 (%)	Deaths	Cum. risk 0-74 (%)
Eastern Africa	1 792	0.15	-	-	1 792	0.15	455	0.04	-	-	455	0.04
Middle Africa	412	0.10	-	-	412	0.10	135	0.04	-	-	135	0.04
Northern Africa	704	0.08	-	-	704	0.08	295	0.03	-	-	295	0.03
Southern Africa	2 322	0.56	-	-	2 322	0.56	215	0.06	-	-	215	0.06
Western Africa	537	0.06	-	-	537	0.06	121	0.02	-	-	121	0.02
Caribbean	279	0.11	-	-	279	0.11	66	0.02	-	-	66	0.02
Central America	534	0.06	-	-	534	0.06	172	0.02	-	-	172	0.02
South America	3 170	0.11	-	-	3 170	0.11	1 027	0.03	-	-	1 027	0.03
North America	6 133	0.19	-	-	6 133	0.19	1 542	0.03	-	-	1 542	0.03
Eastern Asia	4 512	0.03	-	-	4 512	0.03	1 495	0.01	-	-	1 495	0.01
South-Eastern Asia	1 971	0.06	-	-	1 971	0.06	752	0.02	-	-	752	0.02
South-Central Asia	4 354	0.06	-	-	4 354	0.06	2 272	0.03	-	-	2 272	0.03
Western Asia	591	0.05	-	-	591	0.05	292	0.02	-	-	292	0.02
Central and Eastern Europe	4 658	0.14	-	-	4 658	0.14	2 529	0.07	-	-	2 529	0.07
Western Europe	6 361	0.28	-	-	6 361	0.28	1 697	0.04	-	-	1 697	0.04
Southern Europe	3 177	0.16	-	-	3 177	0.16	1 288	0.04	-	-	1 288	0.04
Northern Europe	2 199	0.20	-	-	2 199	0.20	744	0.04	-	-	744	0.04
Australia and New Zealand	512	0.19	-	-	512	0.19	121	0.03	-	-	121	0.03
Melanesia	17	0.04	-	-	17	0.04	4	0.01	-	-	4	0.01
Polynesia	0	0	-	-	0	0	0	0	-	-	0	0
Micronesia	0	0	-	-	0	0	0	0	-	-	0	0
Low HDI	2 668	0.10	-	-	2 668	0.10	760	0.03	-	-	760	0.03
Medium HDI	9 020	0.08	-	-	9 020	0.08	3 392	0.03	-	-	3 392	0.03
High HDI	8 831	0.05	-	-	8 831	0.05	3 218	0.02	-	-	3 218	0.02
Very high HDI	23 701	0.16	-	-	23 701	0.16	7 851	0.04	-	-	7 851	0.04
World	44 235	0.09	-	-	44 235	0.09	15 222	0.03	-	-	15 222	0.03

Incidence, both sexes



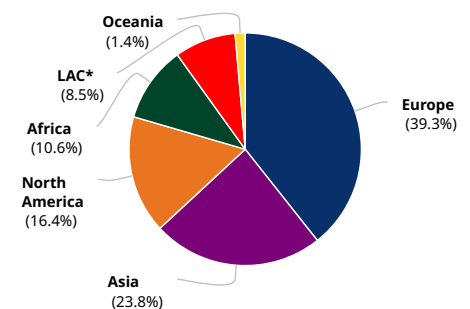
Region	Population	Number
Europe	16 395	
Asia	11 428	
North America	6 133	
Africa	5 767	
*Latin America and the Caribbean	3 983	
Oceania	529	
Total	44 235	

Mortality, both sexes



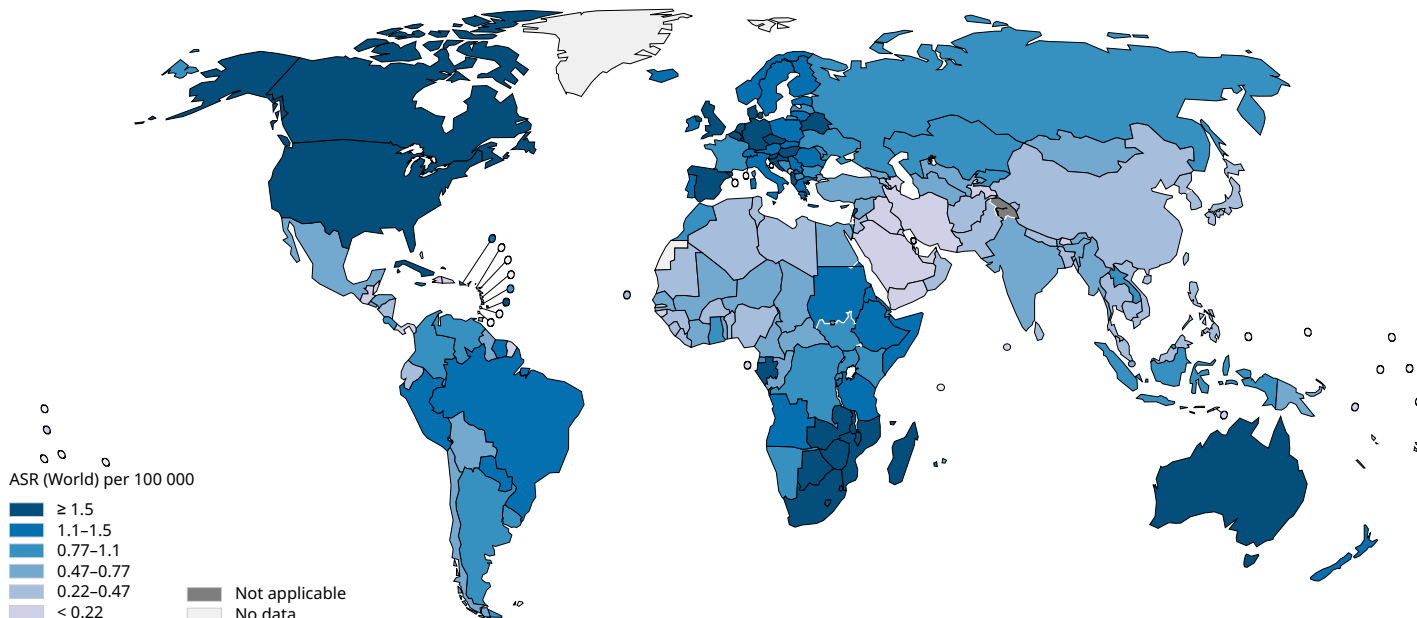
Region	Population	Number
Europe	6 258	
Asia	8 811	
North America	1 542	
*Latin America and the Caribbean	1 265	
Africa	1 221	
Oceania	125	
Total	15 222	

5-year prevalence, both sexes

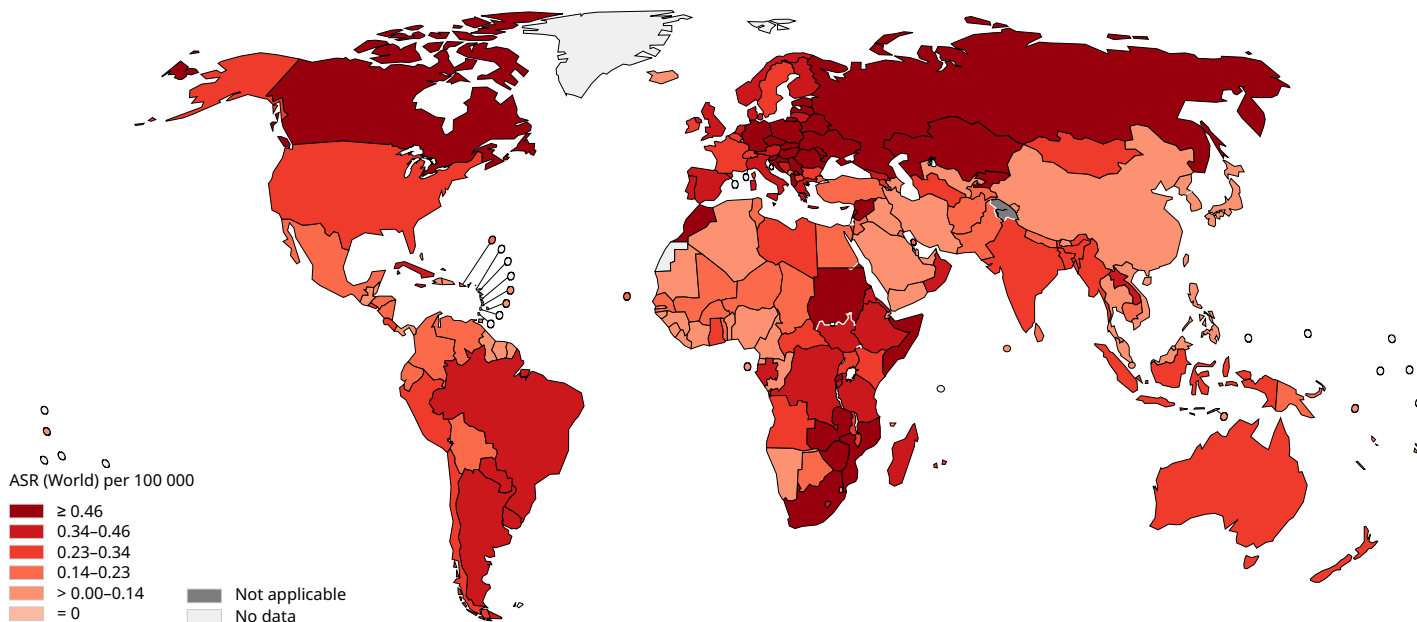


Region	Population	Number
Europe	52 030	
Asia	31 465	
North America	21 678	
Africa	13 967	
*Latin America and the Caribbean	11 280	
Oceania	1 849	
Total	132 269	

Age standardized (World) incidence rates, vulva, all ages



Age standardized (World) mortality rates, vulva, all ages

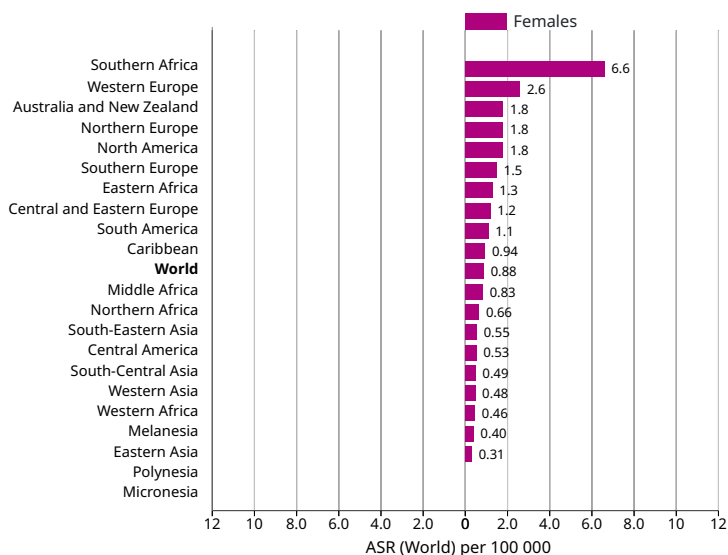


Data source: GLOBOCAN 2018
 Graph production: IARC (<http://gco.iarc.fr/today>)
 World Health Organization



© International Agency for Research on Cancer 2018

Age standardized (World) incidence rates, vulva, by sex



Age standardized (World) incidence and mortality rates, vulva

