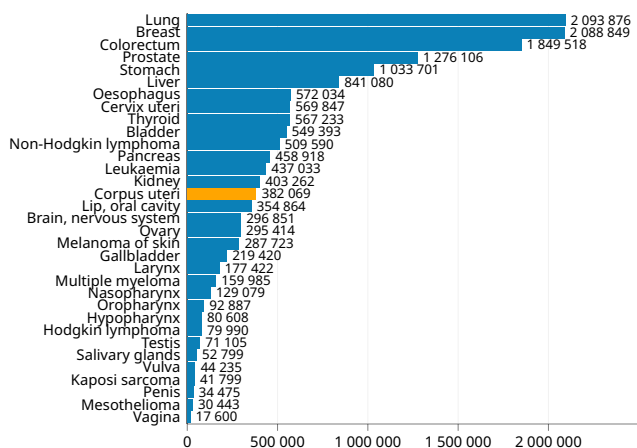


# Corpus uteri

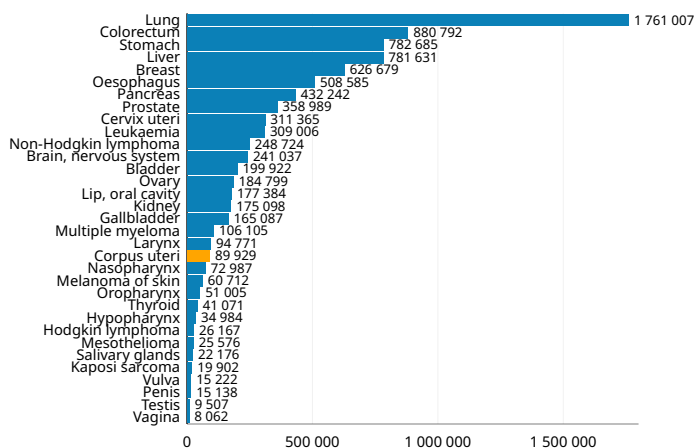
Source: Globocan 2018



Number of new cases in 2018, both sexes, all ages



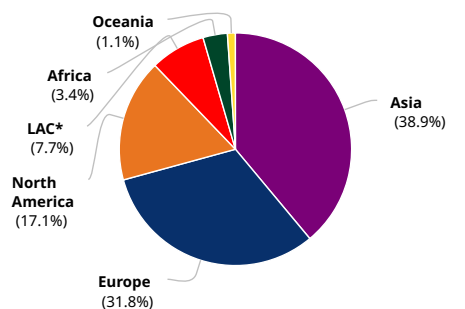
Number of deaths in 2018, both sexes, all ages



Cancer incidence and mortality statistics worldwide and by region

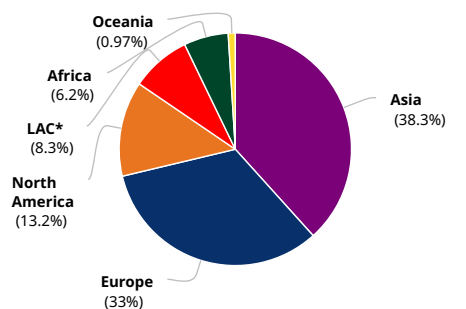
	Incidence						Mortality					
	Both sexes		Males		Females		Both sexes		Males		Females	
	New cases	Cum. risk 0-74 (%)	New cases	Cum. risk 0-74 (%)	New cases	Cum. risk 0-74 (%)	Deaths	Cum. risk 0-74 (%)	Deaths	Cum. risk 0-74 (%)	Deaths	Cum. risk 0-74 (%)
Eastern Africa	3 782	0.39	-	-	3 782	0.39	1 966	0.22	-	-	1 966	0.22
Middle Africa	1 149	0.29	-	-	1 149	0.29	616	0.17	-	-	616	0.17
Northern Africa	3 620	0.46	-	-	3 620	0.46	760	0.09	-	-	760	0.09
Southern Africa	1 375	0.57	-	-	1 375	0.57	601	0.24	-	-	601	0.24
Western Africa	2 993	0.40	-	-	2 993	0.40	1 625	0.24	-	-	1 625	0.24
Caribbean	2 686	1.17	-	-	2 686	1.17	974	0.39	-	-	974	0.39
Central America	8 310	1.05	-	-	8 310	1.05	1 363	0.18	-	-	1 363	0.18
South America	18 357	0.84	-	-	18 357	0.84	5 156	0.22	-	-	5 156	0.22
North America	65 208	2.55	-	-	65 208	2.55	11 898	0.38	-	-	11 898	0.38
Eastern Asia	95 704	0.86	-	-	95 704	0.86	17 276	0.15	-	-	17 276	0.15
South-Eastern Asia	20 796	0.67	-	-	20 796	0.67	6 570	0.22	-	-	6 570	0.22
South-Central Asia	22 233	0.29	-	-	22 233	0.29	8 191	0.11	-	-	8 191	0.11
Western Asia	10 031	1.07	-	-	10 031	1.07	2 423	0.24	-	-	2 423	0.24
Central and Eastern Europe	54 657	2.33	-	-	54 657	2.33	13 790	0.49	-	-	13 790	0.49
Western Europe	26 737	1.55	-	-	26 737	1.55	6 507	0.24	-	-	6 507	0.24
Southern Europe	23 262	1.78	-	-	23 262	1.78	5 460	0.28	-	-	5 460	0.28
Northern Europe	16 922	1.97	-	-	16 922	1.97	3 881	0.31	-	-	3 881	0.31
Australia and New Zealand	3 713	1.83	-	-	3 713	1.83	732	0.26	-	-	732	0.26
Melanesia	440	1.30	-	-	440	1.30	118	0.38	-	-	118	0.38
Polynesia	54	1.92	-	-	54	1.92	17	0.56	-	-	17	0.56
Micronesia	40	1.66	-	-	40	1.66	5	0.09	-	-	5	0.09
Low HDI	8 439	0.37	-	-	8 439	0.37	4 216	0.21	-	-	4 216	0.21
Medium HDI	42 464	0.39	-	-	42 464	0.39	14 522	0.14	-	-	14 522	0.14
High HDI	128 197	0.88	-	-	128 197	0.88	26 925	0.18	-	-	26 925	0.18
Very high HDI	202 742	1.93	-	-	202 742	1.93	44 212	0.31	-	-	44 212	0.31
World	382 069	1.01	-	-	382 069	1.01	89 929	0.21	-	-	89 929	0.21

Incidence, both sexes



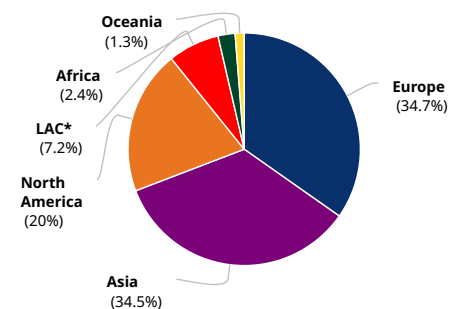
Population	Number
Asia	148 764
Europe	121 578
North America	65 208
*Latin America and the Caribbean	29 353
Africa	12 919
Oceania	4 247
Total	382 069

Mortality, both sexes



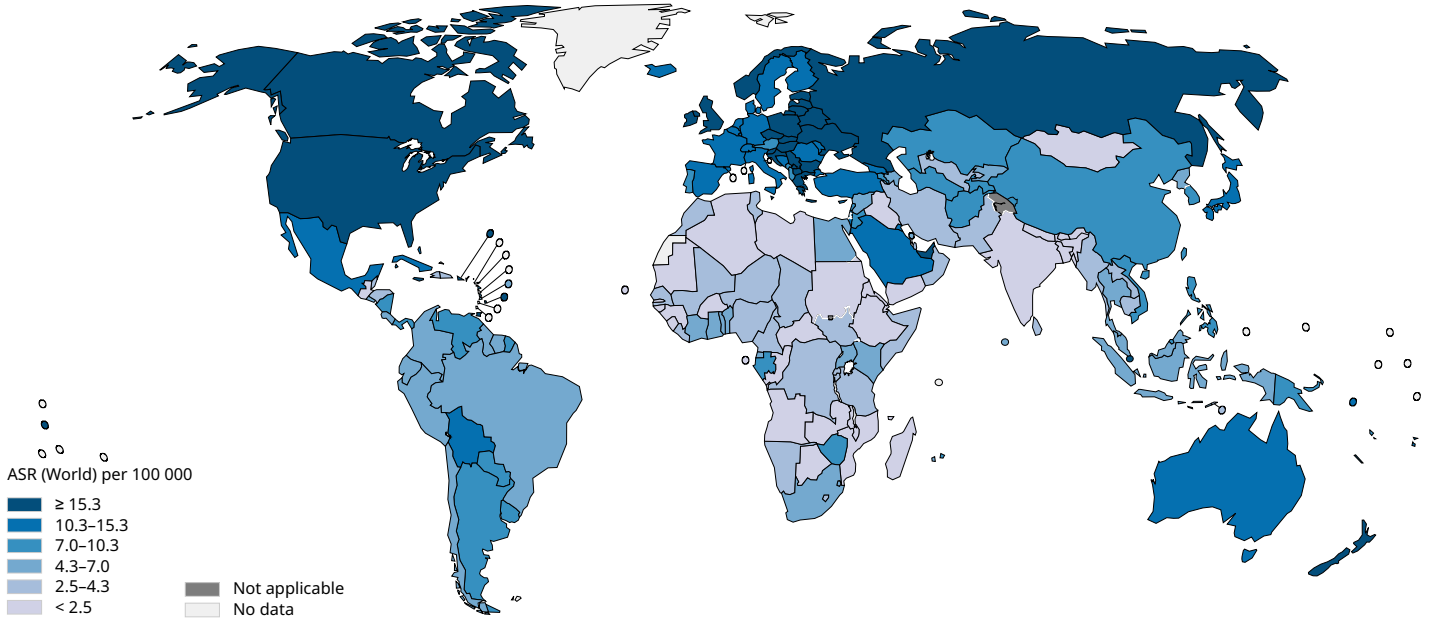
Population	Number
Asia	34 460
Europe	29 638
North America	11 898
*Latin America and the Caribbean	7 493
Africa	5 568
Oceania	872
Total	89 929

5-year prevalence, both sexes

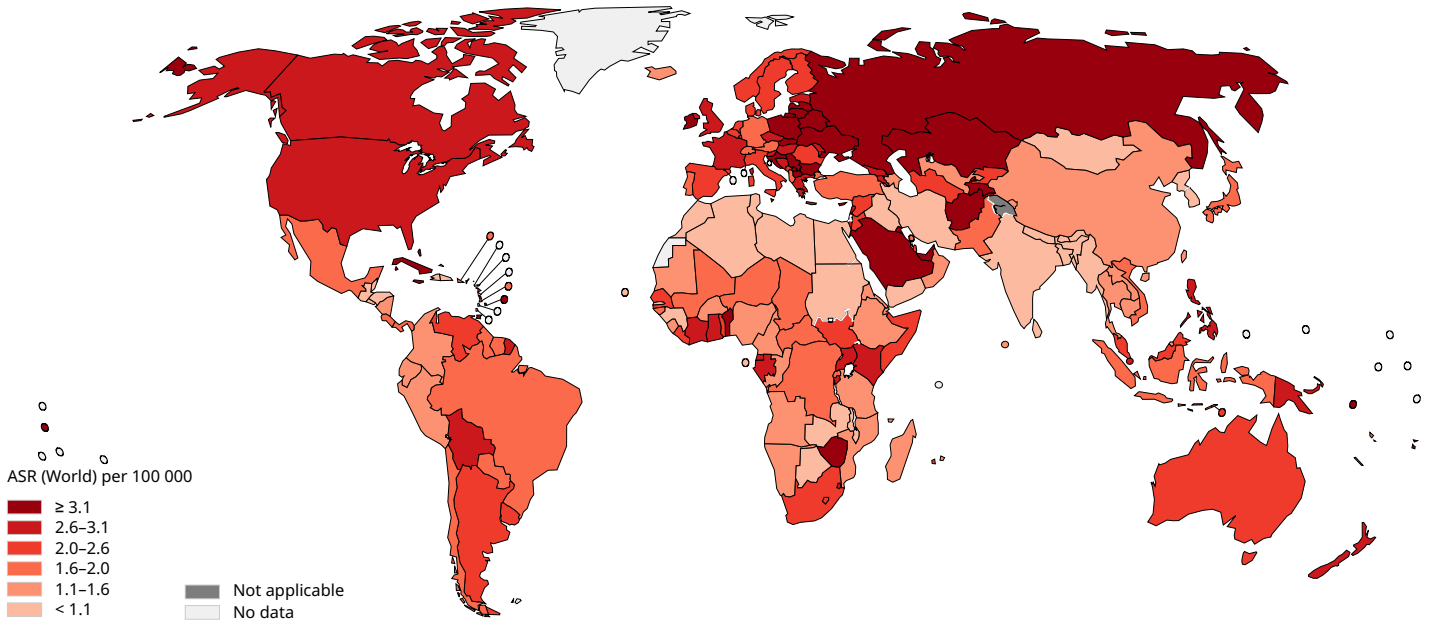


Population	Number
Europe	445 805
Asia	442 151
North America	257 038
*Latin America and the Caribbean	91 969
Africa	30 322
Oceania	16 063
Total	1 283 348

Age standardized (World) incidence rates, corpus uteri, all ages



Age standardized (World) mortality rates, corpus uteri, all ages

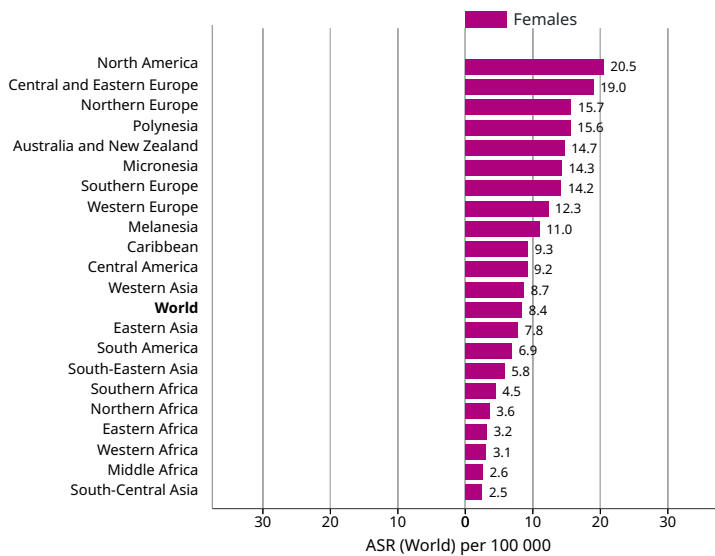


Data source: GLOBOCAN 2018  
 Graph production: IARC (<http://gco.iarc.fr/today>)  
 World Health Organization



© International Agency for Research on Cancer 2018

Age standardized (World) incidence rates, corpus uteri, by sex



Age standardized (World) incidence and mortality rates, corpus uteri

