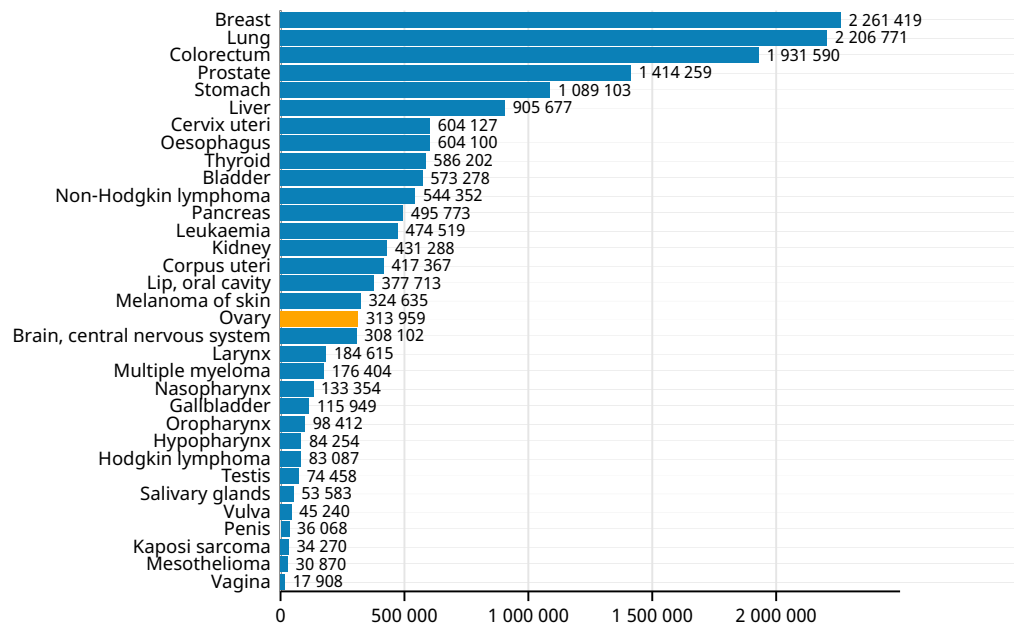


Ovary

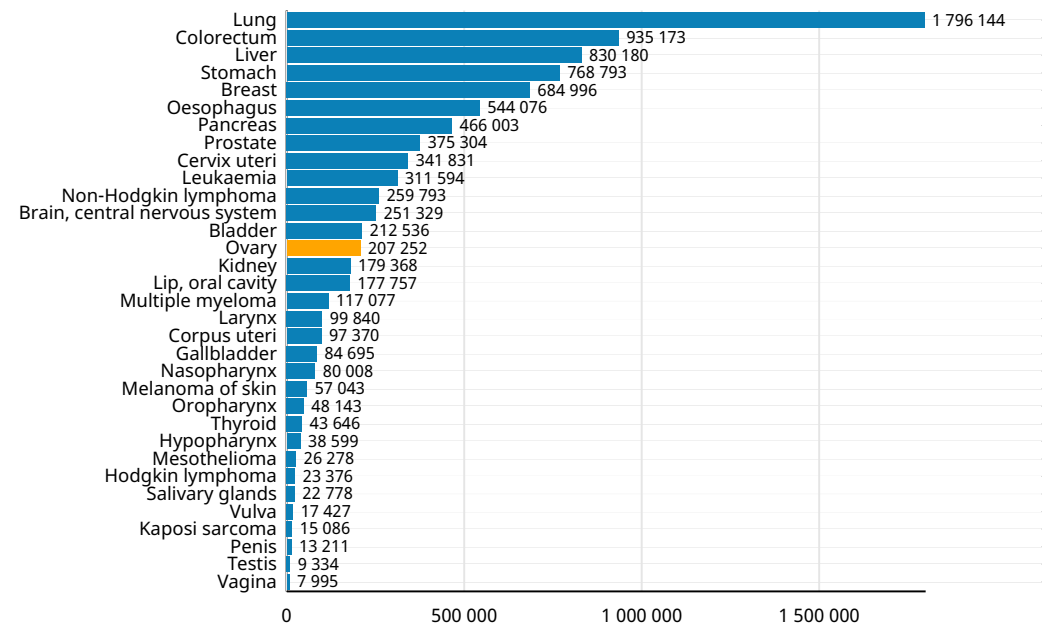
Source: Globocan 2020



Number of new cases in 2020, both sexes, all ages



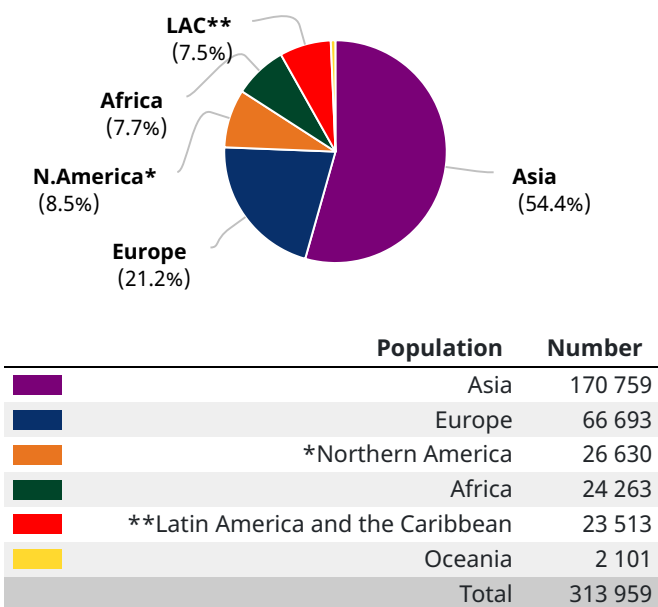
Number of deaths in 2020, both sexes, all ages



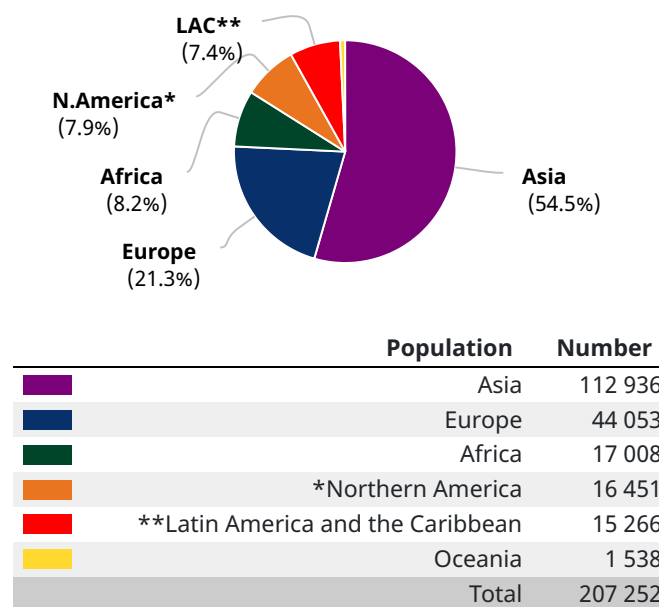
Cancer incidence and mortality statistics worldwide and by region

	Incidence						Mortality					
	Both sexes		Males		Females		Both sexes		Males		Females	
	New cases	Cum. risk 0-74 (%)	New cases	Cum. risk 0-74 (%)	New cases	Cum. risk 0-74 (%)	Deaths	Cum. risk 0-74 (%)	Deaths	Cum. risk 0-74 (%)	Deaths	Cum. risk 0-74 (%)
Eastern Africa	7 298	0.63	-	-	7 298	0.63	5 258	0.52	-	-	5 258	0.52
Middle Africa	2 279	0.47	-	-	2 279	0.47	1 675	0.39	-	-	1 675	0.39
Northern Africa	6 496	0.64	-	-	6 496	0.64	4 294	0.46	-	-	4 294	0.46
Southern Africa	1 575	0.54	-	-	1 575	0.54	1 047	0.38	-	-	1 047	0.38
Western Africa	6 615	0.63	-	-	6 615	0.63	4 734	0.52	-	-	4 734	0.52
Caribbean	1 350	0.50	-	-	1 350	0.50	989	0.37	-	-	989	0.37
Central America	5 987	0.65	-	-	5 987	0.65	3 698	0.43	-	-	3 698	0.43
South America	16 176	0.63	-	-	16 176	0.63	10 579	0.41	-	-	10 579	0.41
Northern America	26 630	0.91	-	-	26 630	0.91	16 451	0.48	-	-	16 451	0.48
Eastern Asia	71 353	0.61	-	-	71 353	0.61	45 690	0.39	-	-	45 690	0.39
South-Eastern Asia	31 169	0.88	-	-	31 169	0.88	20 012	0.60	-	-	20 012	0.60
South-Central Asia	59 730	0.68	-	-	59 730	0.68	41 407	0.53	-	-	41 407	0.53
Western Asia	8 507	0.75	-	-	8 507	0.75	5 827	0.55	-	-	5 827	0.55
Central and Eastern Europe	28 530	1.19	-	-	28 530	1.19	17 565	0.67	-	-	17 565	0.67
Western Europe	15 927	0.81	-	-	15 927	0.81	11 943	0.50	-	-	11 943	0.50
Southern Europe	12 779	0.89	-	-	12 779	0.89	8 015	0.48	-	-	8 015	0.48
Northern Europe	9 457	1.00	-	-	9 457	1.00	6 530	0.58	-	-	6 530	0.58
Australia and New Zealand	1 717	0.71	-	-	1 717	0.71	1 265	0.44	-	-	1 265	0.44
Melanesia	330	0.69	-	-	330	0.69	227	0.55	-	-	227	0.55
Polynesia	33	1.01	-	-	33	1.01	25	0.66	-	-	25	0.66
Micronesia	21	0.92	-	-	21	0.92	21	0.92	-	-	21	0.92
Low HDI	15 379	0.58	-	-	15 379	0.58	11 106	0.48	-	-	11 106	0.48
Medium HDI	65 594	0.66	-	-	65 594	0.66	45 598	0.51	-	-	45 598	0.51
High HDI	116 505	0.66	-	-	116 505	0.66	76 796	0.45	-	-	76 796	0.45
Very high HDI	116 347	0.93	-	-	116 347	0.93	73 655	0.51	-	-	73 655	0.51
World	313 959	0.73	-	-	313 959	0.73	207 252	0.49	-	-	207 252	0.49

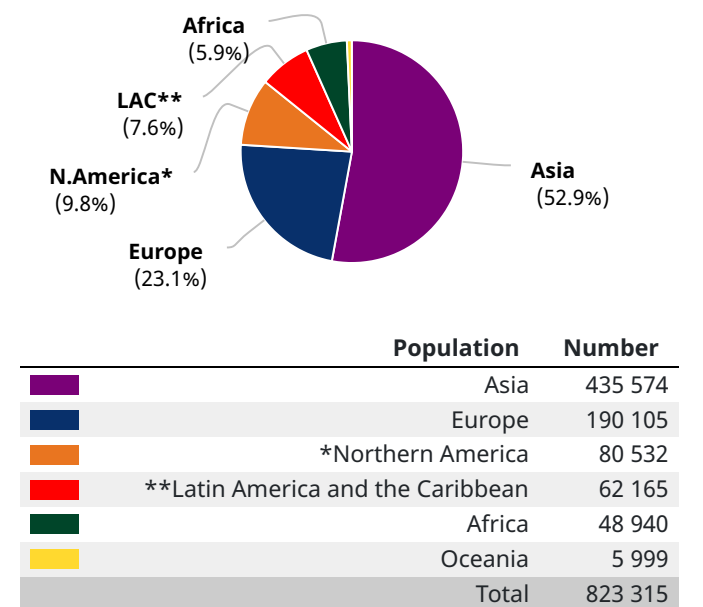
Incidence, both sexes



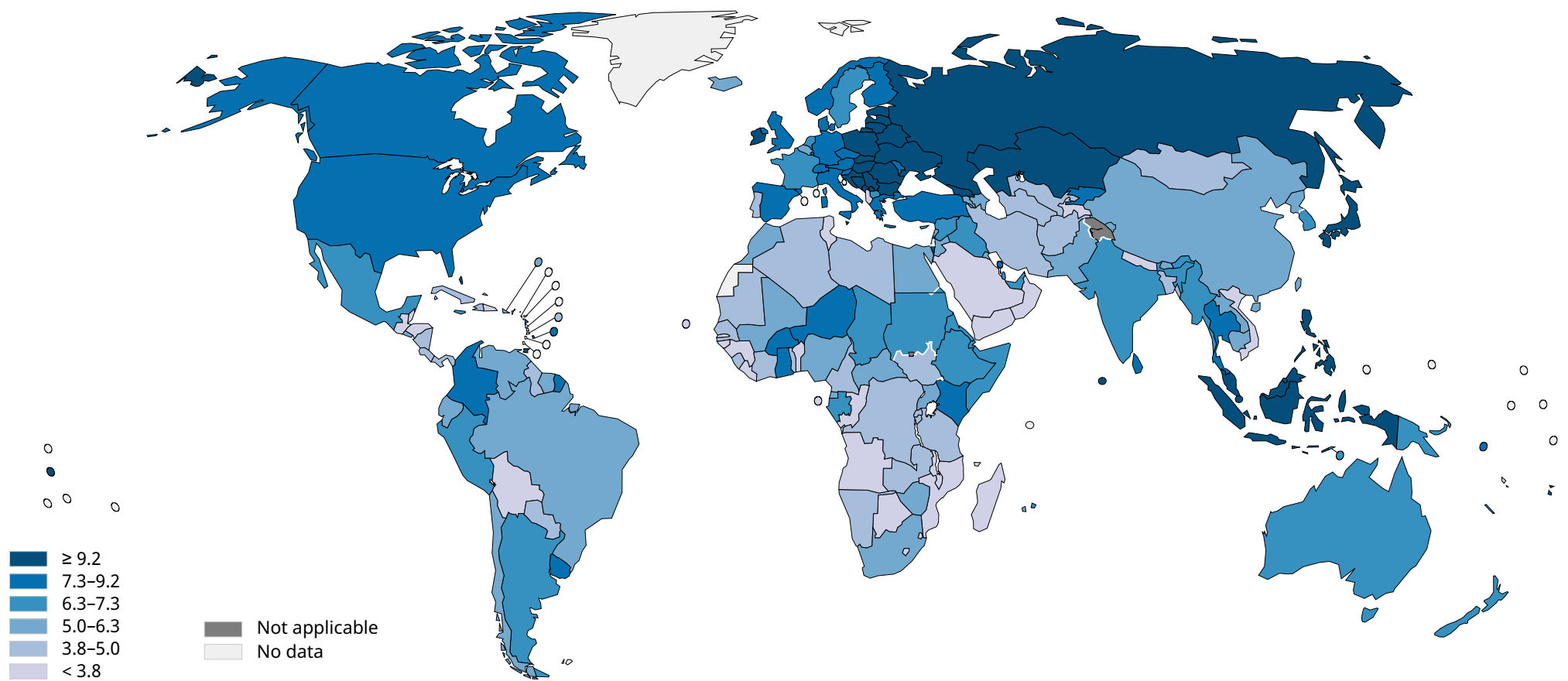
Mortality, both sexes



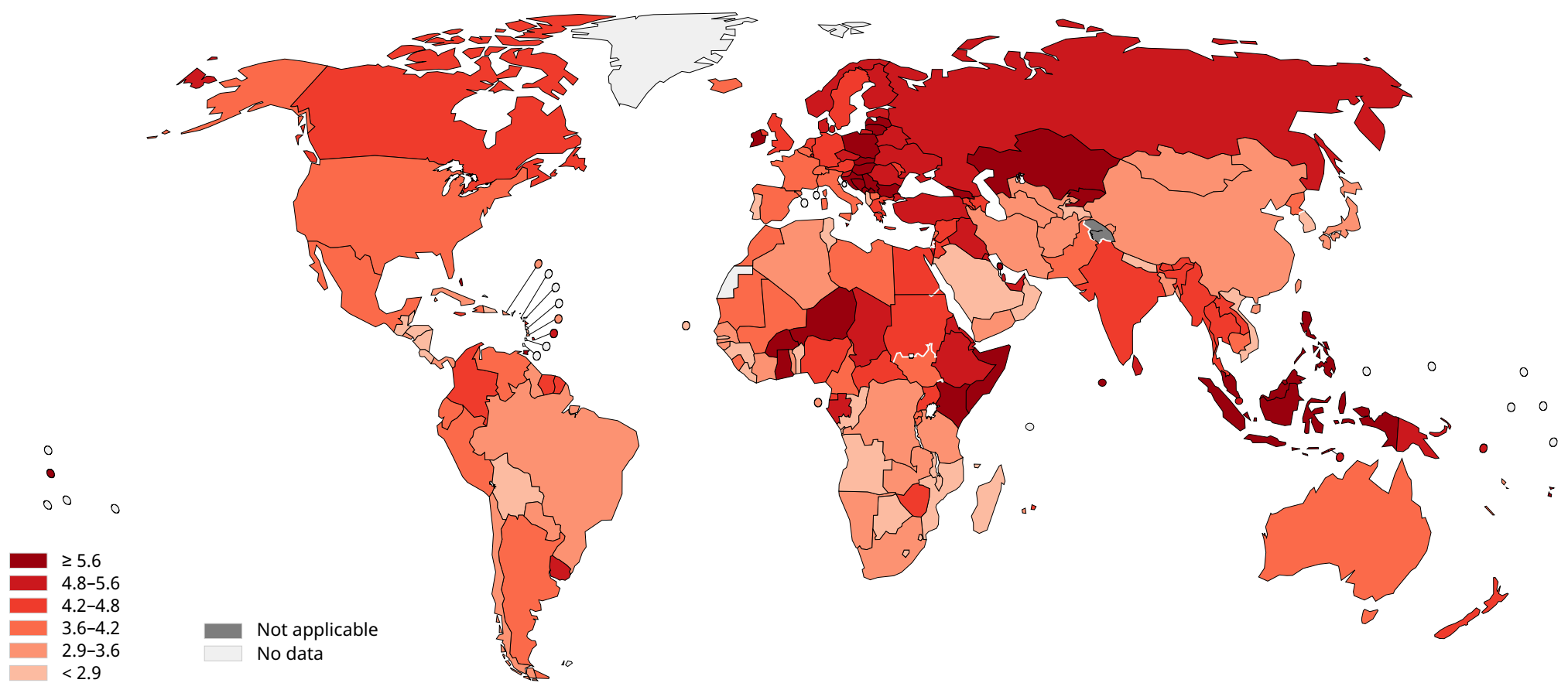
5-year prevalence, both sexes



Age standardized (World) incidence rates, ovary, all ages



Age standardized (World) mortality rates, ovary, all ages

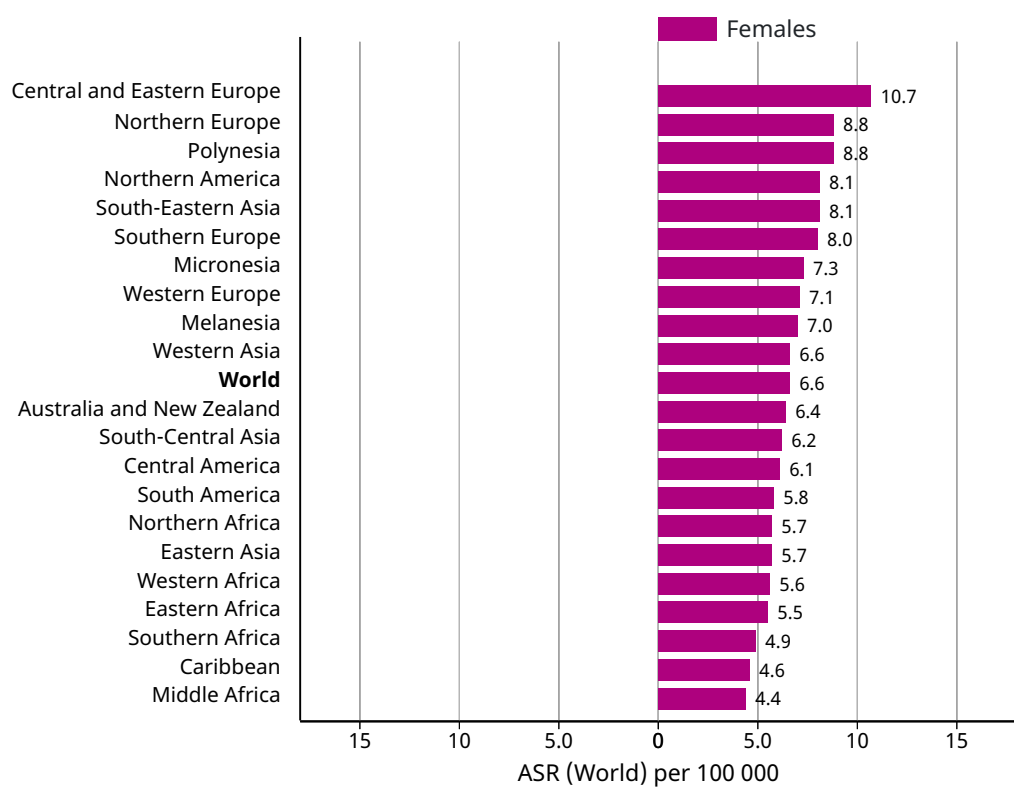


Data source: GLOBOCAN 2020
 Graph production: IARC (<https://gco.iarc.fr/today>)
 World Health Organization



© International Agency for Research on Cancer 2020

Age standardized (World) incidence rates, ovary, by sex



Age standardized (World) incidence and mortality rates, ovary

