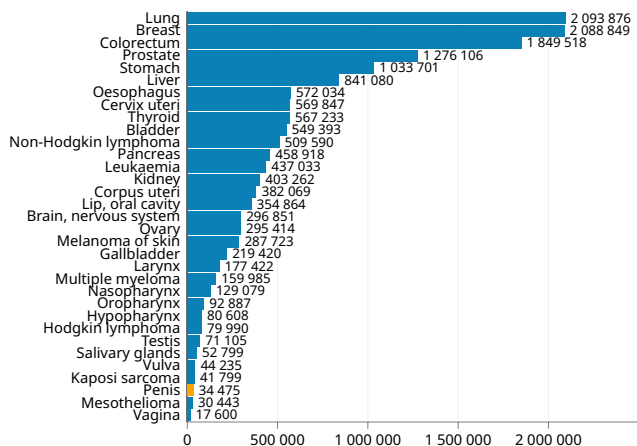


# Penis

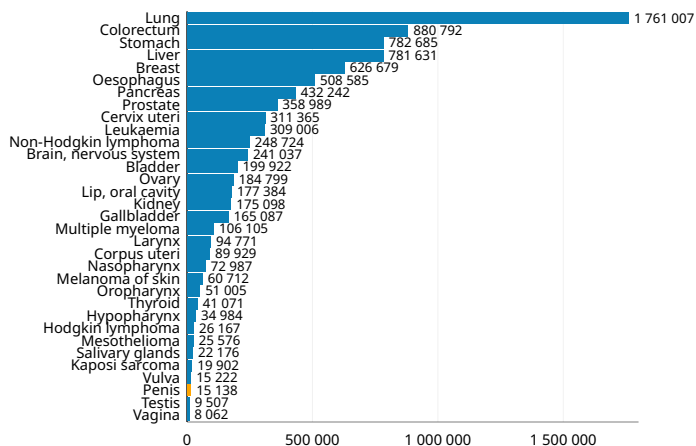
Source: Globocan 2018



Number of new cases in 2018, both sexes, all ages



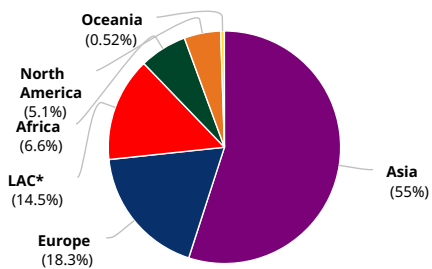
Number of deaths in 2018, both sexes, all ages



Cancer incidence and mortality statistics worldwide and by region

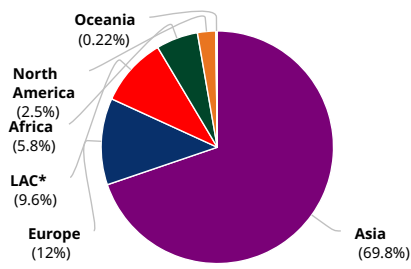
	Incidence						Mortality					
	Both sexes		Males		Females		Both sexes		Males		Females	
	New cases	Cum. risk 0-74 (%)	New cases	Cum. risk 0-74 (%)	New cases	Cum. risk 0-74 (%)	Deaths	Cum. risk 0-74 (%)	Deaths	Cum. risk 0-74 (%)	Deaths	Cum. risk 0-74 (%)
Eastern Africa	1 291	0.12	1 291	0.12	-	-	517	0.05	517	0.05	-	-
Middle Africa	475	0.11	475	0.11	-	-	200	0.04	200	0.04	-	-
Northern Africa	46	0.01	46	0.01	-	-	24	0.00	24	0.00	-	-
Southern Africa	342	0.16	342	0.16	-	-	88	0.04	88	0.04	-	-
Western Africa	125	0.01	125	0.01	-	-	52	0.00	52	0.00	-	-
Caribbean	413	0.16	413	0.16	-	-	110	0.03	110	0.03	-	-
Central America	901	0.12	901	0.12	-	-	240	0.03	240	0.03	-	-
South America	3 678	0.14	3 678	0.14	-	-	1 103	0.04	1 103	0.04	-	-
North America	1 748	0.06	1 748	0.06	-	-	383	0.01	383	0.01	-	-
Eastern Asia	5 082	0.04	5 082	0.04	-	-	1 792	0.01	1 792	0.01	-	-
South-Eastern Asia	2 448	0.09	2 448	0.09	-	-	965	0.04	965	0.04	-	-
South-Central Asia	11 338	0.16	11 338	0.16	-	-	7 756	0.11	7 756	0.11	-	-
Western Asia	86	0.01	86	0.01	-	-	52	0.01	52	0.01	-	-
Central and Eastern Europe	1 835	0.10	1 835	0.10	-	-	739	0.04	739	0.04	-	-
Western Europe	1 795	0.10	1 795	0.10	-	-	414	0.02	414	0.02	-	-
Southern Europe	1 518	0.10	1 518	0.10	-	-	429	0.02	429	0.02	-	-
Northern Europe	1 176	0.14	1 176	0.14	-	-	241	0.02	241	0.02	-	-
Australia and New Zealand	133	0.05	133	0.05	-	-	22	0.01	22	0.01	-	-
Melanesia	45	0.12	45	0.12	-	-	11	0.04	11	0.04	-	-
Polynesia	0	0	0	0	-	-	0	0	0	0	-	-
Micronesia	0	0	0	0	-	-	0	0	0	0	-	-
Low HDI	1 873	0.07	1 873	0.07	-	-	789	0.03	789	0.03	-	-
Medium HDI	13 832	0.14	13 832	0.14	-	-	8 642	0.09	8 642	0.09	-	-
High HDI	10 044	0.06	10 044	0.06	-	-	3 307	0.02	3 307	0.02	-	-
Very high HDI	8 715	0.08	8 715	0.08	-	-	2 399	0.02	2 399	0.02	-	-
World	34 475	0.09	34 475	0.09	-	-	15 138	0.04	15 138	0.04	-	-

Incidence, both sexes



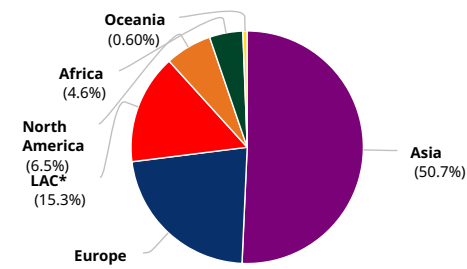
Population	Number
Asia	18 954
Europe	6 324
*Latin America and the Caribbean	4 992
Africa	2 279
North America	1 748
Oceania	178
Total	34 475

Mortality, both sexes



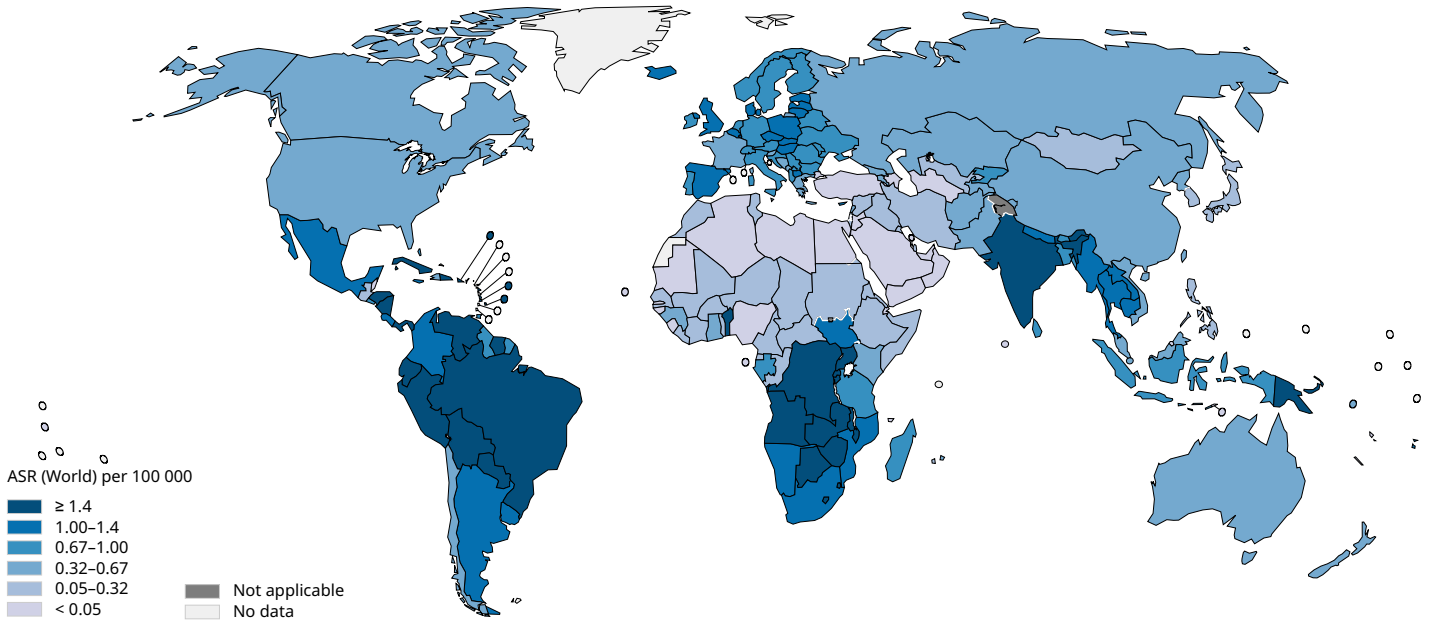
Population	Number
Asia	10 565
Europe	1 823
*Latin America and the Caribbean	1 453
Africa	881
North America	383
Oceania	33
Total	15 138

5-year prevalence, both sexes

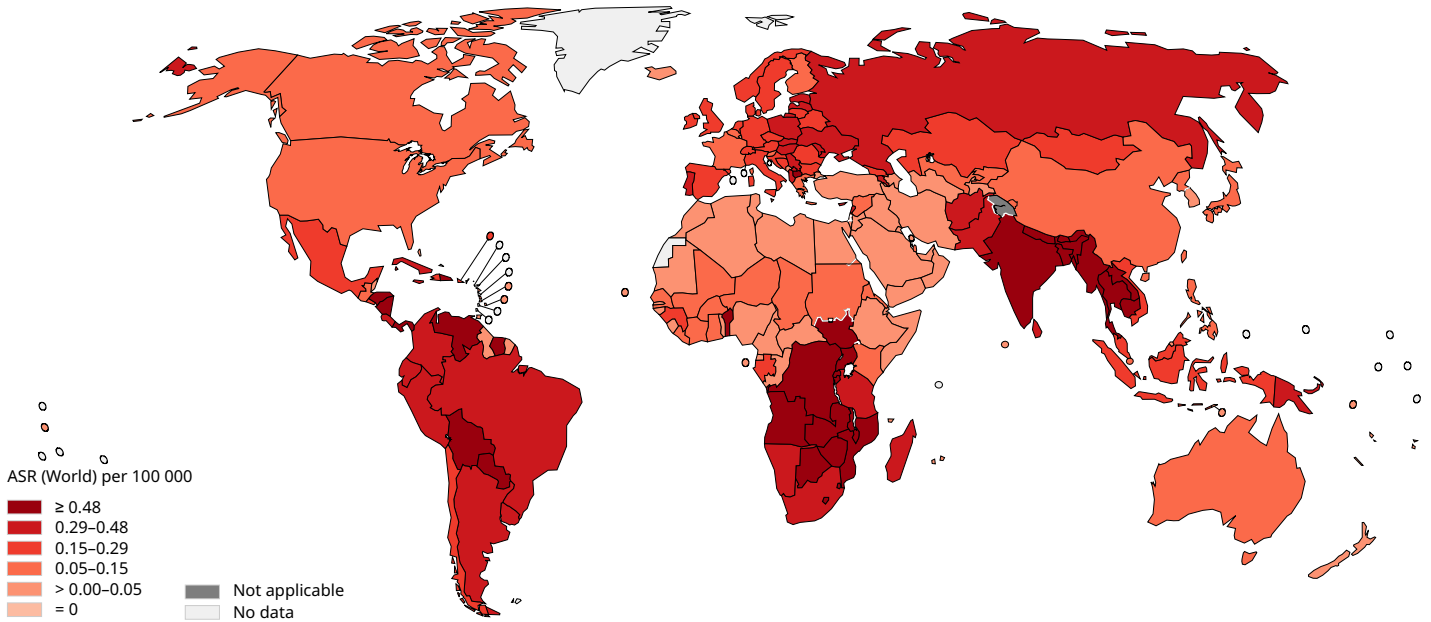


Population	Number
Asia	47 598
Europe	20 925
*Latin America and the Caribbean	14 330
North America	6 082
Africa	4 356
Oceania	559
Total	93 850

### Age standardized (World) incidence rates, penis, all ages



### Age standardized (World) mortality rates, penis, all ages

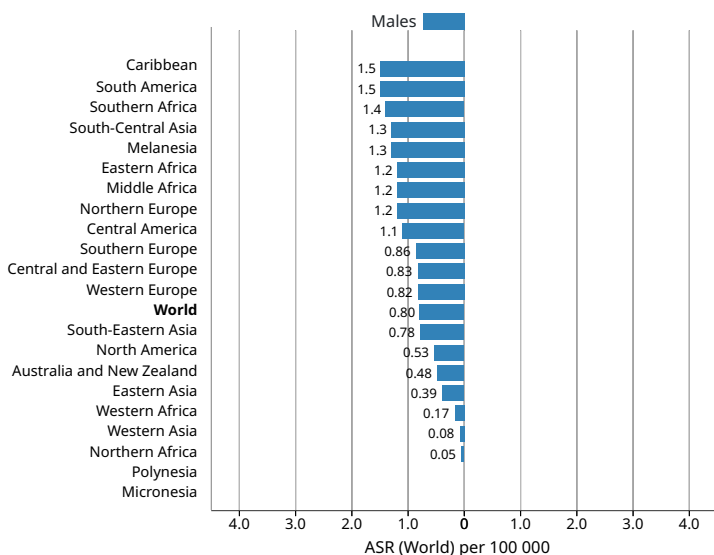


Data source: GLOBOCAN 2018  
 Graph production: IARC (<http://gco.iarc.fr/today>)  
 World Health Organization



© International Agency for Research on Cancer 2018

### Age standardized (World) incidence rates, penis, by sex



### Age standardized (World) incidence and mortality rates, penis

