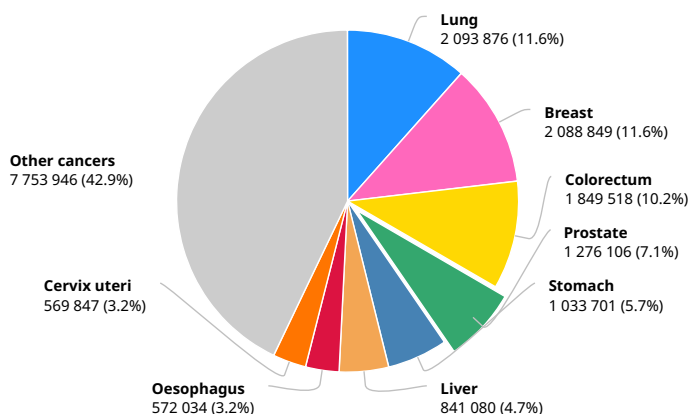


Prostate

Source: Globocan 2018

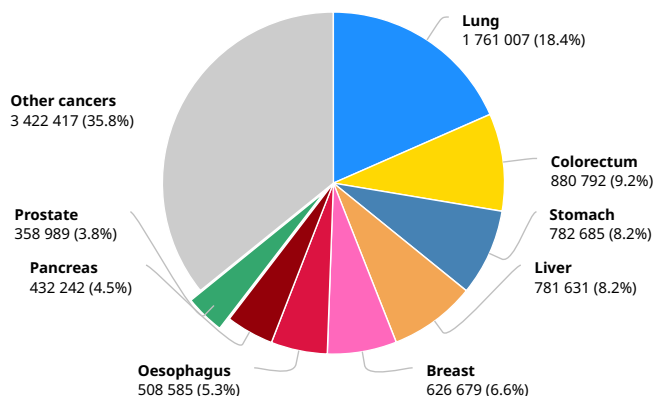


Number of new cases in 2018, both sexes, all ages



Total: 18 078 957 cases

Number of deaths in 2018, both sexes, all ages

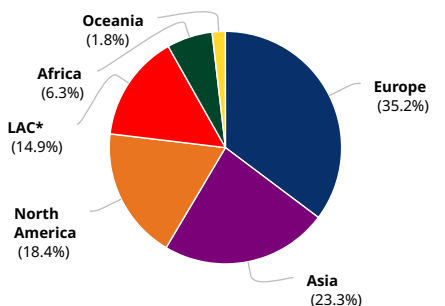


Total: 9 555 027 deaths

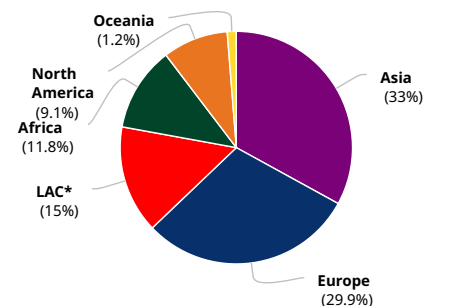
Cancer incidence and mortality statistics worldwide and by region

	Incidence						Mortality					
	Both sexes		Males		Females		Both sexes		Males		Females	
	New cases	Cum. risk 0-74 (%)	New cases	Cum. risk 0-74 (%)	New cases	Cum. risk 0-74 (%)	Deaths	Cum. risk 0-74 (%)	Deaths	Cum. risk 0-74 (%)	Deaths	Cum. risk 0-74 (%)
Eastern Africa	20 816	1.25	20 816	2.74	-	-	12 790	0.62	12 790	1.37	-	-
Middle Africa	11 666	1.91	11 666	4.07	-	-	7 133	0.98	7 133	2.13	-	-
Northern Africa	11 770	0.70	11 770	1.45	-	-	5 148	0.11	5 148	0.23	-	-
Southern Africa	12 950	3.02	12 950	7.04	-	-	4 699	0.85	4 699	2.07	-	-
Western Africa	23 769	1.78	23 769	3.72	-	-	12 528	0.84	12 528	1.77	-	-
Caribbean	17 563	3.85	17 563	7.93	-	-	8 605	0.96	8 605	2.02	-	-
Central America	33 711	2.50	33 711	5.21	-	-	9 921	0.41	9 921	0.87	-	-
South America	139 111	3.51	139 111	7.49	-	-	35 272	0.50	35 272	1.09	-	-
North America	234 278	4.67	234 278	9.50	-	-	32 686	0.30	32 686	0.64	-	-
Eastern Asia	193 638	0.82	193 638	1.66	-	-	68 472	0.16	68 472	0.32	-	-
South-Eastern Asia	35 386	0.70	35 386	1.51	-	-	14 914	0.19	14 914	0.41	-	-
South-Central Asia	41 145	0.29	41 145	0.59	-	-	27 015	0.17	27 015	0.34	-	-
Western Asia	27 046	1.59	27 046	3.33	-	-	8 026	0.28	8 026	0.59	-	-
Central and Eastern Europe	98 138	2.32	98 138	5.61	-	-	33 684	0.58	33 684	1.44	-	-
Western Europe	160 684	4.84	160 684	9.76	-	-	32 014	0.36	32 014	0.75	-	-
Southern Europe	99 548	3.94	99 548	8.15	-	-	20 522	0.27	20 522	0.58	-	-
Northern Europe	91 391	5.35	91 391	10.77	-	-	21 095	0.45	21 095	0.94	-	-
Australia and New Zealand	22 096	5.48	22 096	10.89	-	-	3 961	0.34	3 961	0.70	-	-
Melanesia	1 078	1.99	1 078	4.20	-	-	401	0.48	401	1.03	-	-
Polynesia	217	3.99	217	8.07	-	-	67	0.86	67	1.79	-	-
Micronesia	105	2.28	105	4.52	-	-	36	0.59	36	1.20	-	-
Low HDI	53 890	1.41	53 890	3.01	-	-	31 129	0.68	31 129	1.46	-	-
Medium HDI	94 077	0.49	94 077	1.02	-	-	48 954	0.19	48 954	0.40	-	-
High HDI	324 685	1.17	324 685	2.41	-	-	120 204	0.26	120 204	0.53	-	-
Very high HDI	802 294	3.81	802 294	7.92	-	-	158 335	0.33	158 335	0.72	-	-
World	1 276 106	1.80	1 276 106	3.73	-	-	358 989	0.29	358 989	0.60	-	-

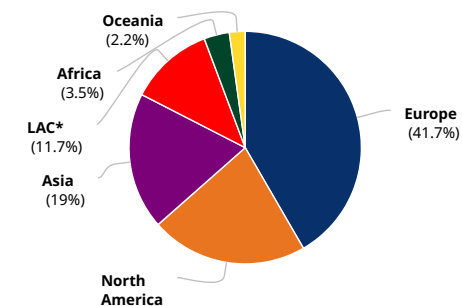
Incidence, both sexes



Mortality, both sexes



5-year prevalence, both sexes

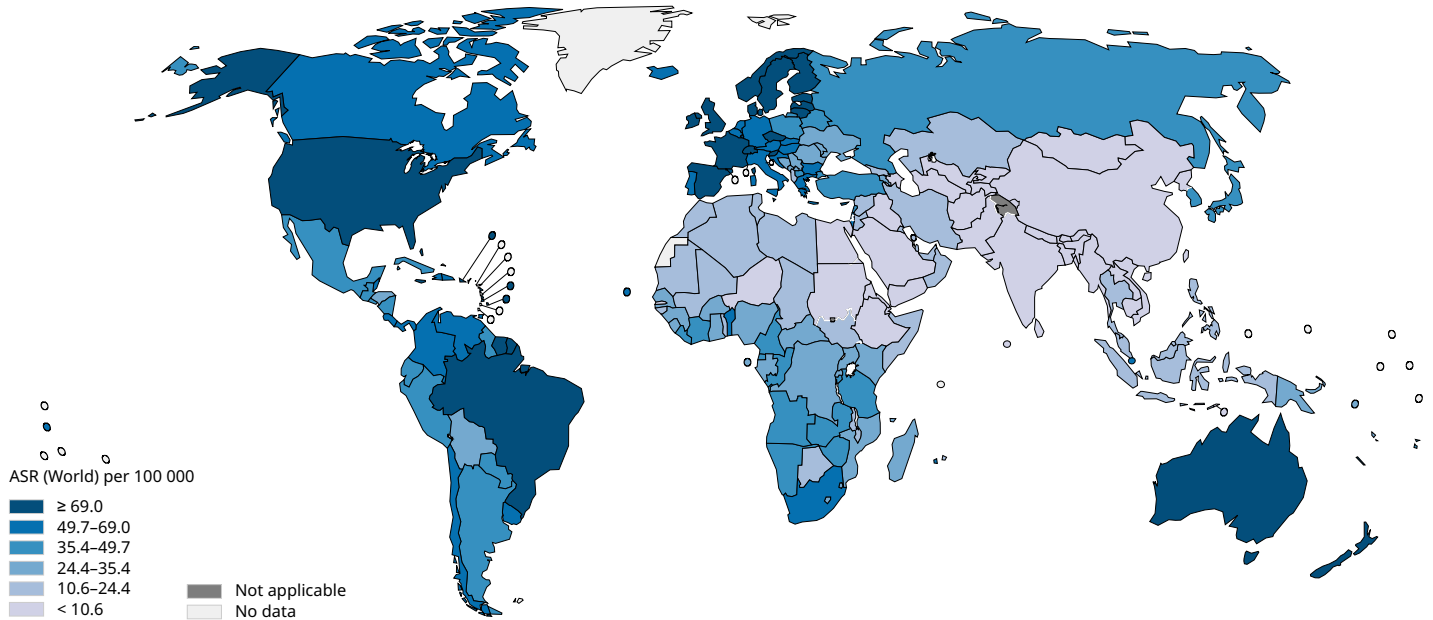


Region	Population	Number
Europe	449 761	
Asia	297 215	
North America	234 278	
*Latin America and the Caribbean	190 385	
Africa	80 971	
Oceania	23 496	
Total	1 276 106	

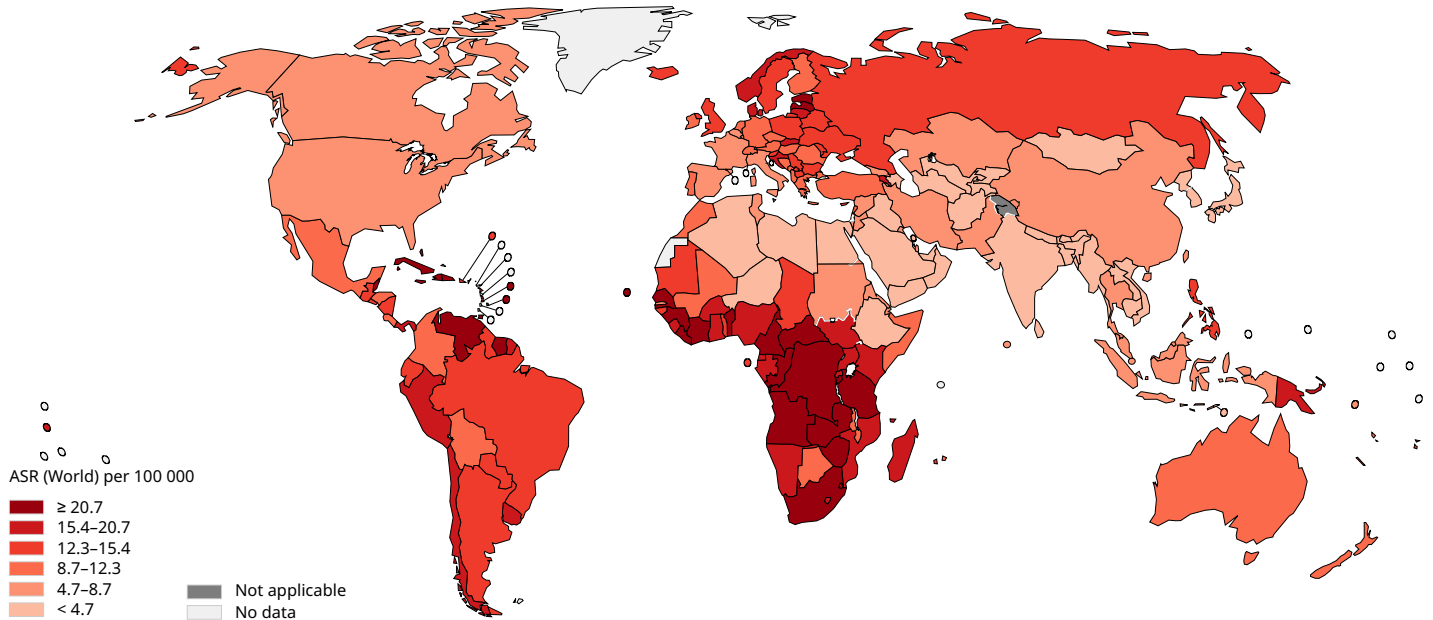
Region	Population	Number
Asia	118 427	
Europe	107 315	
*Latin America and the Caribbean	53 798	
Africa	42 298	
North America	32 686	
Oceania	4 465	
Total	358 989	

Region	Population	Number
Europe	1 551 420	
North America	813 547	
Asia	709 088	
*Latin America and the Caribbean	437 476	
Africa	131 423	
Oceania	81 704	
Total	3 724 658	

Age standardized (World) incidence rates, prostate, all ages



Age standardized (World) mortality rates, prostate, all ages

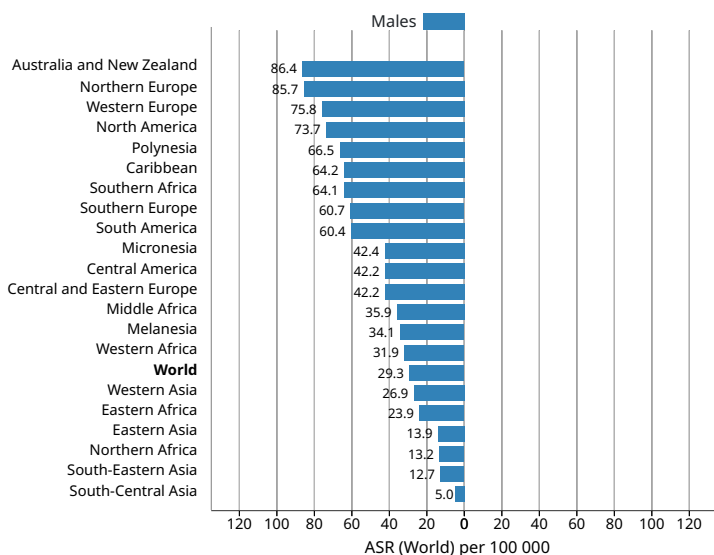


Data source: GLOBOCAN 2018
 Graph production: IARC (<http://gco.iarc.fr/today>)
 World Health Organization



© International Agency for Research on Cancer 2018

Age standardized (World) incidence rates, prostate, by sex



Age standardized (World) incidence and mortality rates, prostate

