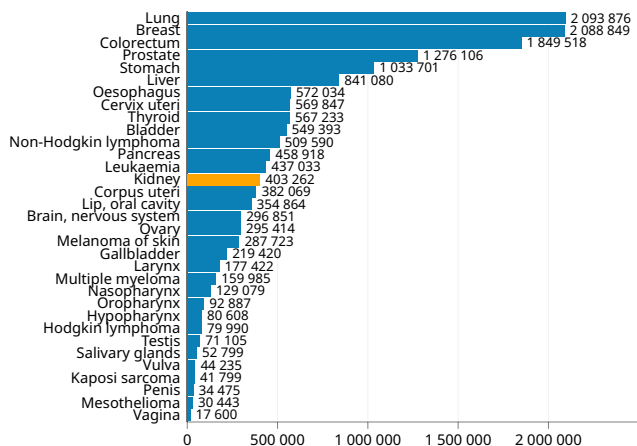


# Kidney

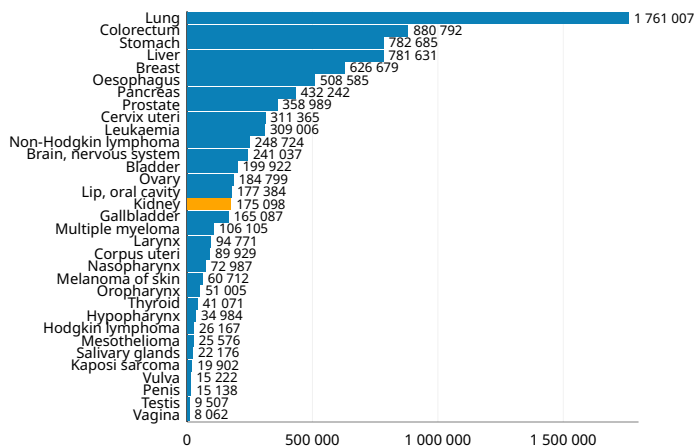
Source: Globocan 2018



Number of new cases in 2018, both sexes, all ages



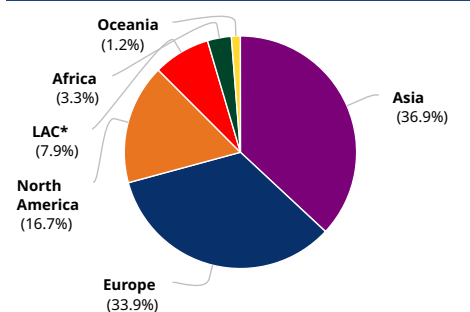
Number of deaths in 2018, both sexes, all ages



Cancer incidence and mortality statistics worldwide and by region

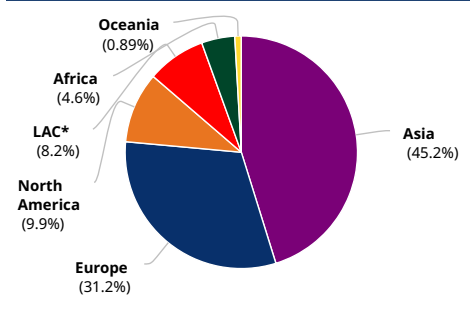
|                            | Incidence  |                    |           |                    |           |                    | Mortality  |                    |         |                    |         |                    |
|----------------------------|------------|--------------------|-----------|--------------------|-----------|--------------------|------------|--------------------|---------|--------------------|---------|--------------------|
|                            | Both sexes |                    | Males     |                    | Females   |                    | Both sexes |                    | Males   |                    | Females |                    |
|                            | New cases  | Cum. risk 0-74 (%) | New cases | Cum. risk 0-74 (%) | New cases | Cum. risk 0-74 (%) | Deaths     | Cum. risk 0-74 (%) | Deaths  | Cum. risk 0-74 (%) | Deaths  | Cum. risk 0-74 (%) |
| Eastern Africa             | 3 920      | 0.10               | 1 852     | 0.10               | 2 068     | 0.11               | 2 444      | 0.09               | 1 190   | 0.10               | 1 254   | 0.08               |
| Middle Africa              | 1 307      | 0.07               | 696       | 0.07               | 611       | 0.07               | 792        | 0.07               | 420     | 0.07               | 372     | 0.06               |
| Northern Africa            | 4 249      | 0.21               | 2 502     | 0.27               | 1 747     | 0.16               | 2 525      | 0.13               | 1 523   | 0.16               | 1 002   | 0.10               |
| Southern Africa            | 1 129      | 0.23               | 715       | 0.36               | 414       | 0.14               | 611        | 0.13               | 401     | 0.20               | 210     | 0.07               |
| Western Africa             | 2 815      | 0.09               | 1 360     | 0.10               | 1 455     | 0.09               | 1 758      | 0.08               | 903     | 0.09               | 855     | 0.07               |
| Caribbean                  | 1 613      | 0.35               | 968       | 0.46               | 645       | 0.25               | 659        | 0.13               | 409     | 0.19               | 250     | 0.08               |
| Central America            | 5 449      | 0.36               | 3 118     | 0.45               | 2 331     | 0.29               | 3 243      | 0.22               | 1 981   | 0.29               | 1 262   | 0.15               |
| South America              | 24 876     | 0.58               | 15 211    | 0.78               | 9 665     | 0.40               | 10 386     | 0.23               | 6 680   | 0.33               | 3 706   | 0.14               |
| North America              | 67 424     | 1.26               | 42 351    | 1.67               | 25 073    | 0.88               | 17 258     | 0.26               | 11 456  | 0.38               | 5 802   | 0.14               |
| Eastern Asia               | 104 868    | 0.45               | 69 686    | 0.62               | 35 182    | 0.29               | 54 277     | 0.20               | 36 601  | 0.28               | 17 676  | 0.11               |
| South-Eastern Asia         | 10 649     | 0.18               | 6 969     | 0.26               | 3 680     | 0.11               | 5 789      | 0.09               | 3 710   | 0.13               | 2 079   | 0.06               |
| South-Central Asia         | 24 363     | 0.15               | 15 065    | 0.20               | 9 298     | 0.11               | 14 734     | 0.10               | 9 554   | 0.13               | 5 180   | 0.06               |
| Western Asia               | 9 067      | 0.45               | 5 871     | 0.60               | 3 196     | 0.30               | 4 349      | 0.22               | 2 849   | 0.30               | 1 500   | 0.14               |
| Central and Eastern Europe | 49 207     | 1.17               | 28 358    | 1.61               | 20 849    | 0.84               | 20 895     | 0.45               | 13 319  | 0.73               | 7 576   | 0.24               |
| Western Europe             | 39 563     | 1.14               | 25 678    | 1.59               | 13 885    | 0.71               | 16 881     | 0.33               | 10 776  | 0.48               | 6 105   | 0.18               |
| Southern Europe            | 26 889     | 0.99               | 17 951    | 1.43               | 8 938     | 0.58               | 9 663      | 0.26               | 6 424   | 0.39               | 3 239   | 0.13               |
| Northern Europe            | 20 856     | 1.16               | 12 941    | 1.54               | 7 915     | 0.81               | 7 270      | 0.29               | 4 573   | 0.42               | 2 697   | 0.17               |
| Australia and New Zealand  | 4 873      | 1.11               | 3 110     | 1.47               | 1 763     | 0.75               | 1 499      | 0.26               | 1 004   | 0.37               | 495     | 0.14               |
| Melanesia                  | 95         | 0.14               | 65        | 0.21               | 30        | 0.09               | 54         | 0.09               | 39      | 0.13               | 15      | 0.05               |
| Polynesia                  | 35         | 0.64               | 25        | 0.96               | 10        | 0.34               | 3          | 0.07               | 2       | 0.09               | 1       | 0.05               |
| Micronesia                 | 15         | 0.30               | 15        | 0.62               | 0         | 0                  | 8          | 0.11               | 8       | 0.22               | 0       | 0                  |
| Low HDI                    | 8 843      | 0.10               | 4 455     | 0.11               | 4 388     | 0.10               | 5 467      | 0.09               | 2 856   | 0.10               | 2 611   | 0.07               |
| Medium HDI                 | 35 131     | 0.16               | 21 707    | 0.21               | 13 424    | 0.11               | 21 181     | 0.10               | 13 539  | 0.13               | 7 642   | 0.06               |
| High HDI                   | 119 534    | 0.42               | 75 715    | 0.54               | 43 819    | 0.29               | 65 604     | 0.21               | 43 840  | 0.29               | 21 764  | 0.13               |
| Very high HDI              | 239 567    | 1.10               | 152 505   | 1.51               | 87 062    | 0.72               | 82 786     | 0.29               | 53 543  | 0.43               | 29 243  | 0.16               |
| World                      | 403 262    | 0.52               | 254 507   | 0.69               | 148 755   | 0.35               | 175 098    | 0.20               | 113 822 | 0.28               | 61 276  | 0.12               |

Incidence, both sexes



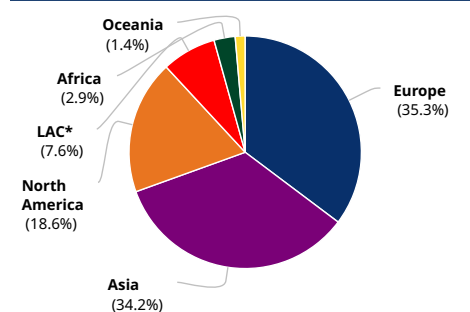
| Population                       | Number  |
|----------------------------------|---------|
| Asia                             | 148 947 |
| Europe                           | 136 515 |
| North America                    | 67 424  |
| *Latin America and the Caribbean | 31 938  |
| Africa                           | 13 420  |
| Oceania                          | 5 018   |
| Total                            | 403 262 |

Mortality, both sexes



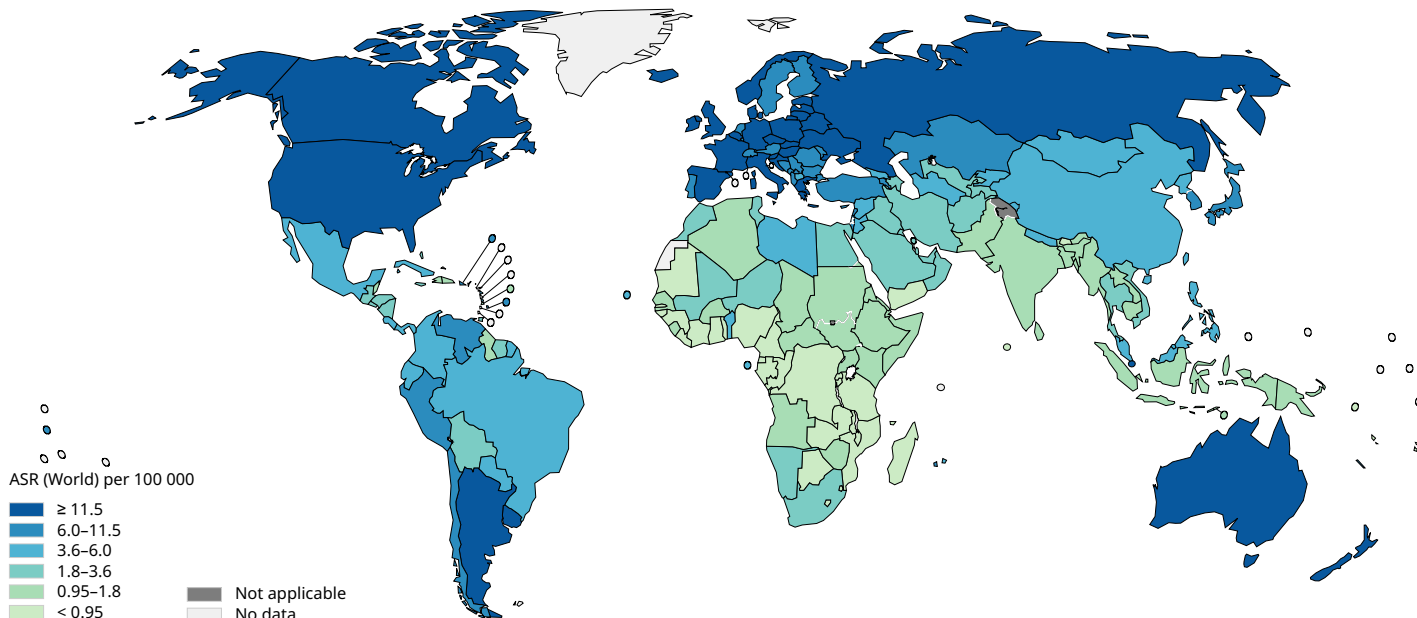
| Population                       | Number  |
|----------------------------------|---------|
| Asia                             | 79 149  |
| Europe                           | 54 709  |
| North America                    | 17 258  |
| *Latin America and the Caribbean | 14 288  |
| Africa                           | 8 130   |
| Oceania                          | 1 564   |
| Total                            | 175 098 |

5-year prevalence, both sexes

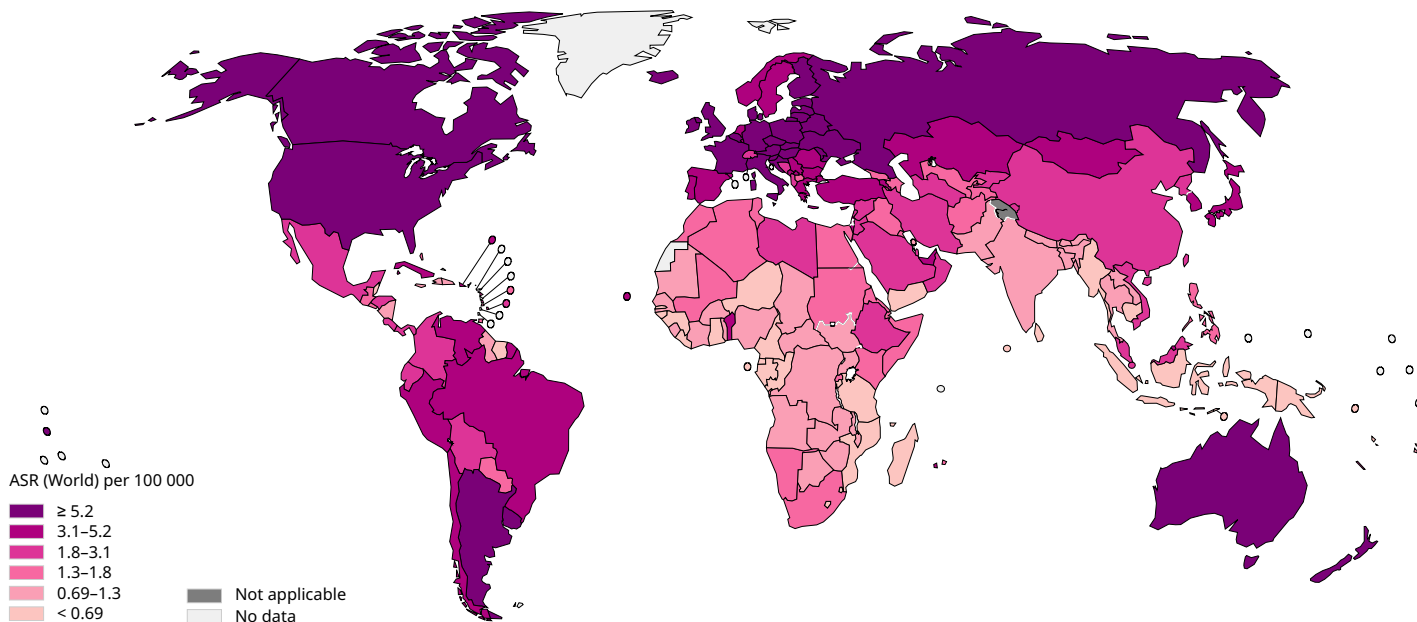


| Population                       | Number    |
|----------------------------------|-----------|
| Europe                           | 361 629   |
| Asia                             | 351 271   |
| North America                    | 190 876   |
| *Latin America and the Caribbean | 77 682    |
| Africa                           | 30 108    |
| Oceania                          | 14 164    |
| Total                            | 1 025 730 |

Age standardized (World) incidence rates, kidney, males, all ages



Age standardized (World) incidence rates, kidney, females, all ages

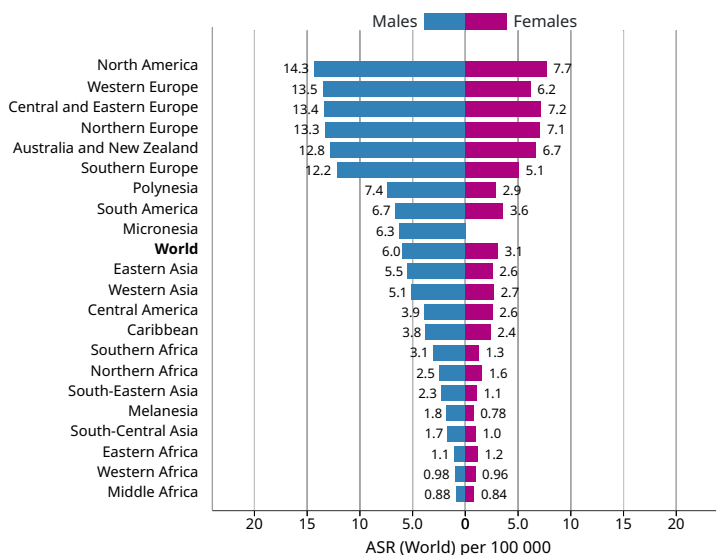


Data source: GLOBOCAN 2018  
 Graph production: IARC (<http://gco.iarc.fr/today>)  
 World Health Organization



© International Agency for Research on Cancer 2018

Age standardized (World) incidence rates, kidney, by sex



Age standardized (World) incidence and mortality rates, kidney

