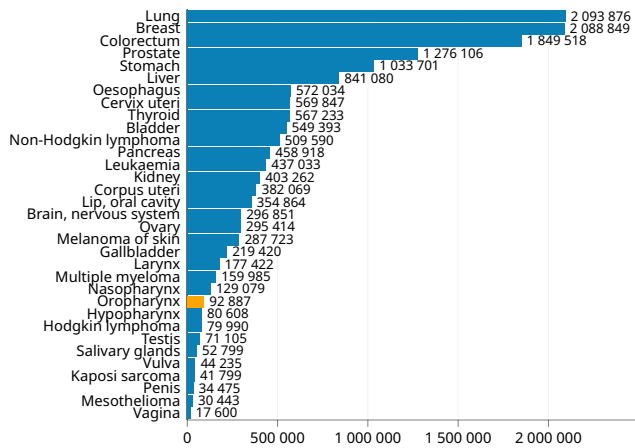


Oropharynx

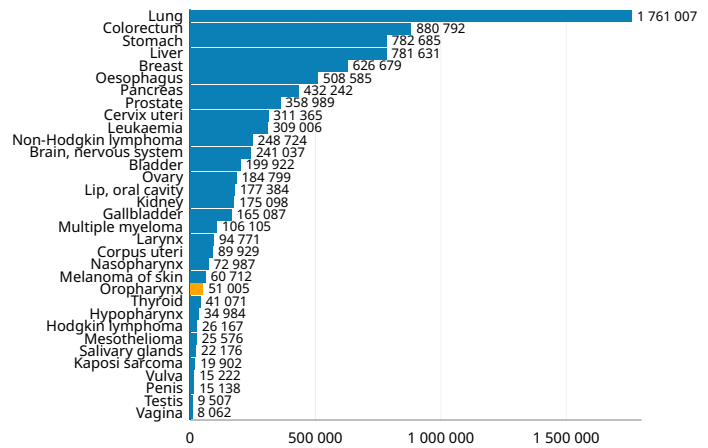
Source: Globocan 2018



Number of new cases in 2018, both sexes, all ages



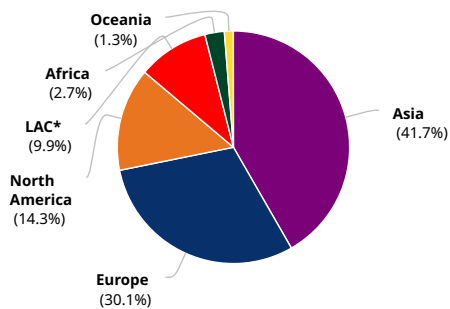
Number of deaths in 2018, both sexes, all ages



Cancer incidence and mortality statistics worldwide and by region

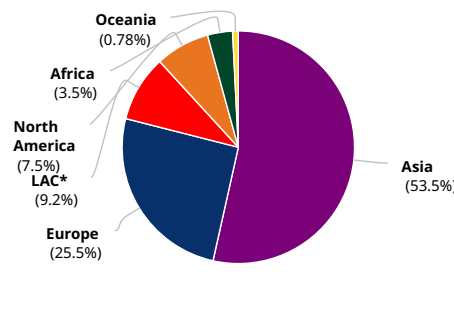
	Incidence						Mortality					
	Both sexes		Males		Females		Both sexes		Males		Females	
	New cases	Cum. risk 0-74 (%)	New cases	Cum. risk 0-74 (%)	New cases	Cum. risk 0-74 (%)	Deaths	Cum. risk 0-74 (%)	Deaths	Cum. risk 0-74 (%)	Deaths	Cum. risk 0-74 (%)
Eastern Africa	775	0.04	435	0.05	340	0.03	615	0.03	355	0.04	260	0.02
Middle Africa	353	0.05	282	0.08	71	0.02	296	0.05	243	0.07	53	0.02
Northern Africa	399	0.02	266	0.03	133	0.01	145	0.01	103	0.01	42	0.00
Southern Africa	434	0.09	334	0.16	100	0.04	282	0.06	220	0.12	62	0.02
Western Africa	553	0.03	371	0.04	182	0.02	442	0.02	302	0.03	140	0.01
Caribbean	1 411	0.29	1 140	0.53	271	0.08	603	0.12	502	0.23	101	0.02
Central America	640	0.03	476	0.06	164	0.01	382	0.02	300	0.04	82	0.01
South America	7 129	0.16	5 749	0.28	1 380	0.05	3 718	0.09	3 114	0.16	604	0.02
North America	13 320	0.28	10 923	0.48	2 397	0.09	3 846	0.07	2 963	0.12	883	0.03
Eastern Asia	10 195	0.05	8 281	0.08	1 914	0.02	4 659	0.02	3 896	0.03	763	0.01
South-Eastern Asia	4 062	0.07	3 130	0.12	932	0.03	2 092	0.04	1 686	0.07	406	0.01
South-Central Asia	23 998	0.16	20 359	0.28	3 639	0.05	20 229	0.14	17 182	0.24	3 047	0.04
Western Asia	481	0.03	340	0.04	141	0.01	308	0.02	205	0.02	103	0.01
Central and Eastern Europe	10 442	0.27	8 477	0.50	1 965	0.09	5 708	0.15	4 970	0.30	738	0.03
Western Europe	9 820	0.35	6 891	0.51	2 929	0.20	4 092	0.13	3 173	0.22	919	0.06
Southern Europe	3 611	0.16	2 943	0.27	668	0.05	1 874	0.07	1 557	0.13	317	0.02
Northern Europe	4 101	0.29	3 103	0.46	998	0.13	1 317	0.08	1 008	0.14	309	0.04
Australia and New Zealand	1 037	0.28	856	0.47	181	0.09	329	0.08	271	0.13	58	0.03
Melanesia	117	0.28	107	0.57	10	0.04	68	0.16	66	0.34	2	0.01
Polynesia	6	0.13	6	0.27	0	0	0	0	0	0	0	0
Micronesia	3	0.10	3	0.19	0	0	0	0	0	0	0	0
Low HDI	1 934	0.04	1 240	0.06	694	0.02	1 498	0.03	991	0.05	507	0.02
Medium HDI	27 732	0.13	23 249	0.23	4 483	0.04	22 035	0.11	18 661	0.19	3 374	0.03
High HDI	18 093	0.06	14 622	0.10	3 471	0.02	9 728	0.03	8 116	0.06	1 612	0.01
Very high HDI	45 069	0.24	35 310	0.40	9 759	0.10	17 727	0.09	14 332	0.15	3 395	0.03
World	92 887	0.13	74 472	0.21	18 415	0.05	51 005	0.07	42 116	0.12	8 889	0.02

Incidence, both sexes



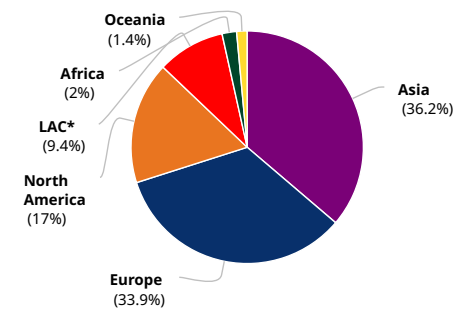
Population	Number
Asia	38 736
Europe	27 974
North America	13 320
*Latin America and the Caribbean	9 180
Africa	2 514
Oceania	1 163
Total	92 887

Mortality, both sexes



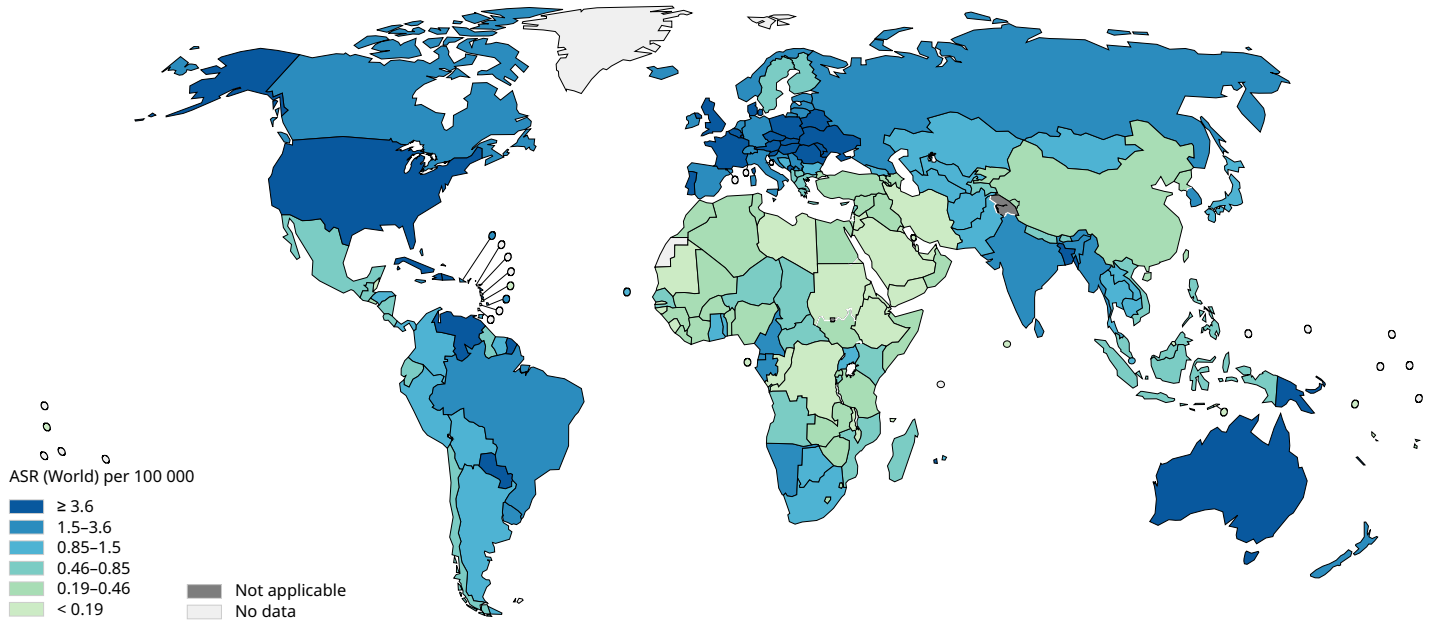
Population	Number
Asia	27 288
Europe	12 991
*Latin America and the Caribbean	4 703
North America	3 846
Africa	1 780
Oceania	397
Total	51 005

5-year prevalence, both sexes

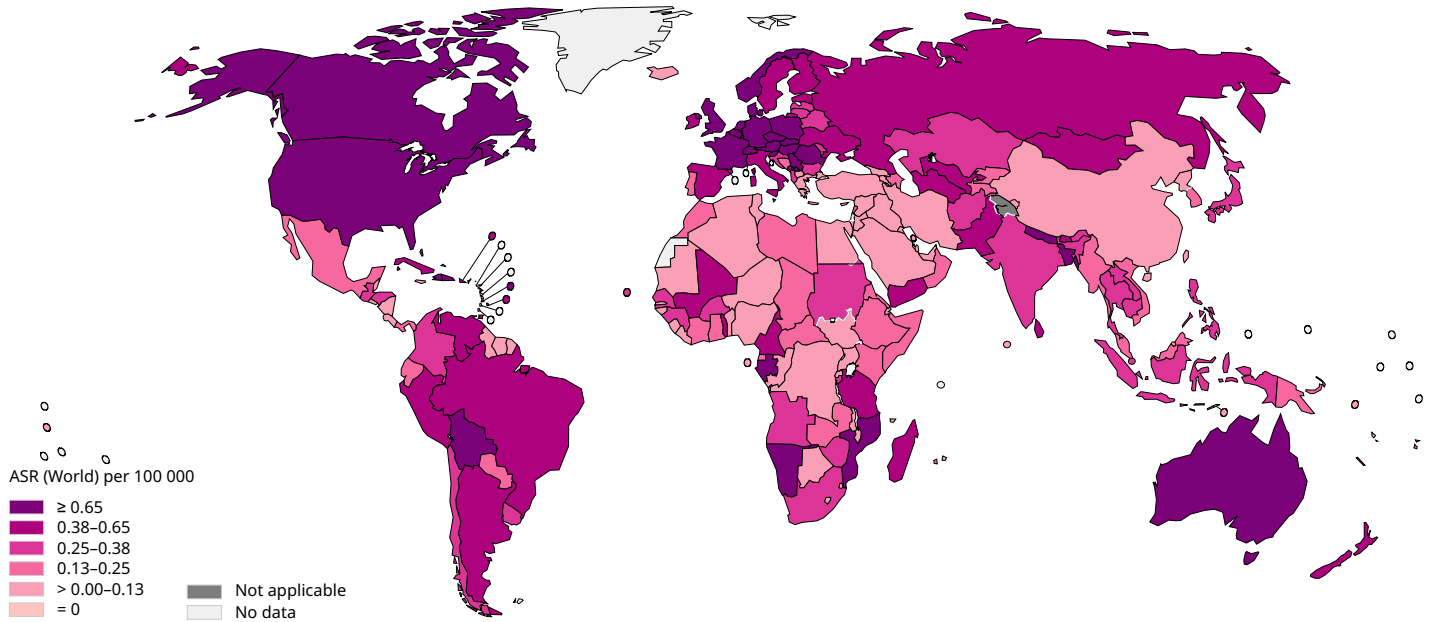


Population	Number
Asia	101 624
Europe	94 982
North America	47 711
*Latin America and the Caribbean	26 463
Africa	5 668
Oceania	4 060
Total	280 508

Age standardized (World) incidence rates, oropharynx, males, all ages



Age standardized (World) incidence rates, oropharynx, females, all ages

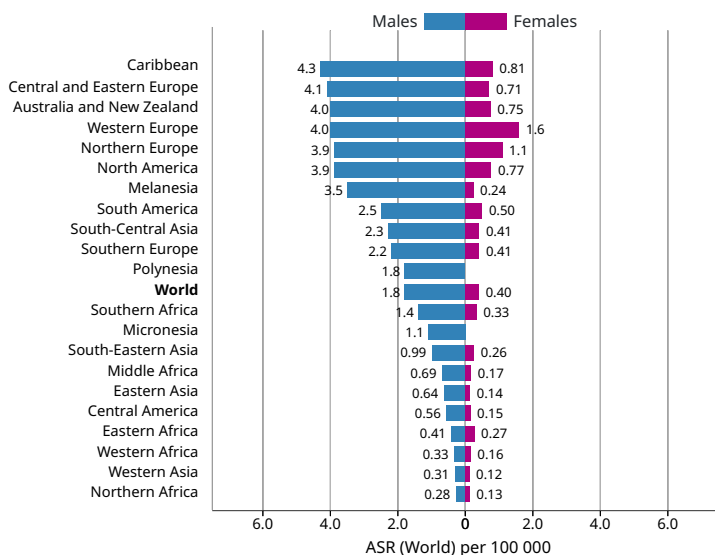


Data source: GLOBOCAN 2018
 Graph production: IARC (<http://gco.iarc.fr/today>)
 World Health Organization



© International Agency for Research on Cancer 2018

Age standardized (World) incidence rates, oropharynx, by sex



Age standardized (World) incidence and mortality rates, oropharynx

