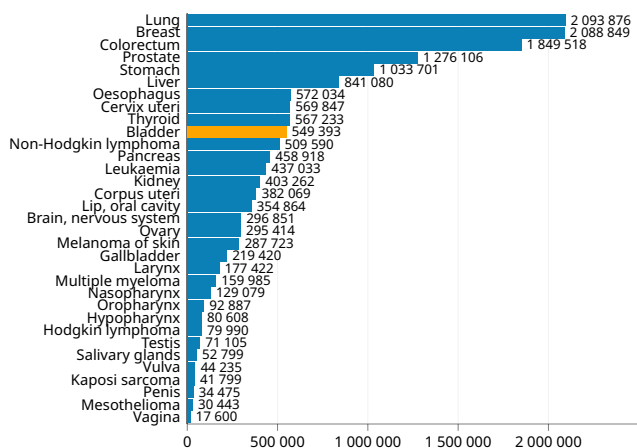


# Bladder

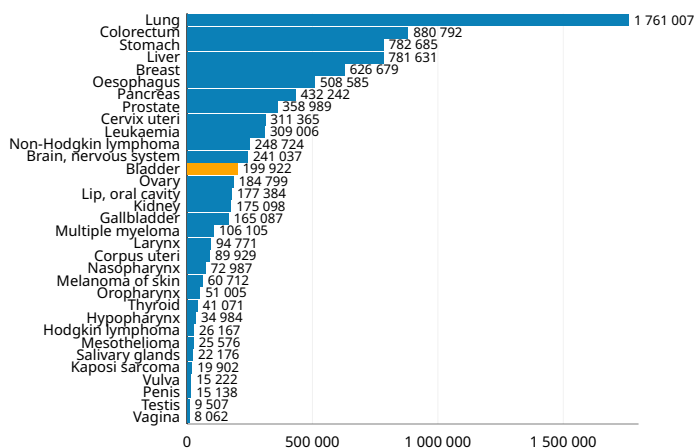
Source: Globocan 2018



Number of new cases in 2018, both sexes, all ages



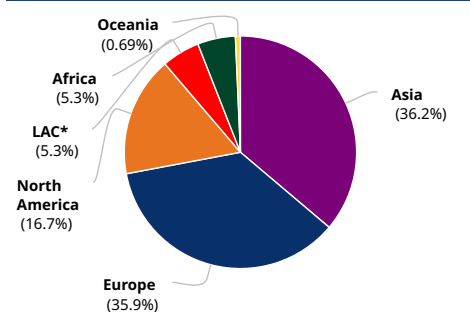
Number of deaths in 2018, both sexes, all ages



Cancer incidence and mortality statistics worldwide and by region

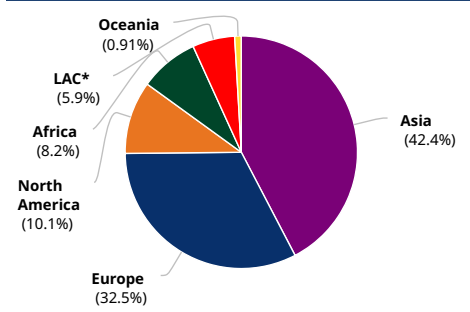
|                            | Incidence  |                    |           |                    |           |                    | Mortality  |                    |         |                    |         |                    |
|----------------------------|------------|--------------------|-----------|--------------------|-----------|--------------------|------------|--------------------|---------|--------------------|---------|--------------------|
|                            | Both sexes |                    | Males     |                    | Females   |                    | Both sexes |                    | Males   |                    | Females |                    |
|                            | New cases  | Cum. risk 0-74 (%) | New cases | Cum. risk 0-74 (%) | New cases | Cum. risk 0-74 (%) | Deaths     | Cum. risk 0-74 (%) | Deaths  | Cum. risk 0-74 (%) | Deaths  | Cum. risk 0-74 (%) |
| Eastern Africa             | 6 192      | 0.32               | 3 274     | 0.37               | 2 918     | 0.27               | 4 024      | 0.21               | 1 999   | 0.24               | 2 025   | 0.19               |
| Middle Africa              | 953        | 0.13               | 503       | 0.13               | 450       | 0.12               | 666        | 0.09               | 336     | 0.09               | 330     | 0.09               |
| Northern Africa            | 16 509     | 1.03               | 13 247    | 1.70               | 3 262     | 0.39               | 8 601      | 0.46               | 6 768   | 0.75               | 1 833   | 0.18               |
| Southern Africa            | 1 763      | 0.36               | 1 273     | 0.63               | 490       | 0.16               | 886        | 0.16               | 604     | 0.27               | 282     | 0.08               |
| Western Africa             | 3 537      | 0.20               | 2 071     | 0.25               | 1 466     | 0.16               | 2 287      | 0.14               | 1 275   | 0.17               | 1 012   | 0.12               |
| Caribbean                  | 2 721      | 0.50               | 1 982     | 0.80               | 739       | 0.24               | 1 199      | 0.17               | 817     | 0.26               | 382     | 0.09               |
| Central America            | 2 682      | 0.17               | 1 786     | 0.25               | 896       | 0.11               | 1 458      | 0.08               | 1 010   | 0.12               | 448     | 0.04               |
| South America              | 23 695     | 0.50               | 16 618    | 0.78               | 7 077     | 0.26               | 9 115      | 0.15               | 6 221   | 0.24               | 2 894   | 0.08               |
| North America              | 91 689     | 1.40               | 70 344    | 2.26               | 21 345    | 0.61               | 20 227     | 0.20               | 14 675  | 0.31               | 5 552   | 0.10               |
| Eastern Asia               | 128 255    | 0.50               | 99 717    | 0.81               | 28 538    | 0.20               | 51 583     | 0.14               | 37 682  | 0.22               | 13 901  | 0.06               |
| South-Eastern Asia         | 15 553     | 0.29               | 12 300    | 0.49               | 3 253     | 0.11               | 8 215      | 0.14               | 6 373   | 0.23               | 1 842   | 0.05               |
| South-Central Asia         | 34 046     | 0.24               | 26 710    | 0.38               | 7 336     | 0.09               | 16 630     | 0.11               | 13 172  | 0.18               | 3 458   | 0.04               |
| Western Asia               | 20 899     | 1.12               | 17 457    | 1.96               | 3 442     | 0.32               | 8 241      | 0.37               | 6 710   | 0.66               | 1 531   | 0.11               |
| Central and Eastern Europe | 47 910     | 1.06               | 36 561    | 2.01               | 11 349    | 0.39               | 18 436     | 0.33               | 14 373  | 0.67               | 4 063   | 0.10               |
| Western Europe             | 67 299     | 1.55               | 52 943    | 2.57               | 14 356    | 0.58               | 20 197     | 0.28               | 15 055  | 0.45               | 5 142   | 0.12               |
| Southern Europe            | 59 069     | 1.85               | 47 473    | 3.19               | 11 596    | 0.63               | 17 408     | 0.31               | 13 692  | 0.55               | 3 716   | 0.10               |
| Northern Europe            | 22 827     | 1.01               | 16 872    | 1.57               | 5 955     | 0.48               | 8 925      | 0.23               | 6 189   | 0.33               | 2 736   | 0.13               |
| Australia and New Zealand  | 3 558      | 0.57               | 2 764     | 0.93               | 794       | 0.23               | 1 697      | 0.18               | 1 217   | 0.27               | 480     | 0.09               |
| Melanesia                  | 200        | 0.35               | 159       | 0.61               | 41        | 0.13               | 106        | 0.19               | 85      | 0.33               | 21      | 0.06               |
| Polynesia                  | 21         | 0.40               | 17        | 0.64               | 4         | 0.17               | 14         | 0.29               | 12      | 0.46               | 2       | 0.13               |
| Micronesia                 | 15         | 0.22               | 11        | 0.43               | 4         | 0                  | 7          | 0.07               | 5       | 0.14               | 2       | 0                  |
| Low HDI                    | 12 443     | 0.27               | 7 542     | 0.35               | 4 901     | 0.19               | 7 863      | 0.17               | 4 511   | 0.21               | 3 352   | 0.14               |
| Medium HDI                 | 55 399     | 0.28               | 42 587    | 0.46               | 12 812    | 0.12               | 29 646     | 0.14               | 22 772  | 0.23               | 6 874   | 0.06               |
| High HDI                   | 150 044    | 0.50               | 116 783   | 0.82               | 33 261    | 0.20               | 64 615     | 0.16               | 48 889  | 0.27               | 15 726  | 0.07               |
| Very high HDI              | 331 216    | 1.24               | 256 945   | 2.09               | 74 271    | 0.48               | 97 704     | 0.23               | 72 025  | 0.39               | 25 679  | 0.09               |
| World                      | 549 393    | 0.65               | 424 082   | 1.08               | 125 311   | 0.27               | 199 922    | 0.18               | 148 270 | 0.29               | 51 652  | 0.08               |

Incidence, both sexes



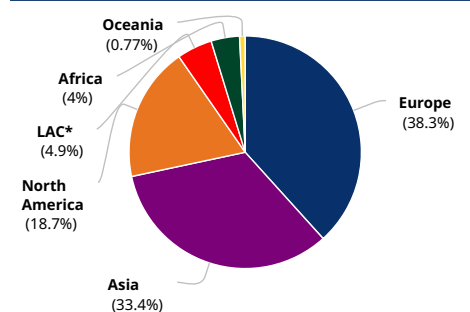
| Population                       | Number  |
|----------------------------------|---------|
| Asia                             | 198 753 |
| Europe                           | 197 105 |
| North America                    | 91 689  |
| *Latin America and the Caribbean | 29 098  |
| Africa                           | 28 954  |
| Oceania                          | 3 794   |
| Total                            | 549 393 |

Mortality, both sexes



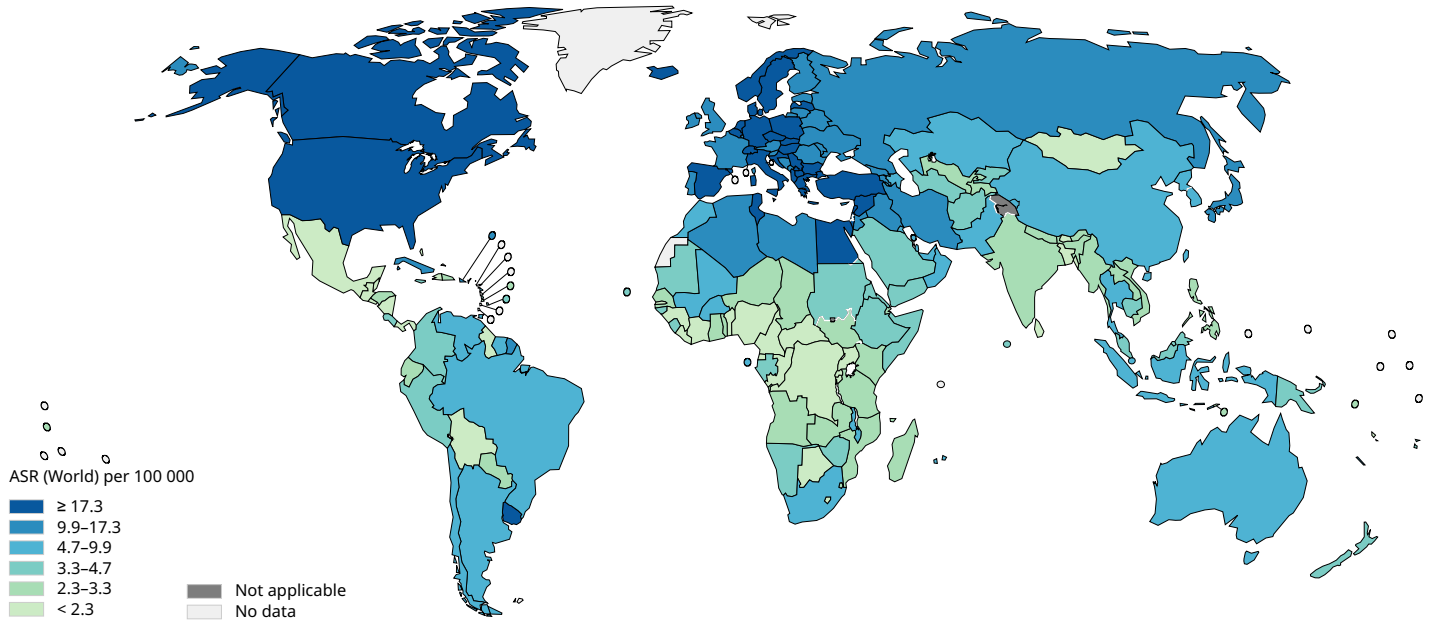
| Population                       | Number  |
|----------------------------------|---------|
| Asia                             | 84 669  |
| Europe                           | 64 966  |
| North America                    | 20 227  |
| Africa                           | 16 464  |
| *Latin America and the Caribbean | 11 772  |
| Oceania                          | 1 824   |
| Total                            | 199 922 |

5-year prevalence, both sexes

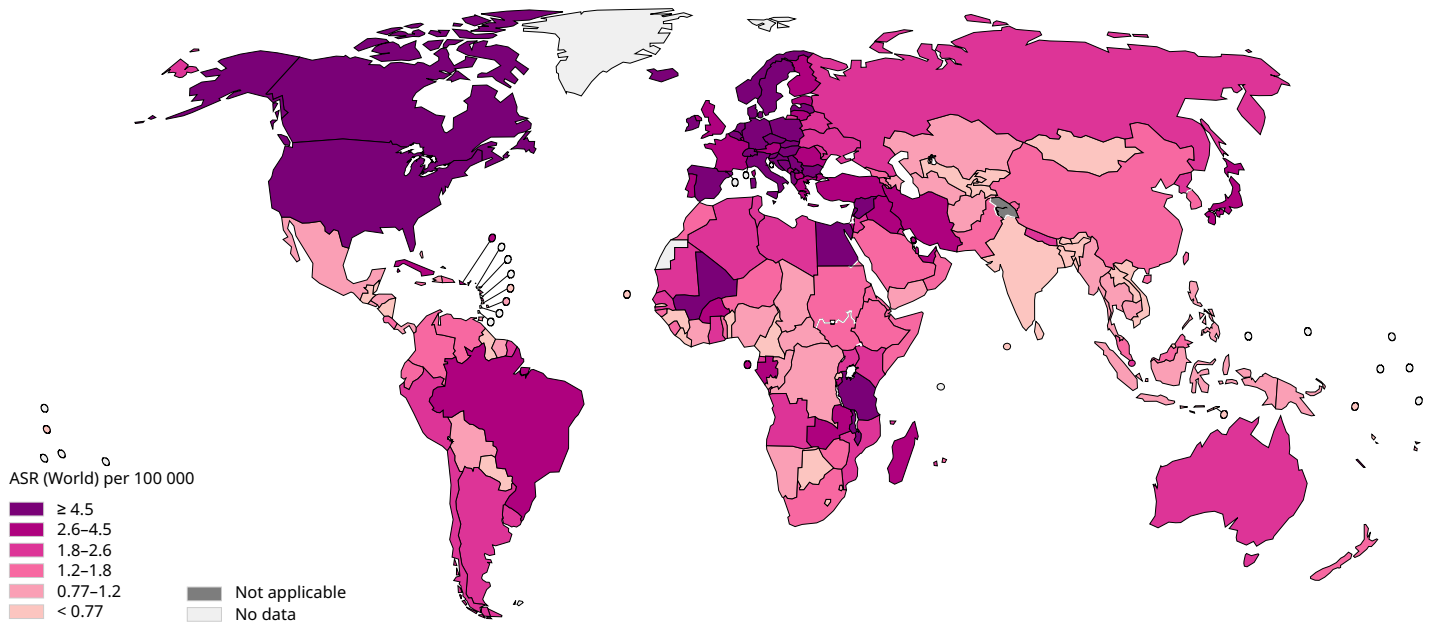


| Population                       | Number    |
|----------------------------------|-----------|
| Europe                           | 631 337   |
| Asia                             | 549 969   |
| North America                    | 308 011   |
| *Latin America and the Caribbean | 81 106    |
| Africa                           | 65 406    |
| Oceania                          | 12 653    |
| Total                            | 1 648 482 |

Age standardized (World) incidence rates, bladder, males, all ages



Age standardized (World) incidence rates, bladder, females, all ages

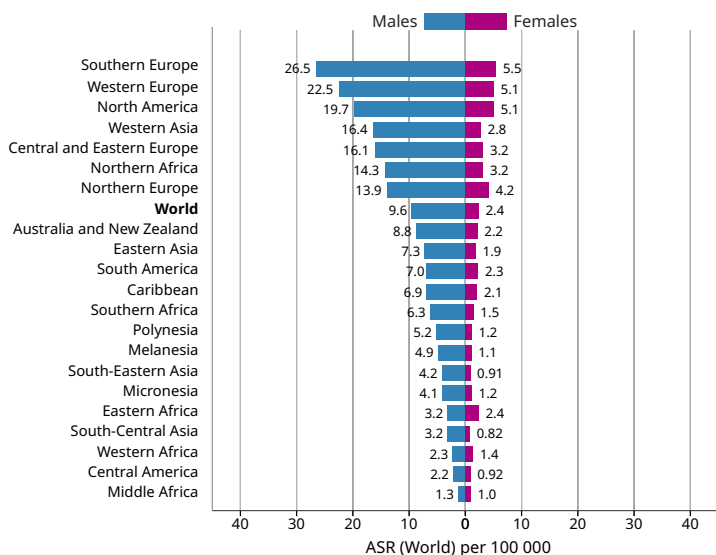


Data source: GLOBOCAN 2018  
 Graph production: IARC (<http://gco.iarc.fr/today>)  
 World Health Organization



© International Agency for Research on Cancer 2018

Age standardized (World) incidence rates, bladder, by sex



Age standardized (World) incidence and mortality rates, bladder

