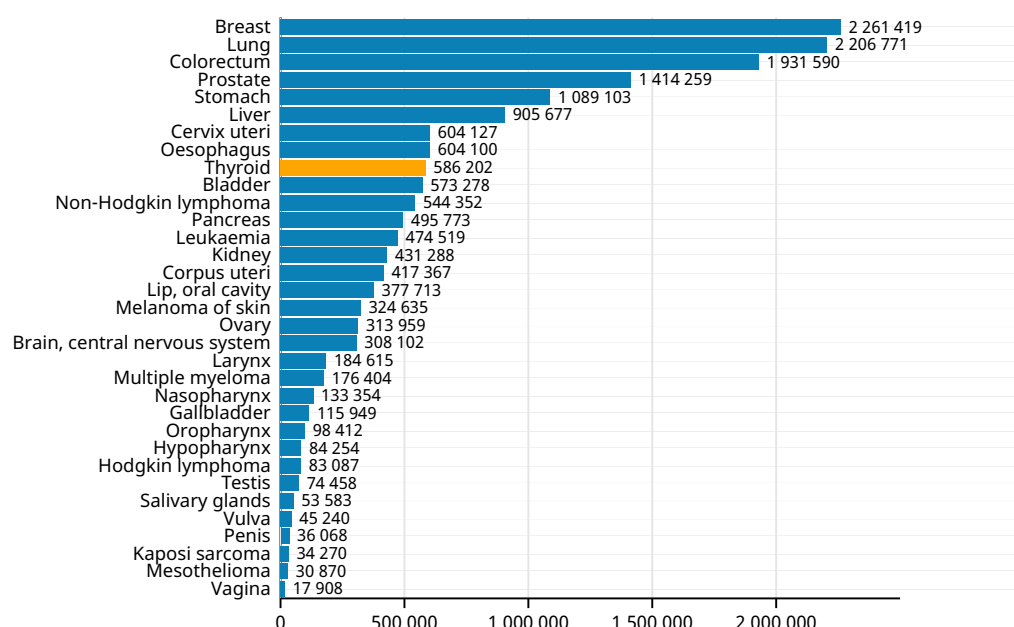


# Thyroid

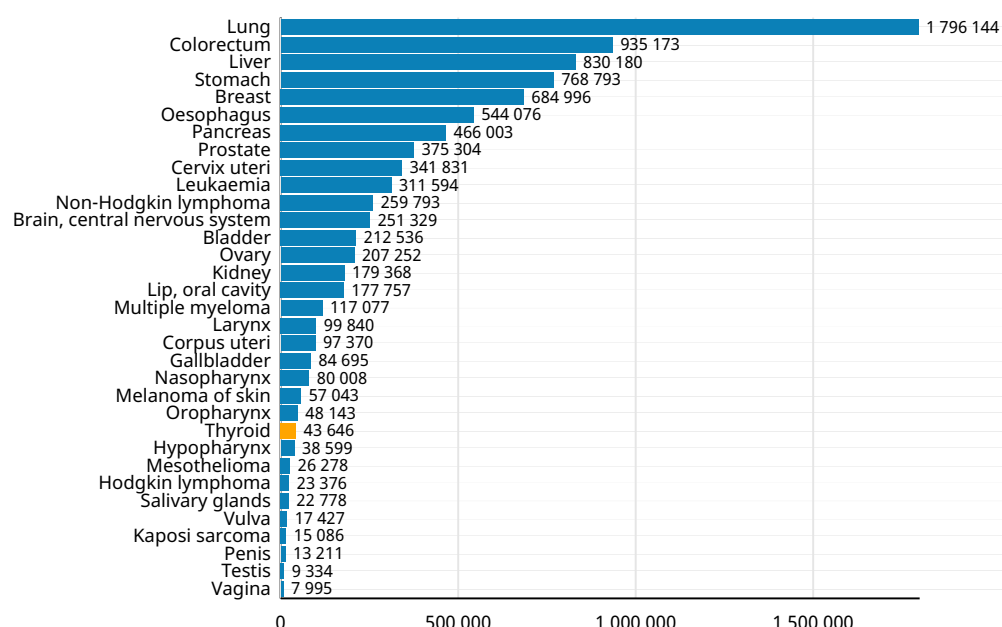
Source: Globocan 2020



Number of new cases in 2020, both sexes, all ages



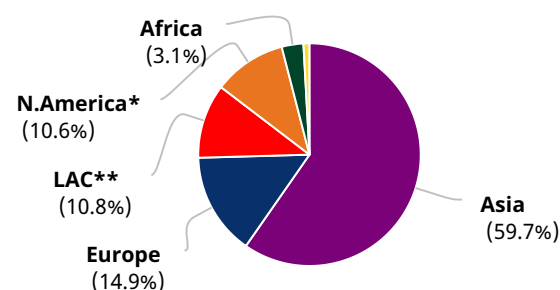
Number of deaths in 2020, both sexes, all ages



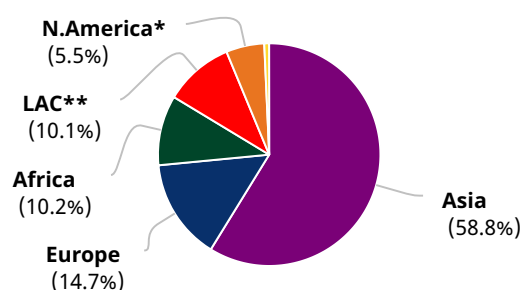
Cancer incidence and mortality statistics worldwide and by region

	Incidence						Mortality					
	Both sexes		Males		Females		Both sexes		Males		Females	
	New cases	Cum. risk 0-74 (%)	New cases	Cum. risk 0-74 (%)	New cases	Cum. risk 0-74 (%)	Deaths	Cum. risk 0-74 (%)	Deaths	Cum. risk 0-74 (%)	Deaths	Cum. risk 0-74 (%)
Eastern Africa	5 730	0.25	1 214	0.13	4 516	0.36	1 745	0.11	411	0.06	1 334	0.15
Middle Africa	782	0.10	247	0.08	535	0.11	325	0.05	107	0.04	218	0.06
Northern Africa	8 508	0.38	1 675	0.17	6 833	0.59	1 392	0.06	337	0.03	1 055	0.08
Southern Africa	1 358	0.23	223	0.08	1 135	0.35	163	0.04	45	0.02	118	0.06
Western Africa	2 079	0.09	480	0.05	1 599	0.13	818	0.05	206	0.03	612	0.07
Caribbean	2 001	0.40	424	0.18	1 577	0.61	258	0.04	101	0.04	157	0.05
Central America	13 424	0.73	2 451	0.29	10 973	1.11	1 229	0.08	364	0.05	865	0.10
South America	47 943	0.96	8 991	0.39	38 952	1.49	2 919	0.05	980	0.04	1 939	0.06
Northern America	62 256	1.26	16 560	0.68	45 696	1.82	2 420	0.03	1 150	0.04	1 270	0.03
Eastern Asia	260 692	1.11	61 997	0.52	198 695	1.70	12 023	0.04	4 210	0.03	7 813	0.05
South-Eastern Asia	32 629	0.45	8 203	0.26	24 426	0.63	4 578	0.06	1 482	0.05	3 096	0.07
South-Central Asia	32 548	0.17	8 851	0.10	23 697	0.24	6 983	0.04	3 361	0.05	3 622	0.04
Western Asia	24 028	0.88	5 304	0.41	18 724	1.39	2 084	0.09	684	0.07	1 400	0.12
Central and Eastern Europe	30 288	0.75	5 353	0.29	24 935	1.14	2 523	0.05	797	0.04	1 726	0.05
Western Europe	25 089	0.91	6 046	0.44	19 043	1.36	1 854	0.03	797	0.04	1 057	0.03
Southern Europe	22 407	1.02	5 693	0.52	16 714	1.52	1 243	0.03	486	0.03	757	0.03
Northern Europe	9 378	0.63	2 253	0.31	7 125	0.94	779	0.03	279	0.03	500	0.03
Australia and New Zealand	4 278	1.07	1 207	0.61	3 071	1.52	183	0.03	93	0.03	90	0.02
Melanesia	650	0.75	99	0.24	551	1.24	118	0.18	16	0.06	102	0.29
Polynesia	100	1.42	16	0.55	84	2.28	8	0.15	0	0	8	0.30
Micronesia	34	0.68	0	0	34	1.34	1	0	0	0	1	0
Low HDI	10 508	0.19	2 440	0.11	8 068	0.27	3 220	0.08	845	0.05	2 375	0.11
Medium HDI	41 225	0.18	10 393	0.10	30 832	0.27	8 368	0.05	3 640	0.04	4 728	0.05
High HDI	321 625	0.88	74 559	0.42	247 066	1.33	18 934	0.05	6 469	0.04	12 465	0.06
Very high HDI	212 643	1.00	49 863	0.48	162 780	1.51	13 117	0.04	4 951	0.04	8 166	0.04
World	586 202	0.68	137 287	0.33	448 915	1.02	43 646	0.05	15 906	0.04	27 740	0.05

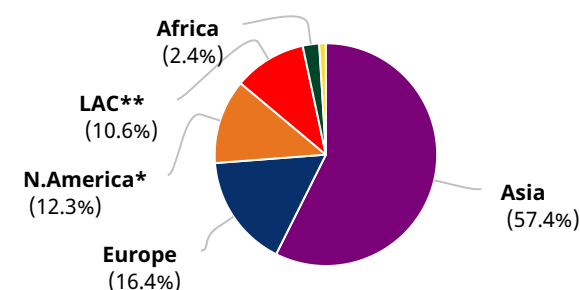
Incidence, both sexes



Mortality, both sexes



5-year prevalence, both sexes

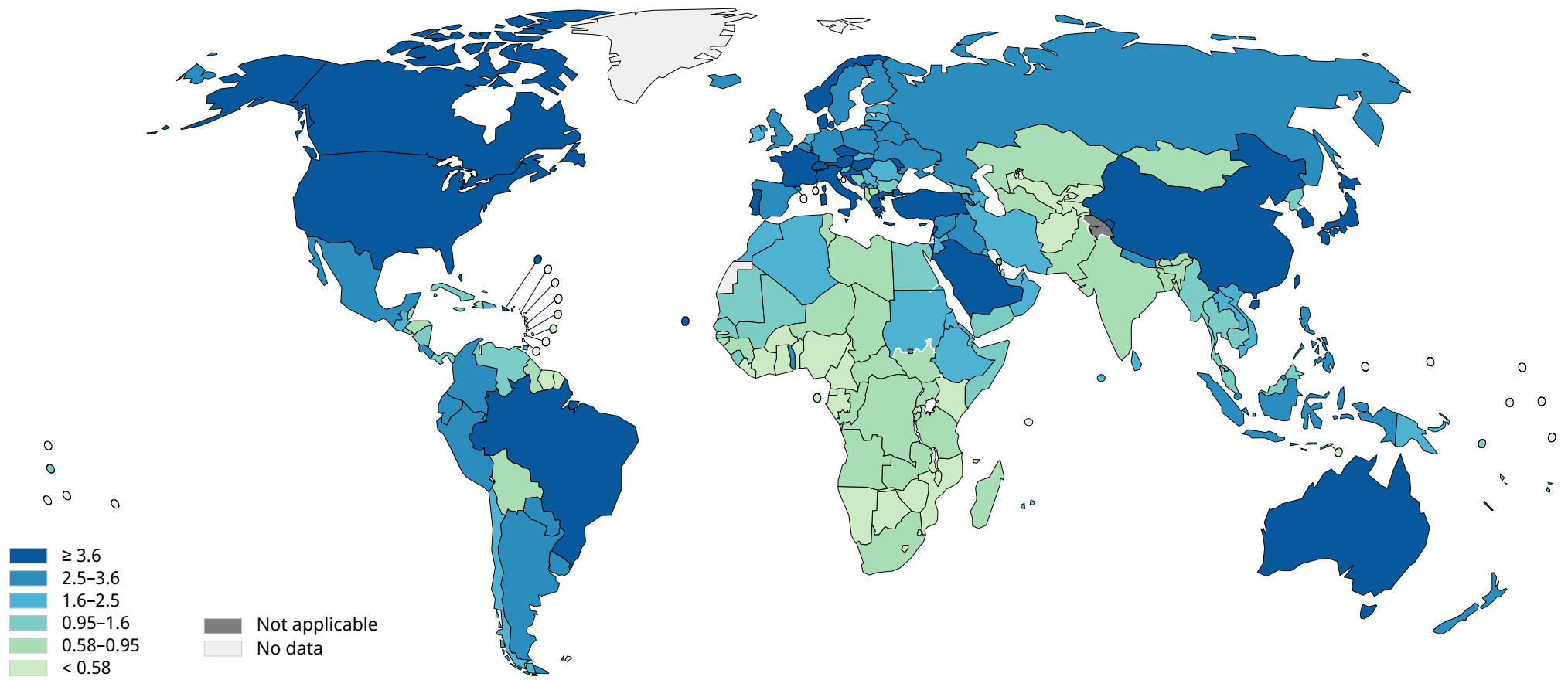


Population	Number
Asia	349 897
Europe	87 162
**Latin America and the Caribbean	63 368
*Northern America	62 256
Africa	18 457
Oceania	5 062
Total	586 202

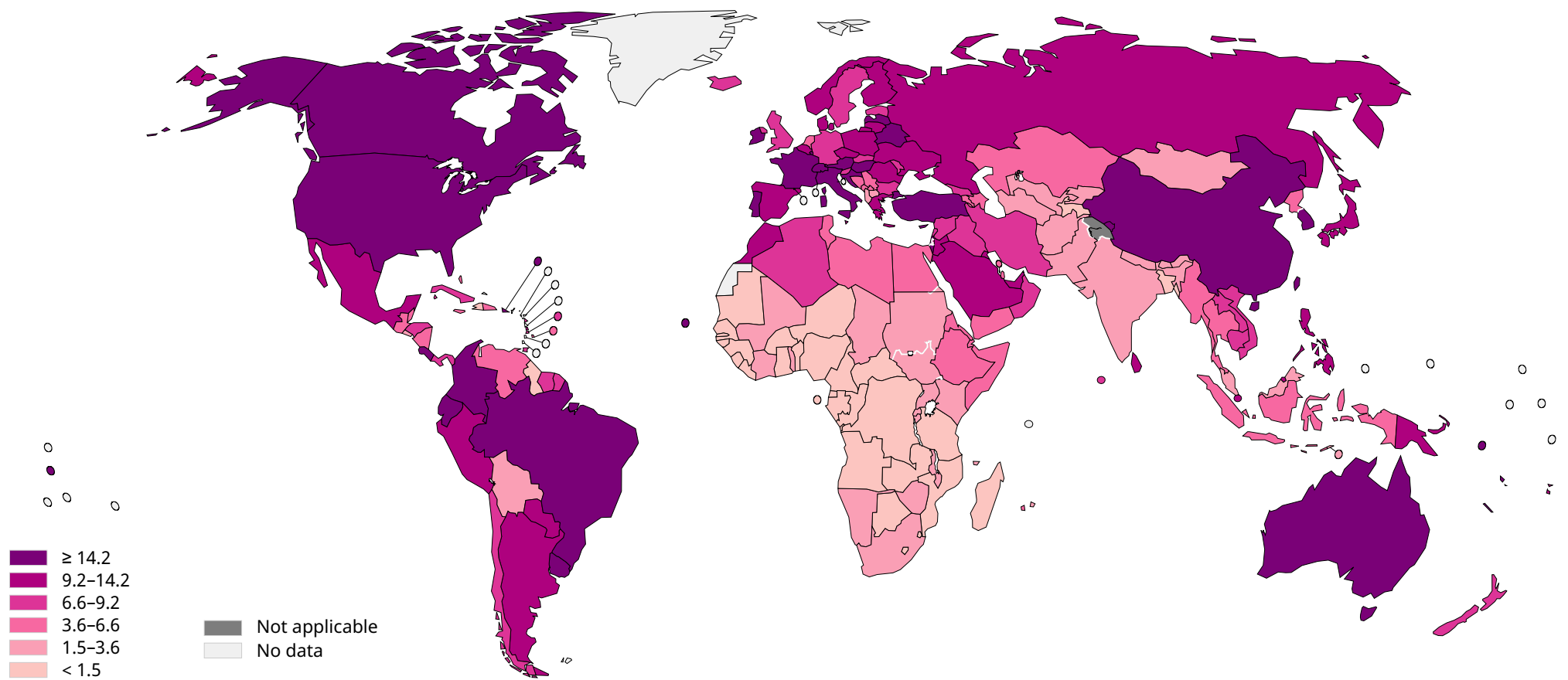
Population	Number
Asia	25 668
Europe	6 399
Africa	4 443
**Latin America and the Caribbean	4 406
*Northern America	2 420
Oceania	310
Total	43 646

Population	Number
Asia	1 139 172
Europe	325 708
*Northern America	243 888
**Latin America and the Caribbean	209 541
Africa	47 595
Oceania	19 023
Total	1 984 927

Age standardized (World) incidence rates, thyroid, males, all ages



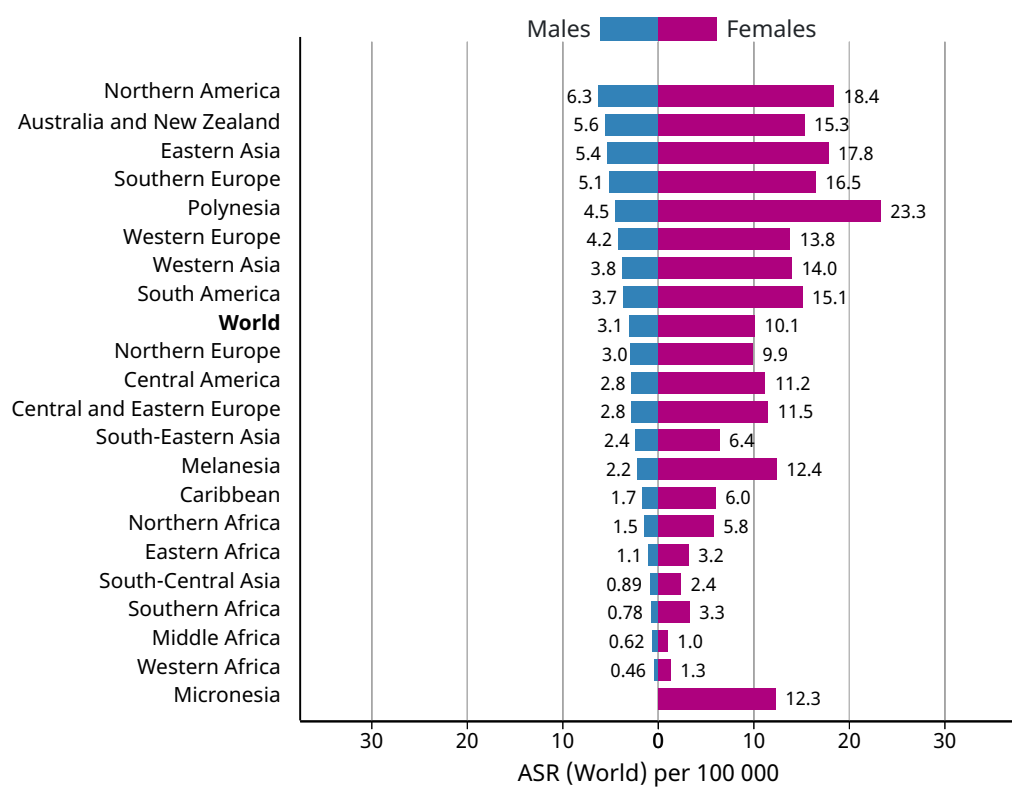
Age standardized (World) incidence rates, thyroid, females, all ages



Data source: GLOBOCAN 2020  
Graph production: IARC (<https://gco.iarc.fr/today>)  
World Health Organization

World Health Organization  
© International Agency for Research on Cancer 2020

Age standardized (World) incidence rates, thyroid, by sex



Age standardized (World) incidence and mortality rates, thyroid

