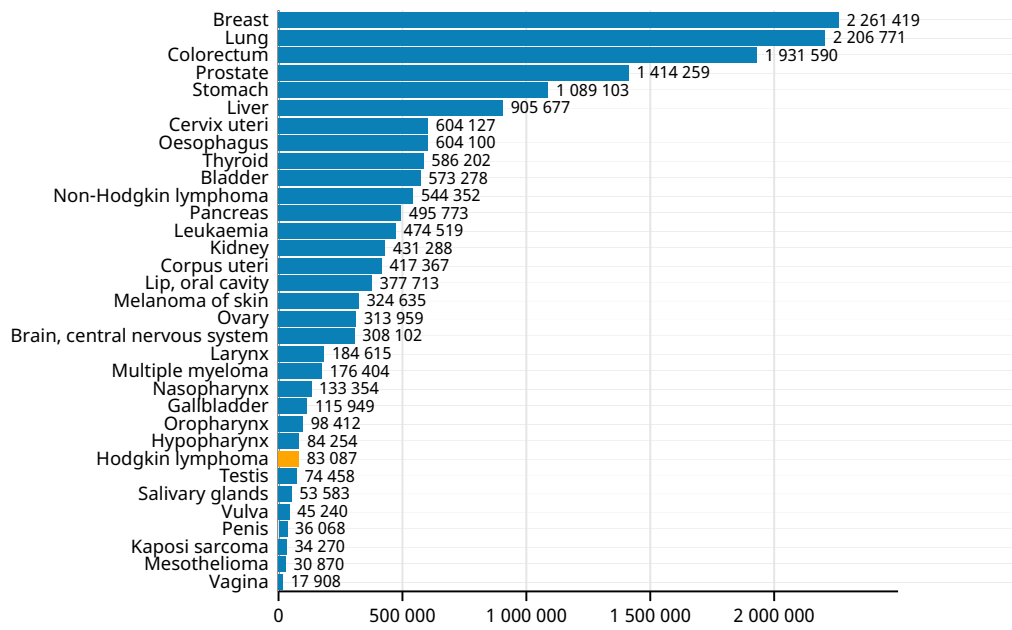


Hodgkin lymphoma

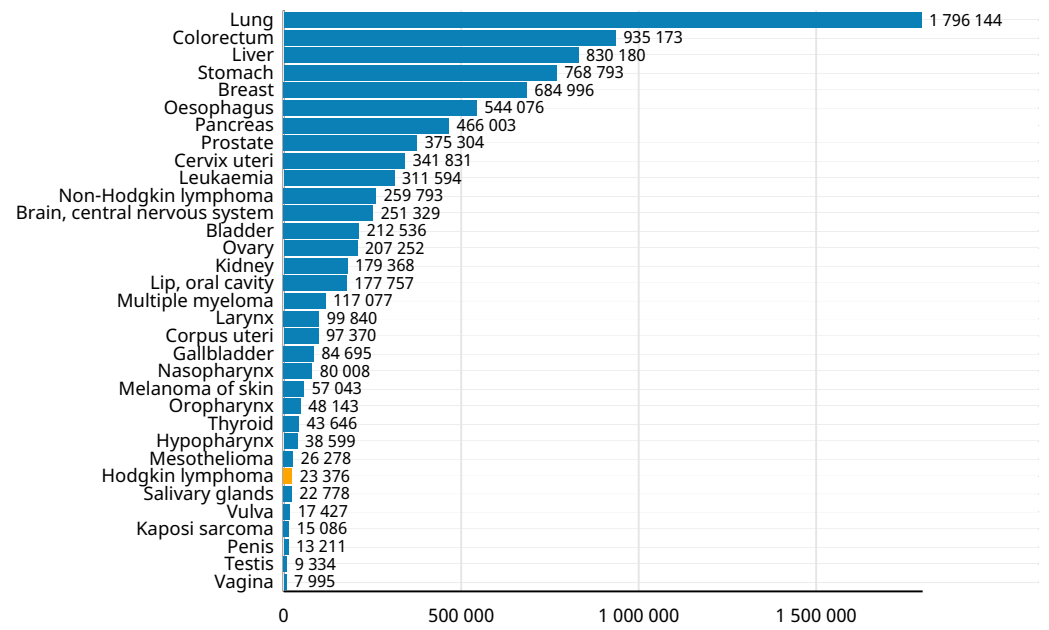
Source: Globocan 2020



Number of new cases in 2020, both sexes, all ages



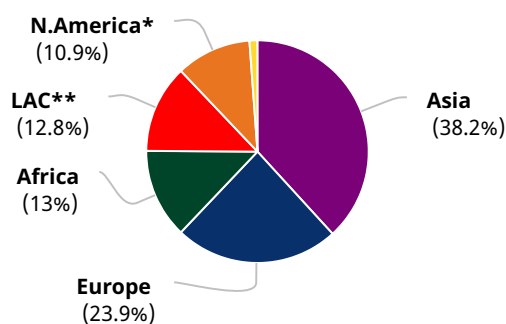
Number of deaths in 2020, both sexes, all ages



Cancer incidence and mortality statistics worldwide and by region

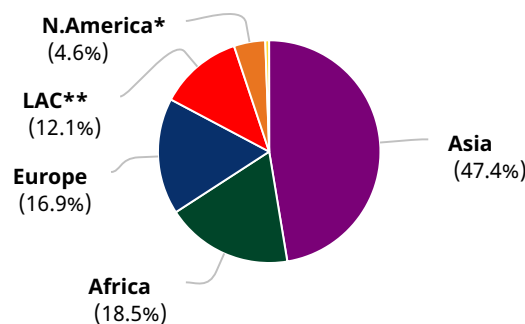
	Incidence						Mortality					
	Both sexes		Males		Females		Both sexes		Males		Females	
	New cases	Cum. risk 0-74 (%)	New cases	Cum. risk 0-74 (%)	New cases	Cum. risk 0-74 (%)	Deaths	Cum. risk 0-74 (%)	Deaths	Cum. risk 0-74 (%)	Deaths	Cum. risk 0-74 (%)
Eastern Africa	2 930	0.07	1 768	0.08	1 162	0.05	1 334	0.04	811	0.05	523	0.03
Middle Africa	639	0.04	392	0.05	247	0.03	303	0.03	186	0.03	117	0.02
Northern Africa	3 719	0.13	2 118	0.16	1 601	0.11	1 204	0.04	716	0.05	488	0.02
Southern Africa	712	0.09	403	0.10	309	0.07	175	0.03	108	0.03	67	0.02
Western Africa	2 815	0.08	1 705	0.09	1 110	0.06	1 299	0.04	789	0.06	510	0.03
Caribbean	655	0.12	371	0.14	284	0.10	235	0.04	139	0.05	96	0.03
Central America	2 888	0.13	1 686	0.17	1 202	0.11	798	0.04	476	0.05	322	0.03
South America	7 091	0.12	4 173	0.15	2 918	0.10	1 802	0.03	1 056	0.04	746	0.03
Northern America	9 077	0.18	5 144	0.20	3 933	0.15	1 064	0.02	633	0.02	431	0.01
Eastern Asia	9 172	0.04	6 174	0.05	2 998	0.03	3 195	0.01	2 115	0.02	1 080	0.01
South-Eastern Asia	3 197	0.04	1 990	0.06	1 207	0.03	1 016	0.02	656	0.02	360	0.01
South-Central Asia	14 158	0.07	8 523	0.08	5 635	0.06	5 315	0.03	3 320	0.03	1 995	0.02
Western Asia	5 215	0.16	3 007	0.18	2 208	0.14	1 553	0.06	923	0.07	630	0.05
Central and Eastern Europe	6 299	0.16	3 162	0.17	3 137	0.15	1 724	0.04	951	0.05	773	0.03
Western Europe	5 590	0.20	3 351	0.24	2 239	0.17	745	0.02	467	0.02	278	0.01
Southern Europe	4 681	0.22	2 617	0.25	2 064	0.20	973	0.03	556	0.04	417	0.02
Northern Europe	3 288	0.22	1 872	0.26	1 416	0.19	511	0.02	305	0.03	206	0.02
Australia and New Zealand	896	0.22	484	0.23	412	0.20	110	0.02	67	0.02	43	0.01
Melanesia	65	0.05	41	0.08	24	0.03	20	0.02	14	0.03	6	0.01
Polynesia	0	0	0	0	0	0	0	0	0	0	0	0
Micronesia	0	0	0	0	0	0	0	0	0	0	0	0
Low HDI	6 812	0.07	4 139	0.09	2 673	0.06	3 135	0.04	1 931	0.05	1 204	0.03
Medium HDI	15 752	0.06	9 323	0.07	6 429	0.05	5 974	0.03	3 646	0.03	2 328	0.02
High HDI	25 408	0.07	15 249	0.08	10 159	0.05	8 144	0.02	5 101	0.03	3 043	0.02
Very high HDI	35 098	0.16	20 260	0.19	14 838	0.14	6 123	0.02	3 610	0.03	2 513	0.02
World	83 087	0.09	48 981	0.10	34 106	0.07	23 376	0.02	14 288	0.03	9 088	0.02

Incidence, both sexes



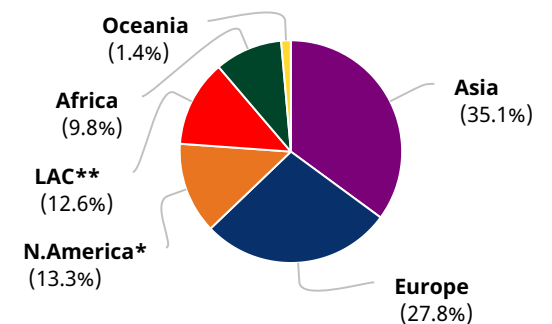
Region	Population	Number
Asia	31 742	
Europe	19 858	
Africa	10 815	
**Latin America and the Caribbean	10 634	
*Northern America	9 077	
Oceania	961	
Total	83 087	

Mortality, both sexes



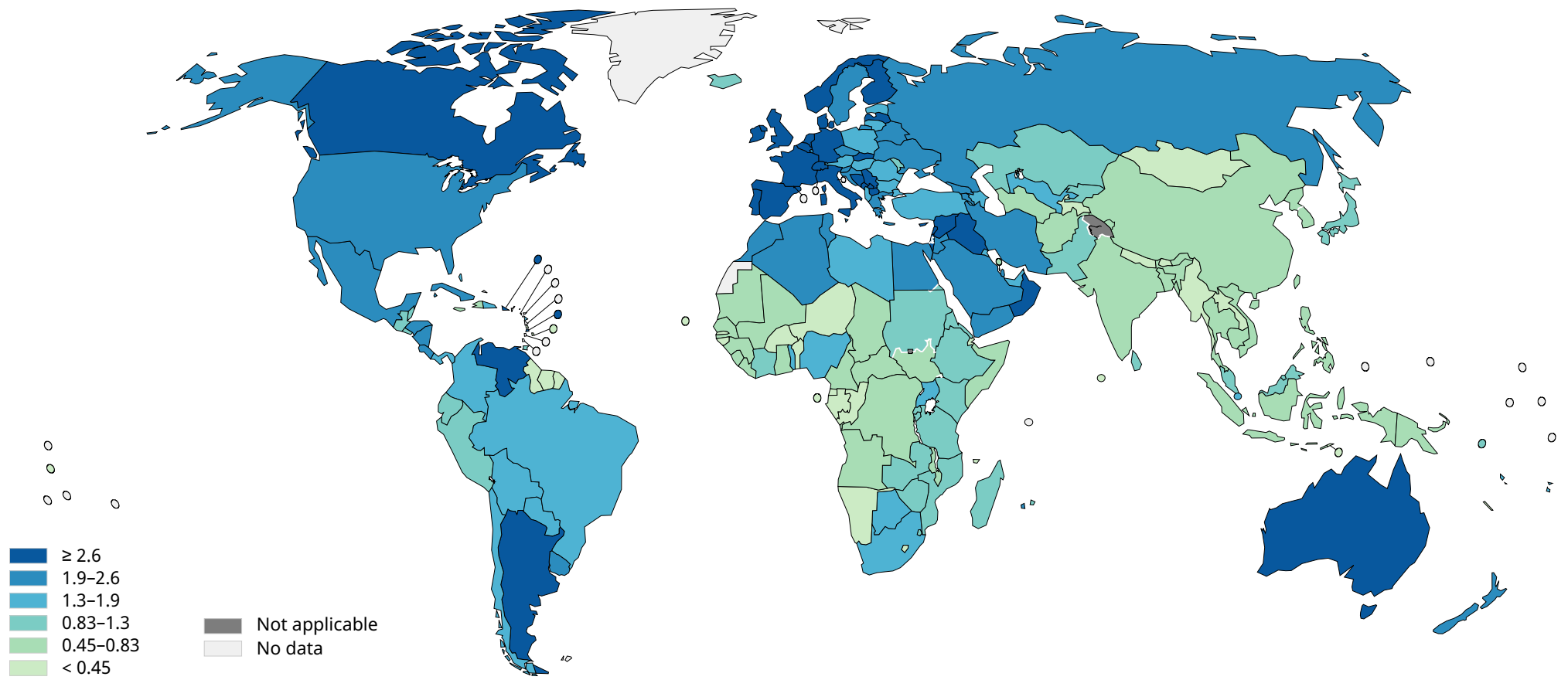
Region	Population	Number
Asia	11 079	
Africa	4 315	
Europe	3 953	
**Latin America and the Caribbean	2 835	
*Northern America	1 064	
Oceania	130	
Total	23 376	

5-year prevalence, both sexes

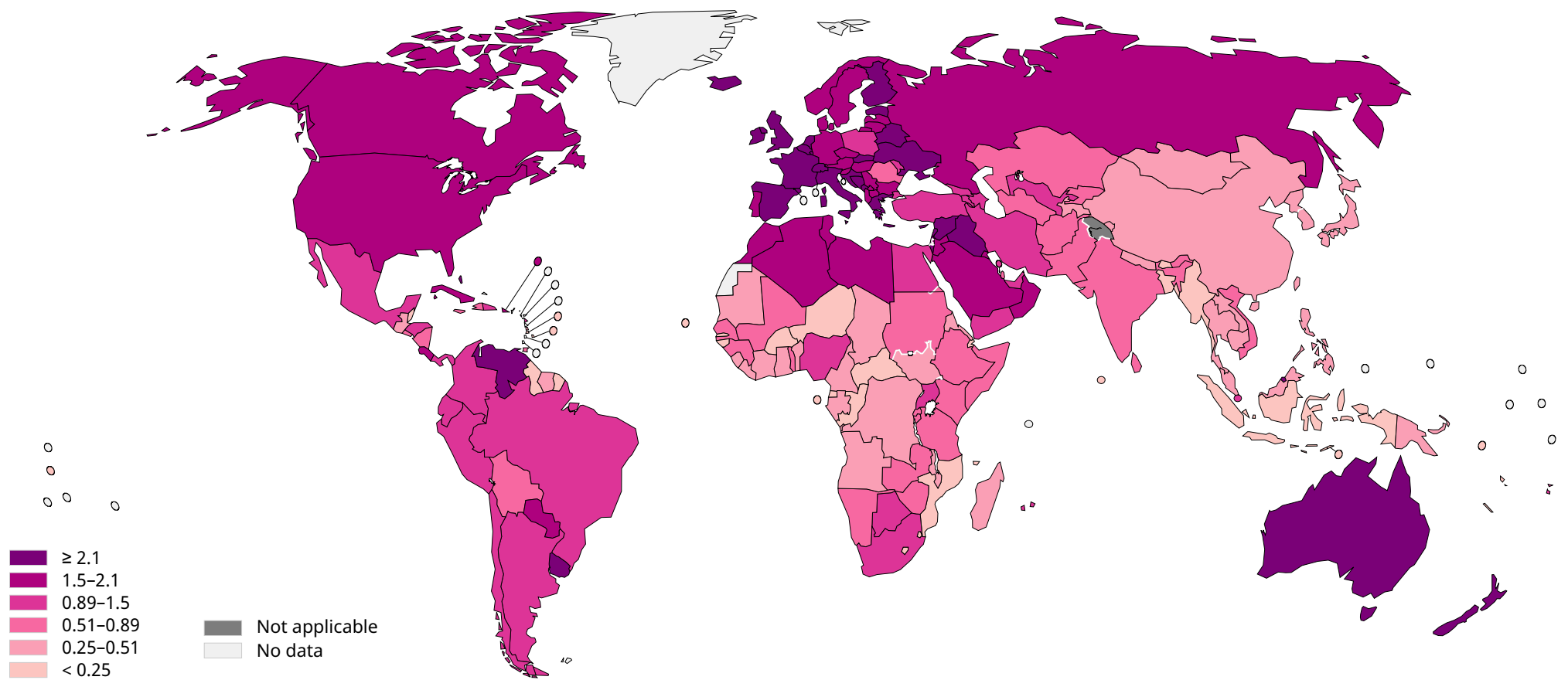


Region	Population	Number
Asia	98 618	
Europe	78 086	
*Northern America	37 336	
**Latin America and the Caribbean	35 456	
Africa	27 682	
Oceania	3 934	
Total	281 112	

Age standardized (World) incidence rates, hodgkin lymphoma, males, all ages



Age standardized (World) incidence rates, hodgkin lymphoma, females, all ages

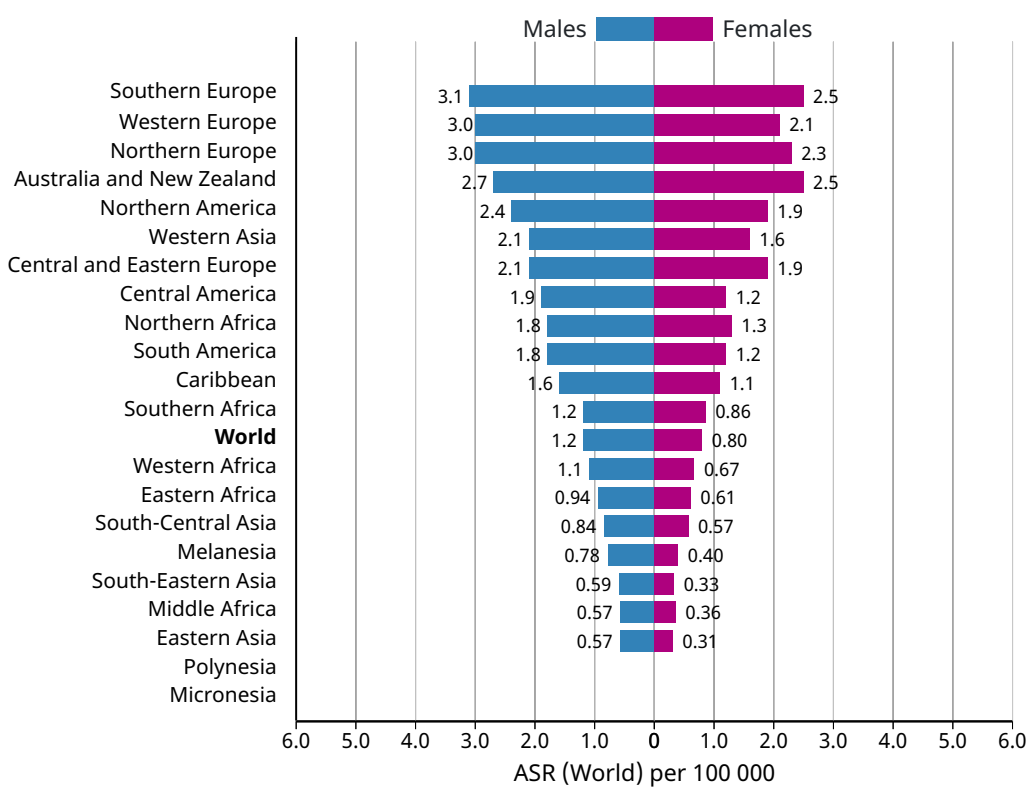


Data source: GLOBOCAN 2020
Graph production: IARC (<https://gco.iarc.fr/today>)
World Health Organization



© International Agency for Research on Cancer 2020

Age standardized (World) incidence rates, hodgkin lymphoma, by sex



Age standardized (World) incidence and mortality rates, hodgkin lymphoma

