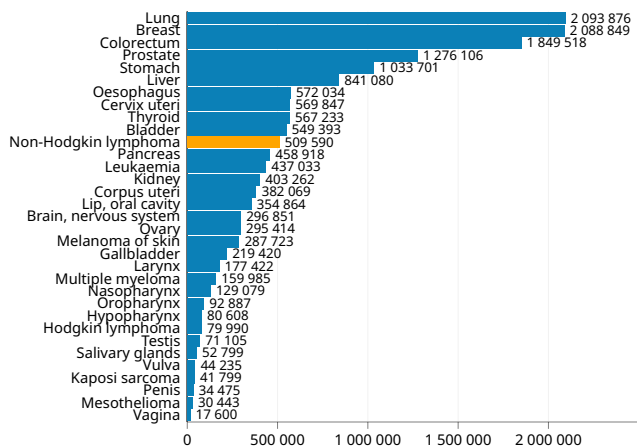


Non-Hodgkin lymphoma

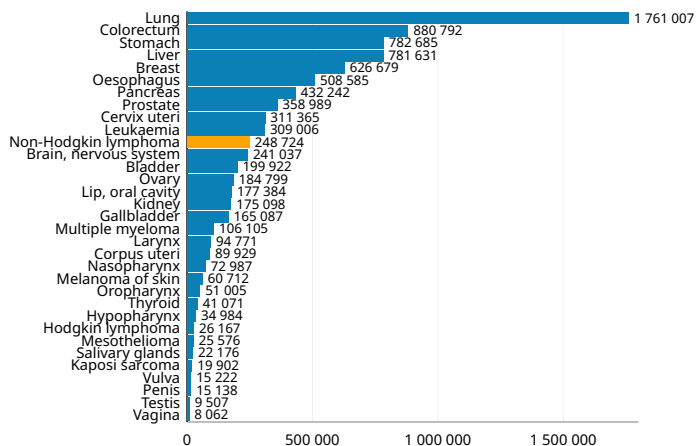
Source: Globocan 2018



Number of new cases in 2018, both sexes, all ages



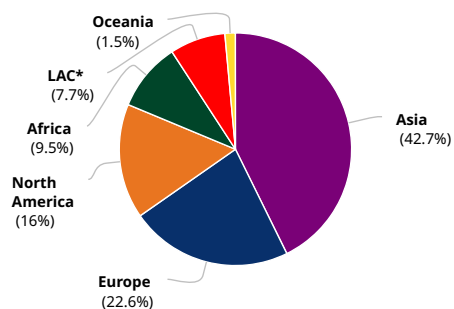
Number of deaths in 2018, both sexes, all ages



Cancer incidence and mortality statistics worldwide and by region

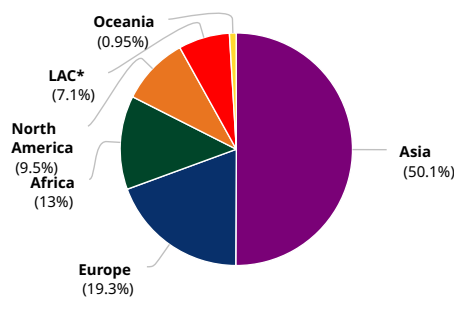
	Incidence						Mortality					
	Both sexes		Males		Females		Both sexes		Males		Females	
	New cases	Cum. risk 0-74 (%)	New cases	Cum. risk 0-74 (%)	New cases	Cum. risk 0-74 (%)	Deaths	Cum. risk 0-74 (%)	Deaths	Cum. risk 0-74 (%)	Deaths	Cum. risk 0-74 (%)
Eastern Africa	15 247	0.47	8 489	0.55	6 758	0.40	11 017	0.39	6 710	0.50	4 307	0.29
Middle Africa	3 457	0.30	1 848	0.33	1 609	0.28	2 549	0.26	1 487	0.30	1 062	0.22
Northern Africa	16 433	0.85	9 136	0.97	7 297	0.73	10 178	0.59	5 263	0.66	4 915	0.52
Southern Africa	4 028	0.62	2 047	0.72	1 981	0.54	1 944	0.31	1 128	0.43	816	0.23
Western Africa	9 422	0.42	5 512	0.51	3 910	0.33	6 707	0.35	4 291	0.47	2 416	0.24
Caribbean	2 682	0.54	1 417	0.60	1 265	0.49	1 436	0.29	823	0.36	613	0.23
Central America	7 055	0.43	3 908	0.49	3 147	0.38	3 748	0.23	2 121	0.27	1 627	0.20
South America	29 673	0.63	16 529	0.75	13 144	0.52	12 545	0.26	7 214	0.33	5 331	0.20
North America	81 361	1.39	44 838	1.63	36 523	1.17	23 565	0.28	13 383	0.36	10 182	0.21
Eastern Asia	126 264	0.52	68 990	0.59	57 274	0.46	65 802	0.25	38 498	0.30	27 304	0.19
South-Eastern Asia	33 050	0.55	19 716	0.70	13 334	0.42	17 986	0.31	10 995	0.41	6 991	0.22
South-Central Asia	43 624	0.25	27 052	0.32	16 572	0.19	34 347	0.21	22 652	0.28	11 695	0.14
Western Asia	14 757	0.65	8 462	0.76	6 295	0.56	6 450	0.29	3 683	0.35	2 767	0.23
Central and Eastern Europe	23 807	0.55	11 628	0.64	12 179	0.49	12 148	0.26	6 149	0.33	5 999	0.21
Western Europe	41 281	1.12	23 627	1.37	17 654	0.88	16 667	0.29	9 531	0.38	7 136	0.20
Southern Europe	26 330	0.94	14 143	1.09	12 187	0.80	10 982	0.27	6 064	0.33	4 918	0.20
Northern Europe	23 700	1.30	12 989	1.50	10 711	1.11	8 299	0.31	4 560	0.40	3 739	0.23
Australia and New Zealand	6 845	1.49	4 030	1.82	2 815	1.18	1 991	0.30	1 187	0.40	804	0.20
Melanesia	505	0.67	307	0.82	198	0.53	330	0.49	207	0.62	123	0.37
Polynesia	44	0.68	29	1.00	15	0.37	17	0.22	9	0.22	8	0.23
Micronesia	25	0.51	16	0.68	9	0.34	16	0.34	14	0.68	2	0
Low HDI	29 162	0.42	16 782	0.51	12 380	0.35	20 838	0.35	12 943	0.46	7 895	0.25
Medium HDI	86 310	0.37	51 414	0.45	34 896	0.29	58 475	0.26	36 386	0.34	22 089	0.19
High HDI	149 963	0.50	82 688	0.57	67 275	0.43	77 421	0.25	45 308	0.31	32 113	0.20
Very high HDI	243 881	1.03	133 671	1.23	110 210	0.86	91 874	0.28	51 259	0.35	40 615	0.20
World	509 590	0.61	284 713	0.72	224 877	0.51	248 724	0.27	145 969	0.35	102 755	0.21

Incidence, both sexes



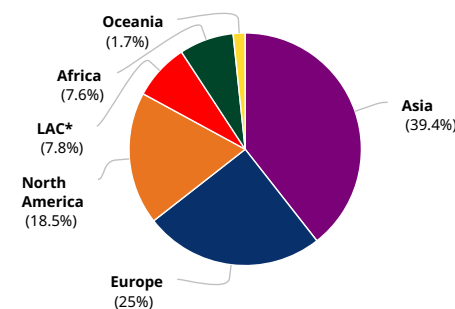
Region	Population	Number
Asia	217 695	
Europe	115 118	
North America	81 361	
Africa	48 587	
*Latin America and the Caribbean	39 410	
Oceania	7 419	
Total	509 590	

Mortality, both sexes



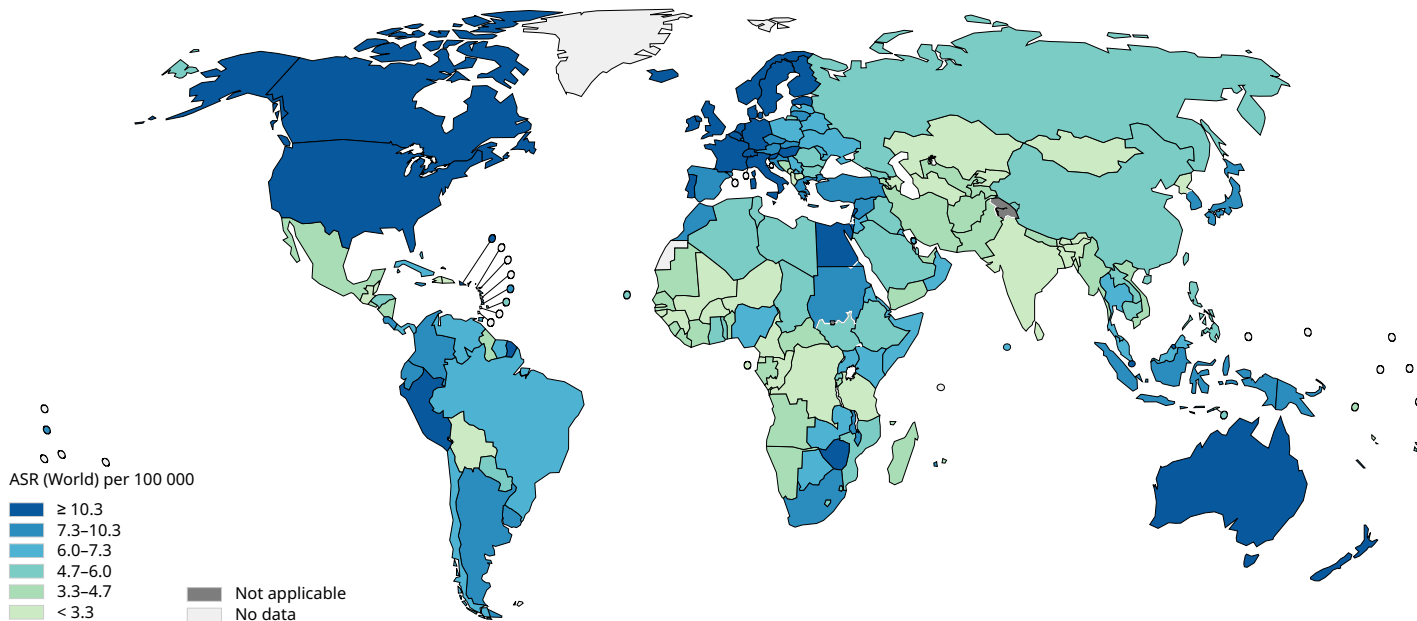
Region	Population	Number
Asia	124 585	
Europe	48 096	
Africa	32 395	
North America	23 565	
*Latin America and the Caribbean	17 729	
Oceania	2 354	
Total	248 724	

5-year prevalence, both sexes

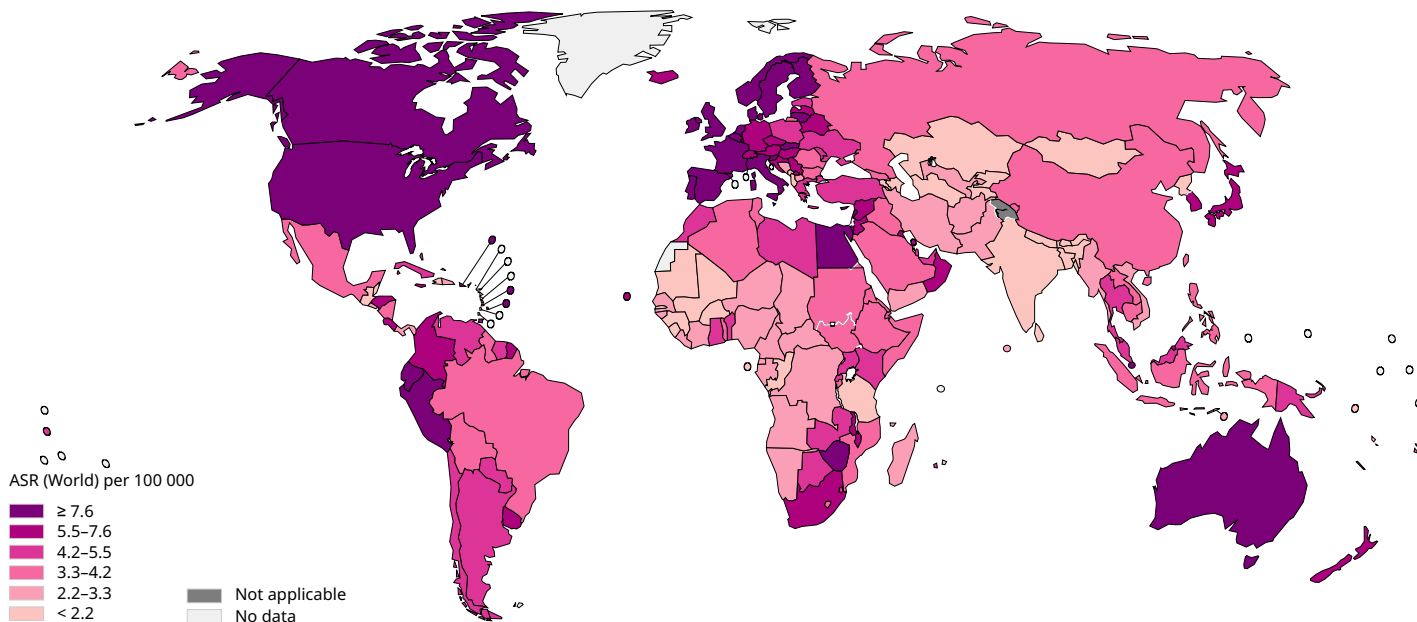


Region	Population	Number
Asia	533 403	
Europe	338 753	
North America	249 839	
*Latin America and the Caribbean	106 196	
Africa	102 615	
Oceania	22 467	
Total	1 353 273	

Age standardized (World) incidence rates, non-hodgkin lymphoma, males, all ages



Age standardized (World) incidence rates, non-hodgkin lymphoma, females, all ages

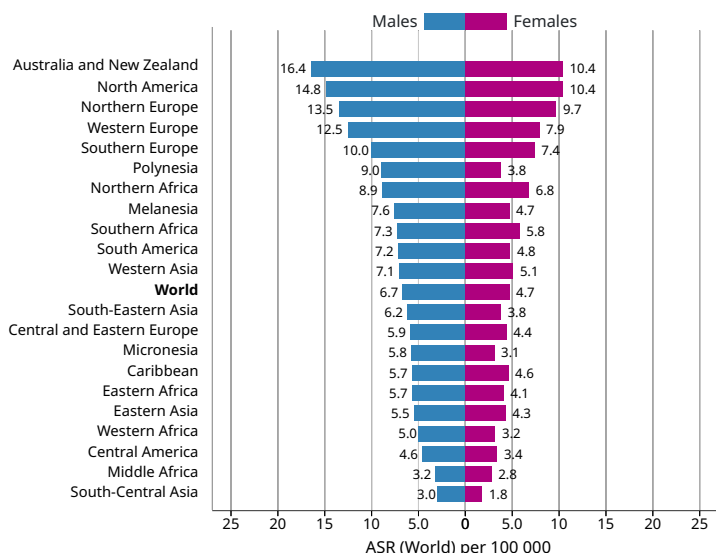


Data source: GLOBOCAN 2018
 Graph production: IARC (<http://gco.iarc.fr/today>)
 World Health Organization



© International Agency for Research on Cancer 2018

Age standardized (World) incidence rates, non-hodgkin lymphoma, by sex



Age standardized (World) incidence and mortality rates, non-hodgkin lymphoma

