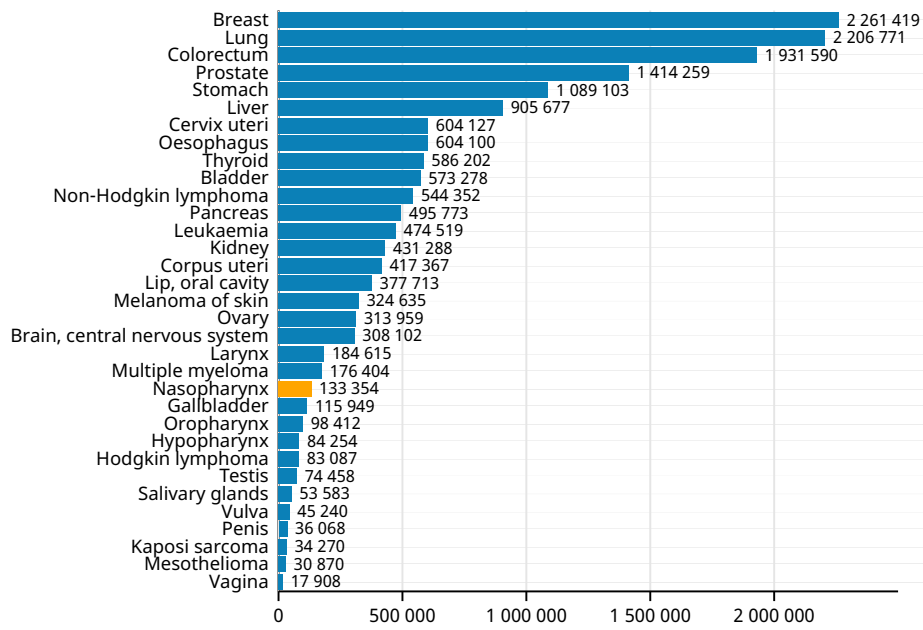


Nasopharynx

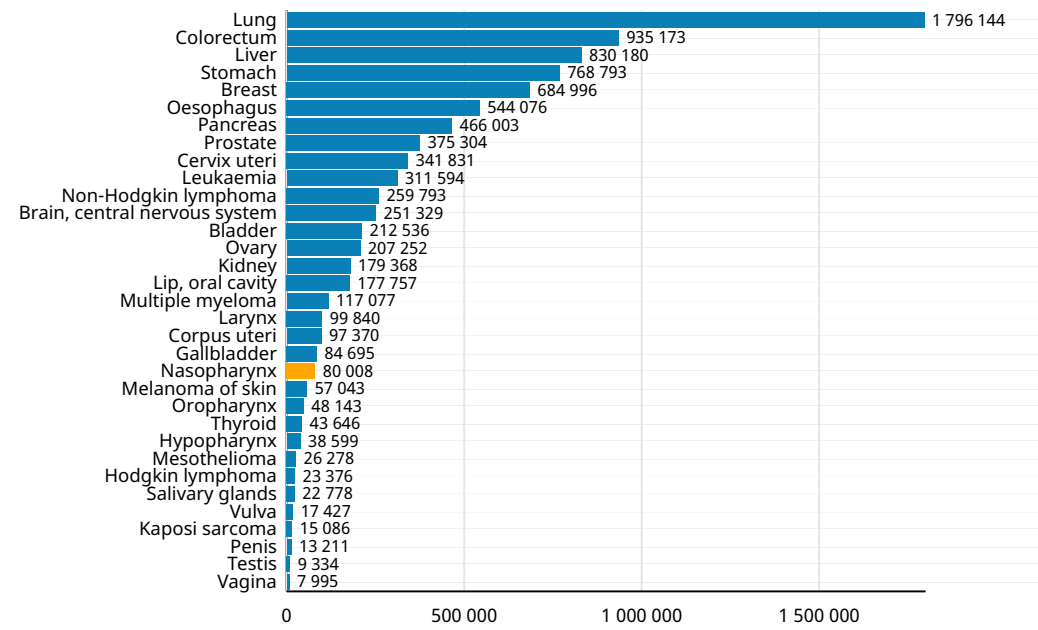
Source: Globocan 2020



Number of new cases in 2020, both sexes, all ages



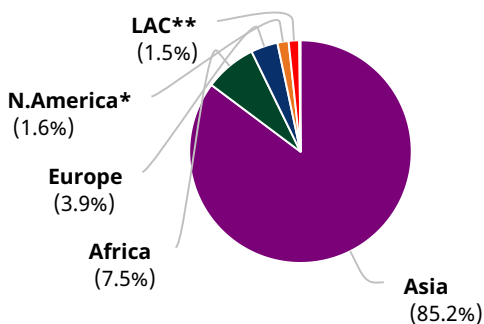
Number of deaths in 2020, both sexes, all ages



Cancer incidence and mortality statistics worldwide and by region

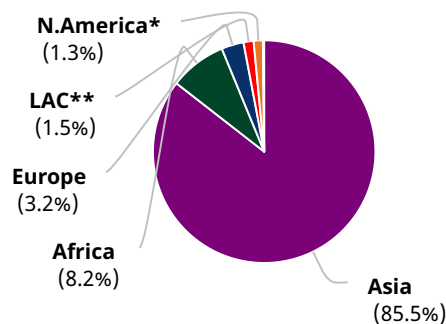
	Incidence						Mortality					
	Both sexes		Males		Females		Both sexes		Males		Females	
	New cases	Cum. risk 0-74 (%)	New cases	Cum. risk 0-74 (%)	New cases	Cum. risk 0-74 (%)	Deaths	Cum. risk 0-74 (%)	Deaths	Cum. risk 0-74 (%)	Deaths	Cum. risk 0-74 (%)
Eastern Africa	3 186	0.12	1 970	0.16	1 216	0.08	2 201	0.10	1 358	0.13	843	0.07
Middle Africa	1 212	0.12	765	0.18	447	0.07	852	0.10	536	0.15	316	0.06
Northern Africa	3 525	0.16	2 399	0.23	1 126	0.10	2 113	0.11	1 444	0.15	669	0.06
Southern Africa	212	0.03	140	0.05	72	0.02	145	0.03	95	0.04	50	0.02
Western Africa	1 906	0.07	1 253	0.10	653	0.04	1 289	0.06	845	0.08	444	0.04
Caribbean	313	0.07	247	0.11	66	0.03	198	0.04	157	0.07	41	0.02
Central America	309	0.02	232	0.03	77	0.01	181	0.01	132	0.02	49	0.01
South America	1 423	0.03	993	0.05	430	0.02	797	0.02	552	0.03	245	0.01
Northern America	2 177	0.04	1 555	0.06	622	0.02	1 071	0.02	757	0.03	314	0.01
Eastern Asia	65 866	0.29	47 857	0.42	18 009	0.16	36 453	0.16	26 345	0.24	10 108	0.09
South-Eastern Asia	36 747	0.55	27 361	0.86	9 386	0.26	24 219	0.40	18 521	0.64	5 698	0.17
South-Central Asia	8 366	0.05	5 611	0.06	2 755	0.03	6 117	0.03	4 111	0.05	2 006	0.02
Western Asia	2 680	0.11	2 013	0.17	667	0.05	1 645	0.07	1 236	0.11	409	0.03
Central and Eastern Europe	1 901	0.05	1 342	0.08	559	0.02	1 091	0.03	783	0.05	308	0.01
Western Europe	1 304	0.04	936	0.06	368	0.02	502	0.01	366	0.02	136	0.01
Southern Europe	1 584	0.07	1 230	0.11	354	0.03	746	0.03	561	0.05	185	0.01
Northern Europe	415	0.03	287	0.04	128	0.02	247	0.01	187	0.02	60	0.00
Australia and New Zealand	176	0.04	134	0.07	42	0.02	101	0.02	73	0.03	28	0.01
Melanesia	22	0.03	20	0.05	2	0.00	14	0.02	13	0.04	1	0.00
Polynesia	11	0.15	9	0.26	2	0.05	9	0.13	7	0.20	2	0.05
Micronesia	19	0.35	17	0.71	2	0	17	0.32	15	0.64	2	0
Low HDI	5 722	0.09	3 587	0.13	2 135	0.06	3 996	0.07	2 508	0.10	1 488	0.05
Medium HDI	19 543	0.10	13 407	0.14	6 136	0.06	13 314	0.07	9 159	0.10	4 155	0.04
High HDI	93 153	0.27	68 301	0.40	24 852	0.14	54 850	0.17	40 534	0.26	14 316	0.08
Very high HDI	14 911	0.07	11 052	0.11	3 859	0.03	7 828	0.03	5 874	0.06	1 954	0.02
World	133 354	0.16	96 371	0.24	36 983	0.09	80 008	0.10	58 094	0.16	21 914	0.05

Incidence, both sexes



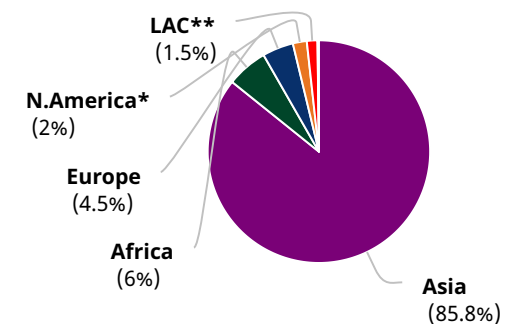
Region	Population	Number
Asia	113 659	
Africa	10 041	
Europe	5 204	
*Northern America	2 177	
**Latin America and the Caribbean	2 045	
Oceania	228	
Total	133 354	

Mortality, both sexes



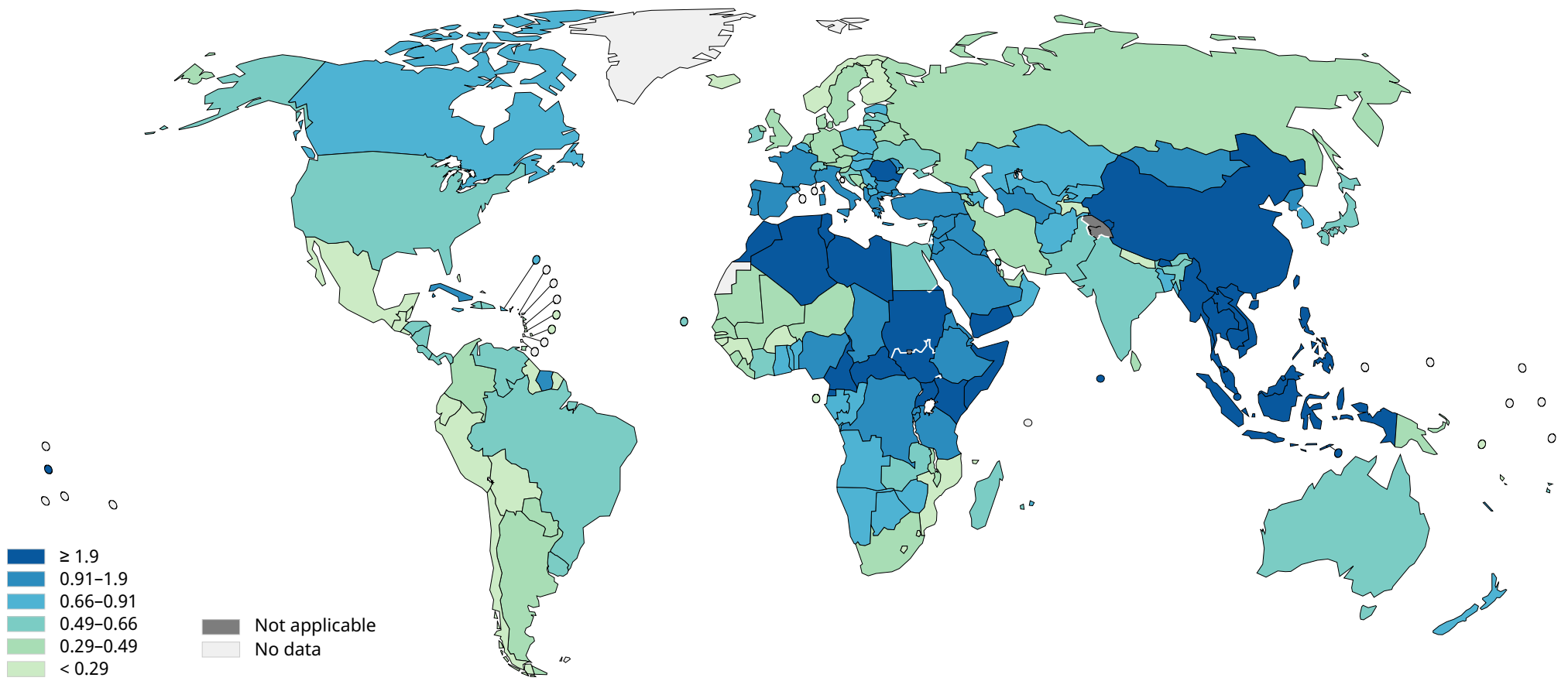
Region	Population	Number
Asia	68 434	
Africa	6 600	
Europe	2 586	
**Latin America and the Caribbean	1 176	
*Northern America	1 071	
Oceania	141	
Total	80 008	

5-year prevalence, both sexes

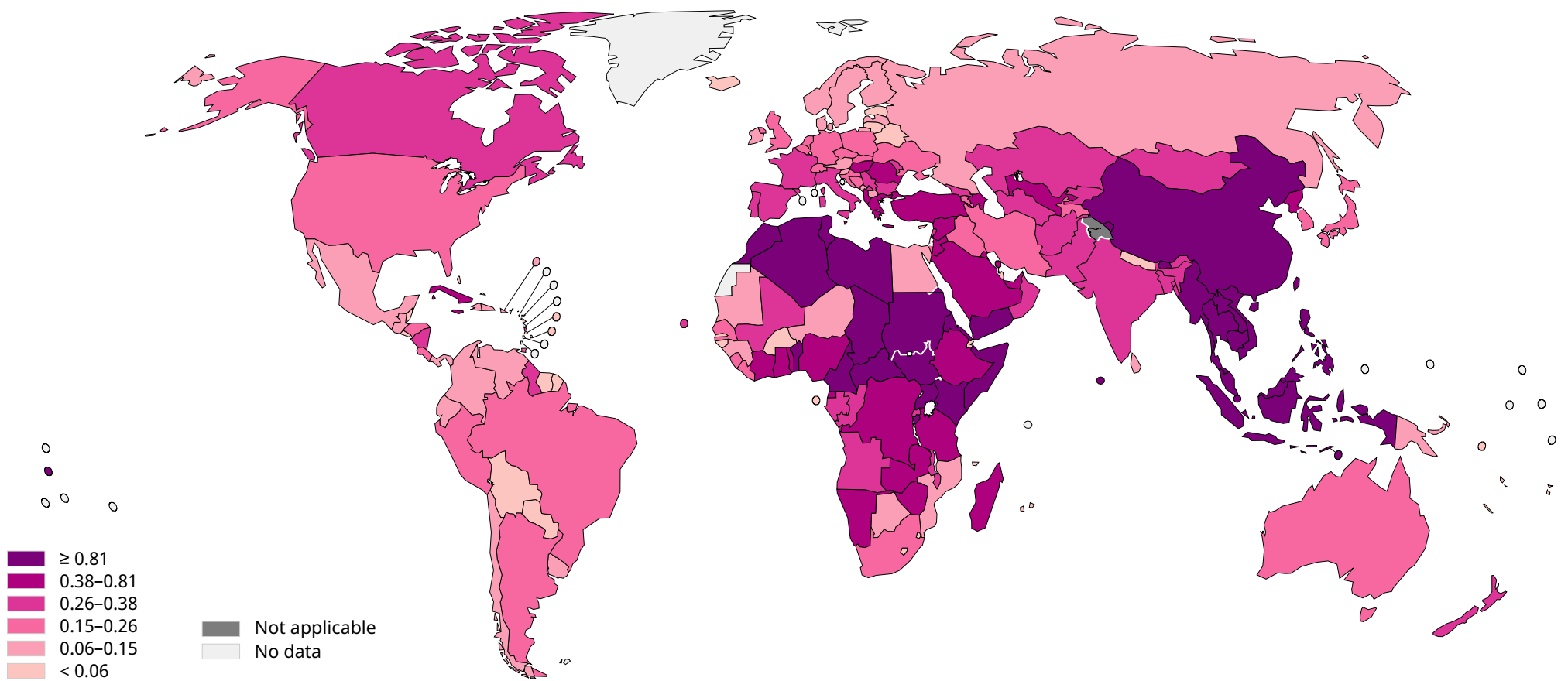


Region	Population	Number
Asia	328 036	
Africa	22 761	
Europe	17 323	
*Northern America	7 756	
**Latin America and the Caribbean	5 889	
Oceania	742	
Total	382 507	

Age standardized (World) incidence rates, nasopharynx, males, all ages



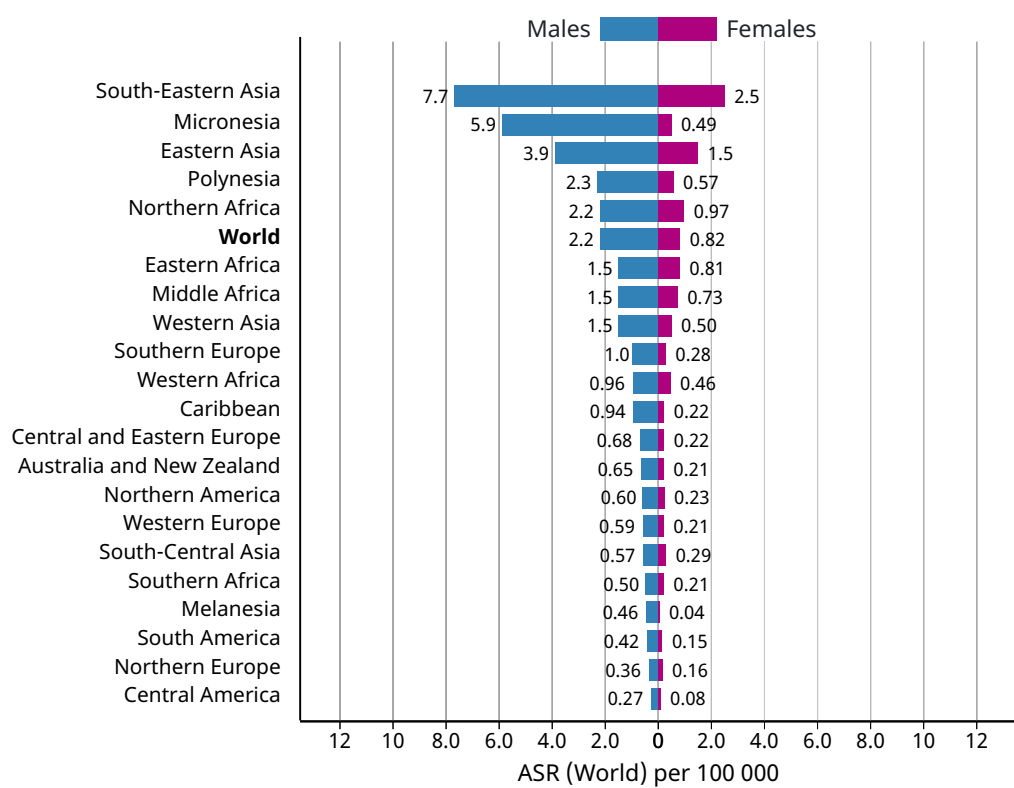
Age standardized (World) incidence rates, nasopharynx, females, all ages



Data source: GLOBOCAN 2020
Graph production: IARC (<https://gco.iarc.fr/today>)
World Health Organization

World Health Organization
© International Agency for Research on Cancer 2020

Age standardized (World) incidence rates, nasopharynx, by sex



Age standardized (World) incidence and mortality rates, nasopharynx

