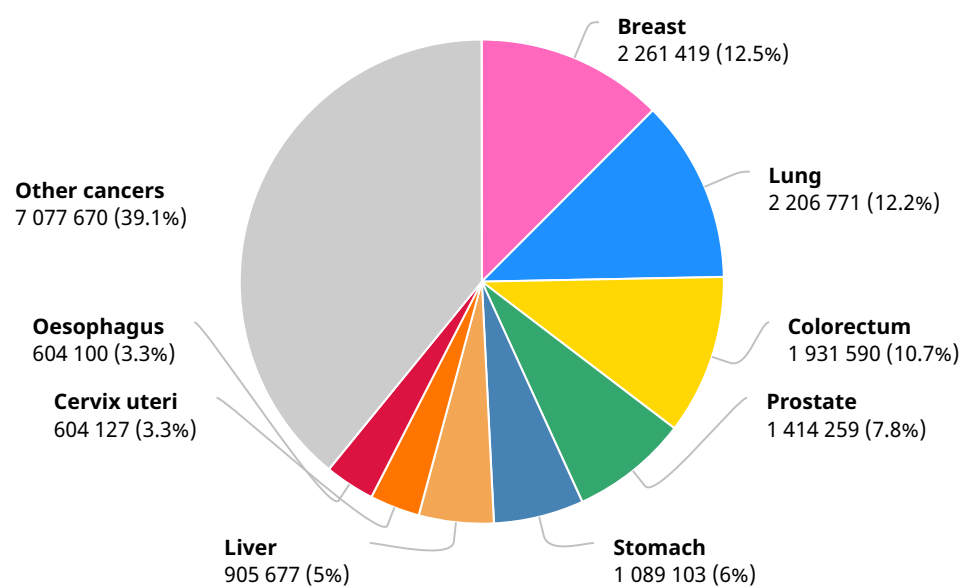


All cancers excl. non-melanoma skin cancer

Source: Globocan 2020

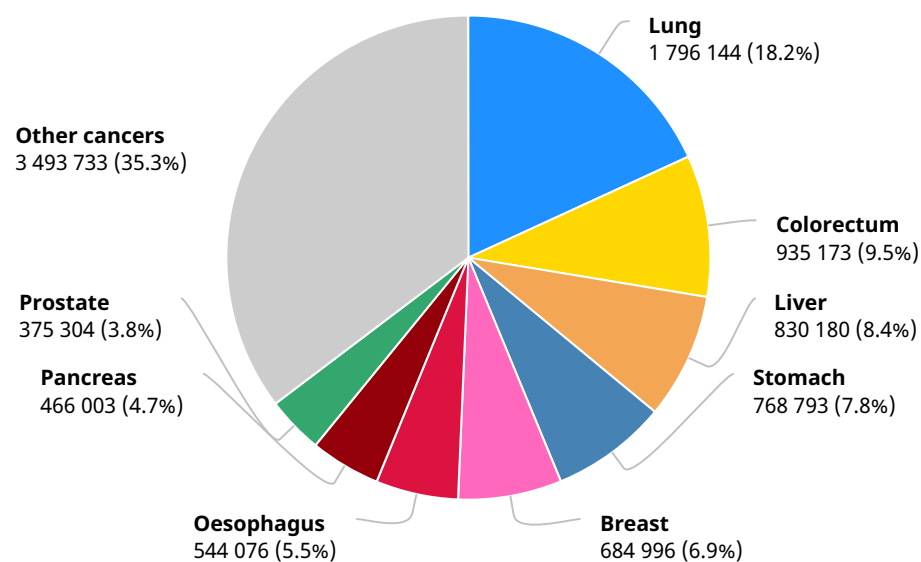


Number of new cases in 2020, both sexes, all ages



Total: 18 094 716 cases

Number of deaths in 2020, both sexes, all ages

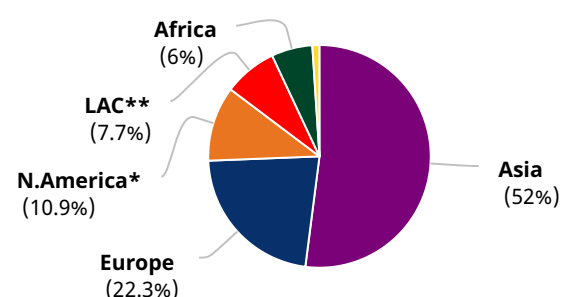


Total: 9 894 402 deaths

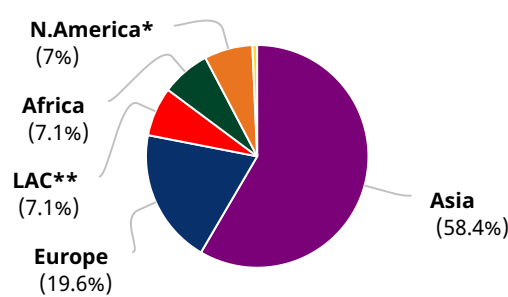
Cancer incidence and mortality statistics worldwide and by region

	Incidence						Mortality					
	Both sexes		Males		Females		Both sexes		Males		Females	
	New cases	Cum. risk 0-74 (%)	New cases	Cum. risk 0-74 (%)	New cases	Cum. risk 0-74 (%)	Deaths	Cum. risk 0-74 (%)	Deaths	Cum. risk 0-74 (%)	Deaths	Cum. risk 0-74 (%)
Eastern Africa	323 781	13.30	123 544	11.65	200 237	14.87	219 077	9.77	86 631	8.56	132 446	10.89
Middle Africa	104 652	11.51	44 738	11.50	59 914	11.69	70 877	8.26	31 446	8.15	39 431	8.47
Northern Africa	303 199	14.44	145 999	14.94	157 200	14.02	189 142	9.13	102 783	10.34	86 359	7.99
Southern Africa	108 330	18.87	49 541	21.11	58 789	17.49	61 014	11.39	29 202	13.23	31 812	10.15
Western Africa	242 210	11.48	97 742	10.45	144 468	12.50	162 717	8.32	69 432	7.77	93 285	8.87
Caribbean	108 241	19.02	57 009	21.54	51 232	16.83	65 230	10.36	35 842	11.73	29 388	9.18
Central America	250 666	13.83	115 048	14.17	135 618	13.62	124 644	6.87	60 760	7.09	63 884	6.70
South America	1 040 048	19.54	509 712	21.20	530 336	18.25	515 475	9.39	263 947	10.50	251 528	8.47
Northern America	1 970 287	29.16	1 000 607	30.71	969 680	27.85	693 889	9.17	363 987	10.23	329 902	8.21
Eastern Asia	5 968 915	21.82	3 274 819	24.48	2 694 096	19.30	3 605 053	13.07	2 168 284	16.31	1 436 769	9.85
South-Eastern Asia	1 084 829	15.43	517 930	16.23	566 899	14.87	684 018	10.01	370 860	11.74	313 158	8.49
South-Central Asia	1 929 099	10.82	953 179	10.99	975 920	10.68	1 249 821	7.36	654 405	7.82	595 416	6.92
Western Asia	433 827	17.99	226 820	20.36	207 007	16.15	242 774	10.55	139 925	13.03	102 849	8.35
Central and Eastern Europe	1 269 284	24.95	636 705	29.84	632 579	21.69	691 336	13.32	379 674	18.18	311 662	9.76
Western Europe	1 245 175	29.18	674 117	32.40	571 058	26.24	557 015	10.83	309 005	12.97	248 010	8.82
Southern Europe	888 610	26.63	484 233	30.31	404 377	23.32	420 082	10.49	242 221	13.14	177 861	8.05
Northern Europe	639 194	29.03	335 128	31.02	304 066	27.22	274 119	10.21	145 687	11.31	128 432	9.18
Australia and New Zealand	166 845	30.05	88 134	32.11	78 711	28.06	57 780	8.46	32 096	9.62	25 684	7.34
Melanesia	14 846	18.91	6 556	19.47	8 290	18.64	8 751	12.15	4 133	12.72	4 618	11.73
Polynesia	1 668	24.02	871	26.40	797	21.71	927	13.93	521	16.09	406	11.81
Micronesia	1 010	18.85	525	21.05	485	16.89	661	12.66	373	15.37	288	10.10
Low HDI	635 874	11.84	255 843	10.80	380 031	12.88	433 641	8.68	183 153	8.01	250 488	9.34
Medium HDI	2 302 145	11.41	1 121 786	11.62	1 180 359	11.25	1 502 631	7.82	781 667	8.39	720 964	7.28
High HDI	7 249 438	19.30	3 770 938	21.22	3 478 500	17.60	4 496 483	12.18	2 611 021	14.84	1 885 462	9.66
Very high HDI	7 898 448	26.88	4 189 763	29.97	3 708 685	24.29	3 457 211	10.36	1 912 921	12.62	1 544 290	8.35
World	18 094 716	19.59	9 342 957	21.50	8 751 759	17.94	9 894 402	10.61	5 491 214	12.53	4 403 188	8.83

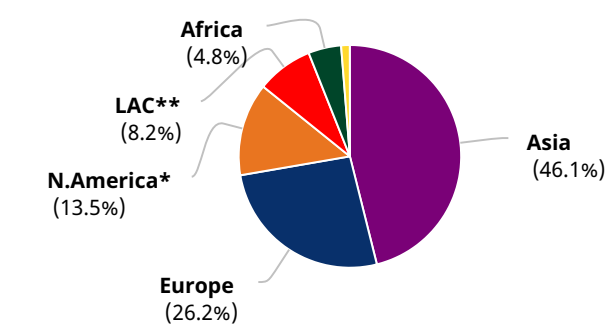
Incidence, both sexes



Mortality, both sexes



5-year prevalence, both sexes

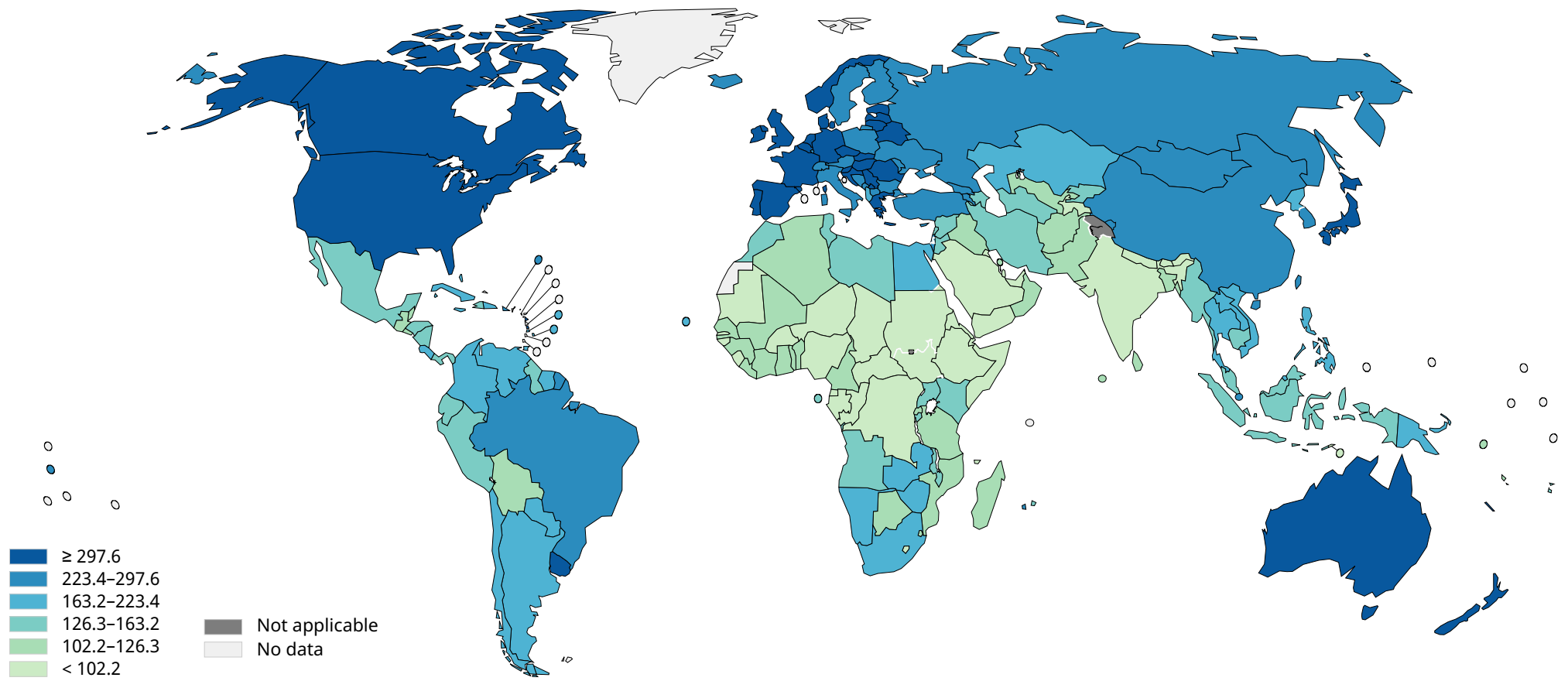


Region	Population	Number
Asia	9 416 670	
Europe	4 042 263	
*Northern America	1 970 287	
**Latin America and the Caribbean	1 398 955	
Africa	1 082 172	
Oceania	184 369	
Total	18 094 716	

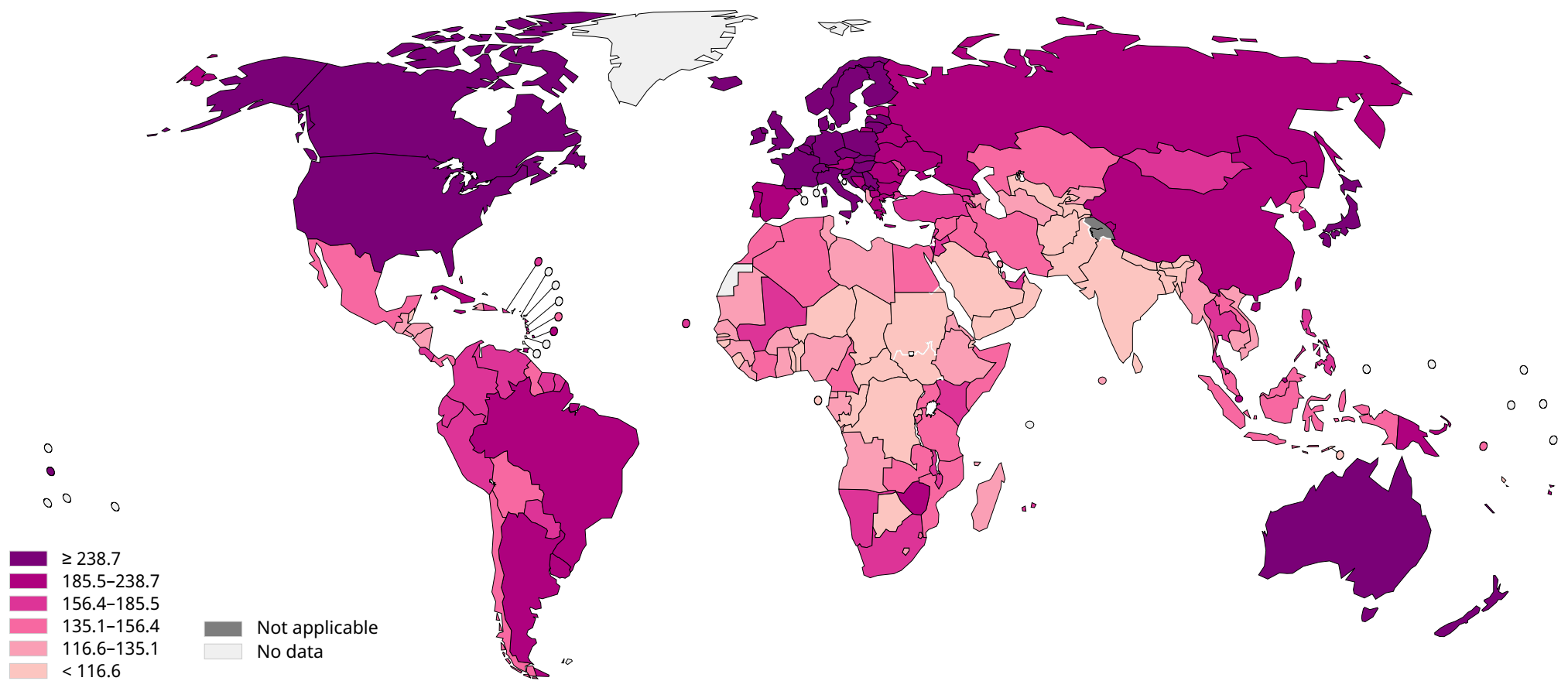
Region	Population	Number
Asia	5 781 666	
Europe	1 942 552	
**Latin America and the Caribbean	705 349	
Africa	702 827	
*Northern America	693 889	
Oceania	68 119	
Total	9 894 402	

Region	Population	Number
Asia	20 330 347	
Europe	11 543 503	
*Northern America	5 948 450	
**Latin America and the Caribbean	3 609 033	
Africa	2 100 371	
Oceania	559 698	
Total	44 091 402	

Age standardized (World) incidence rates, all cancers excl. non-melanoma skin cancer, males, all ages



Age standardized (World) incidence rates, all cancers excl. non-melanoma skin cancer, females, all ages

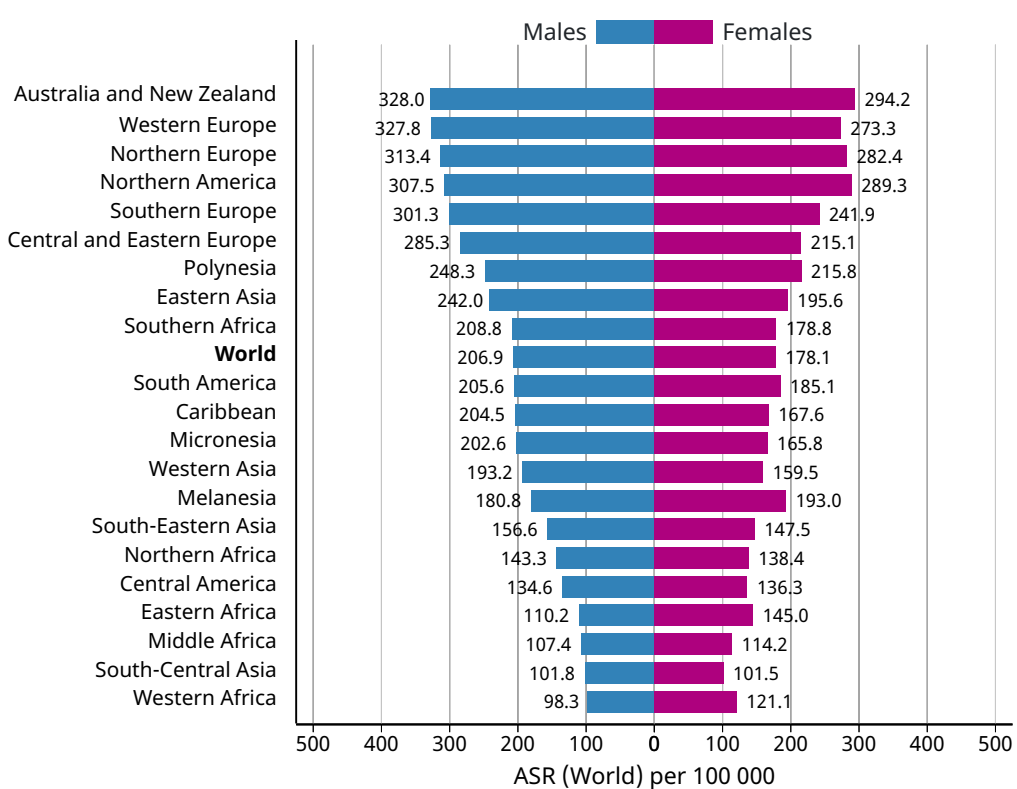


Data source: GLOBOCAN 2020
Graph production: IARC (<https://gco.iarc.fr/today>)
World Health Organization



© International Agency for Research on Cancer 2020

Age standardized (World) incidence rates, all cancers excl. non-melanoma skin cancer, by sex



Age standardized (World) incidence and mortality rates, all cancers excl. non-melanoma skin cancer

