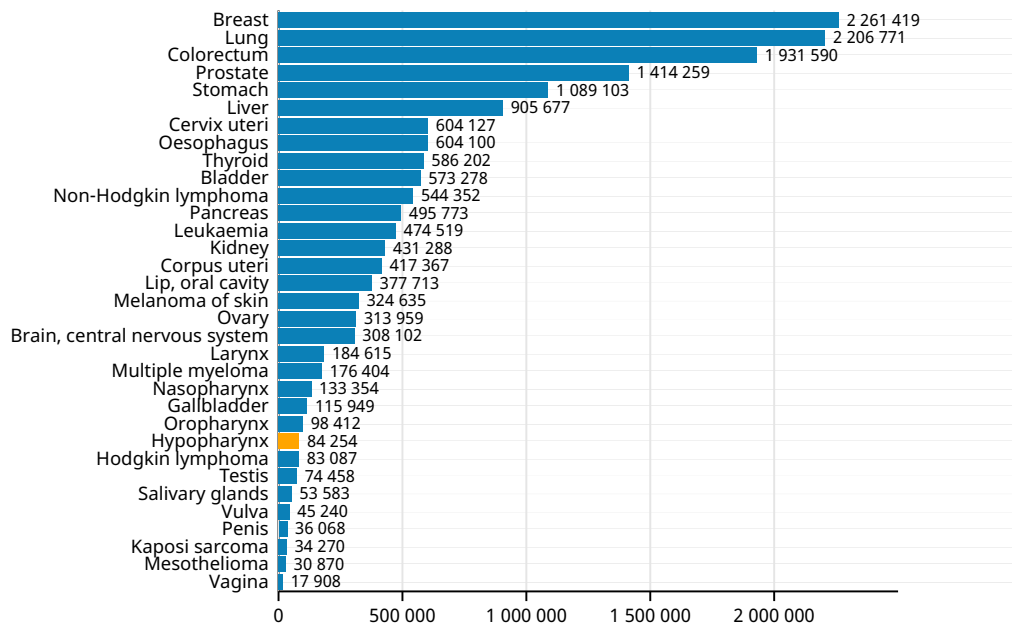


Hypopharynx

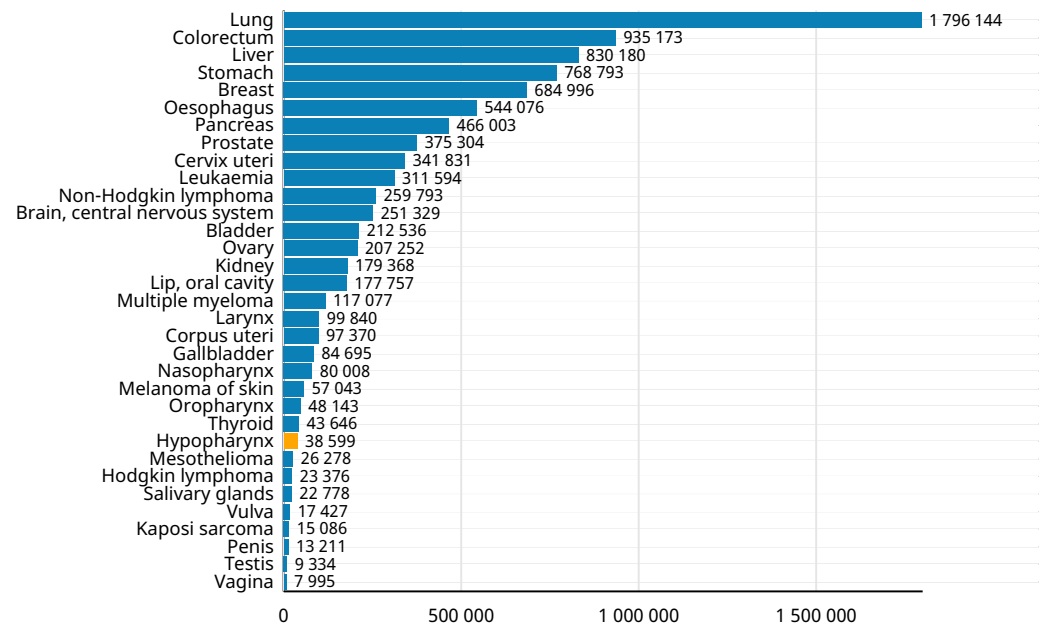
Source: Globocan 2020



Number of new cases in 2020, both sexes, all ages



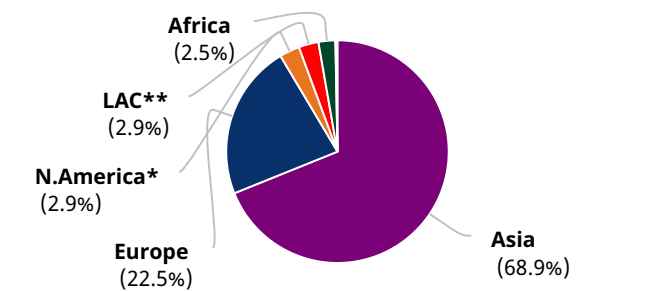
Number of deaths in 2020, both sexes, all ages



Cancer incidence and mortality statistics worldwide and by region

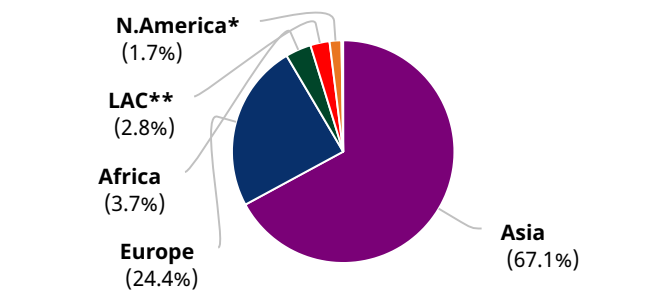
	Incidence						Mortality					
	Both sexes		Males		Females		Both sexes		Males		Females	
	New cases	Cum. risk 0-74 (%)	New cases	Cum. risk 0-74 (%)	New cases	Cum. risk 0-74 (%)	Deaths	Cum. risk 0-74 (%)	Deaths	Cum. risk 0-74 (%)	Deaths	Cum. risk 0-74 (%)
Eastern Africa	691	0.04	488	0.06	203	0.02	536	0.03	377	0.05	159	0.02
Middle Africa	351	0.05	309	0.09	42	0.01	283	0.04	249	0.07	34	0.01
Northern Africa	560	0.03	281	0.03	279	0.02	328	0.01	176	0.02	152	0.01
Southern Africa	207	0.05	152	0.08	55	0.02	90	0.02	66	0.04	24	0.01
Western Africa	256	0.01	123	0.01	133	0.01	202	0.01	97	0.01	105	0.01
Caribbean	252	0.06	219	0.11	33	0.01	82	0.02	72	0.03	10	0.00
Central America	186	0.01	142	0.02	44	0.00	104	0.01	80	0.01	24	0.00
South America	1 992	0.04	1 693	0.08	299	0.01	890	0.02	762	0.04	128	0.00
Northern America	2 462	0.05	2 014	0.08	448	0.02	664	0.01	552	0.02	112	0.00
Eastern Asia	13 079	0.06	12 168	0.11	911	0.01	6 650	0.03	6 123	0.05	527	0.00
South-Eastern Asia	5 231	0.09	4 383	0.15	848	0.03	3 038	0.05	2 566	0.08	472	0.01
South-Central Asia	39 222	0.25	31 035	0.41	8 187	0.10	16 018	0.11	12 542	0.17	3 476	0.04
Western Asia	526	0.03	317	0.03	209	0.02	200	0.01	130	0.01	70	0.01
Central and Eastern Europe	9 145	0.23	8 413	0.50	732	0.03	5 255	0.13	4 831	0.29	424	0.02
Western Europe	5 912	0.20	4 905	0.35	1 007	0.07	2 402	0.07	2 075	0.13	327	0.02
Southern Europe	2 664	0.11	2 418	0.21	246	0.02	1 079	0.04	966	0.08	113	0.01
Northern Europe	1 275	0.08	991	0.13	284	0.03	682	0.04	561	0.07	121	0.01
Australia and New Zealand	222	0.05	188	0.09	34	0.02	83	0.02	69	0.03	14	0.00
Melanesia	16	0.01	10	0.01	6	0.01	10	0.01	6	0.01	4	0.01
Polynesia	5	0.11	5	0.23	0	0	3	0.08	3	0.17	0	0
Micronesia	0	0	0	0	0	0	0	0	0	0	0	0
Low HDI	1 117	0.02	741	0.04	376	0.01	813	0.02	546	0.03	267	0.01
Medium HDI	42 745	0.25	34 043	0.41	8 702	0.09	18 296	0.11	14 461	0.18	3 835	0.04
High HDI	13 024	0.04	11 477	0.08	1 547	0.01	6 830	0.02	6 011	0.04	819	0.00
Very high HDI	27 359	0.13	23 984	0.24	3 375	0.03	12 659	0.05	11 284	0.10	1 375	0.01
World	84 254	0.11	70 254	0.19	14 000	0.03	38 599	0.05	32 303	0.09	6 296	0.01

Incidence, both sexes



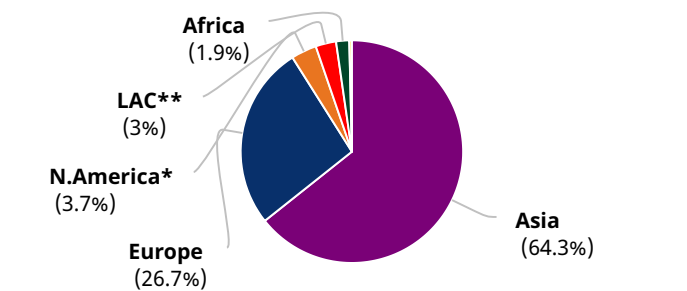
Region	Population	Number
Asia	58 058	
Europe	18 996	
*Northern America	2 462	
**Latin America and the Caribbean	2 430	
Africa	2 065	
Oceania	243	
Total	84 254	

Mortality, both sexes



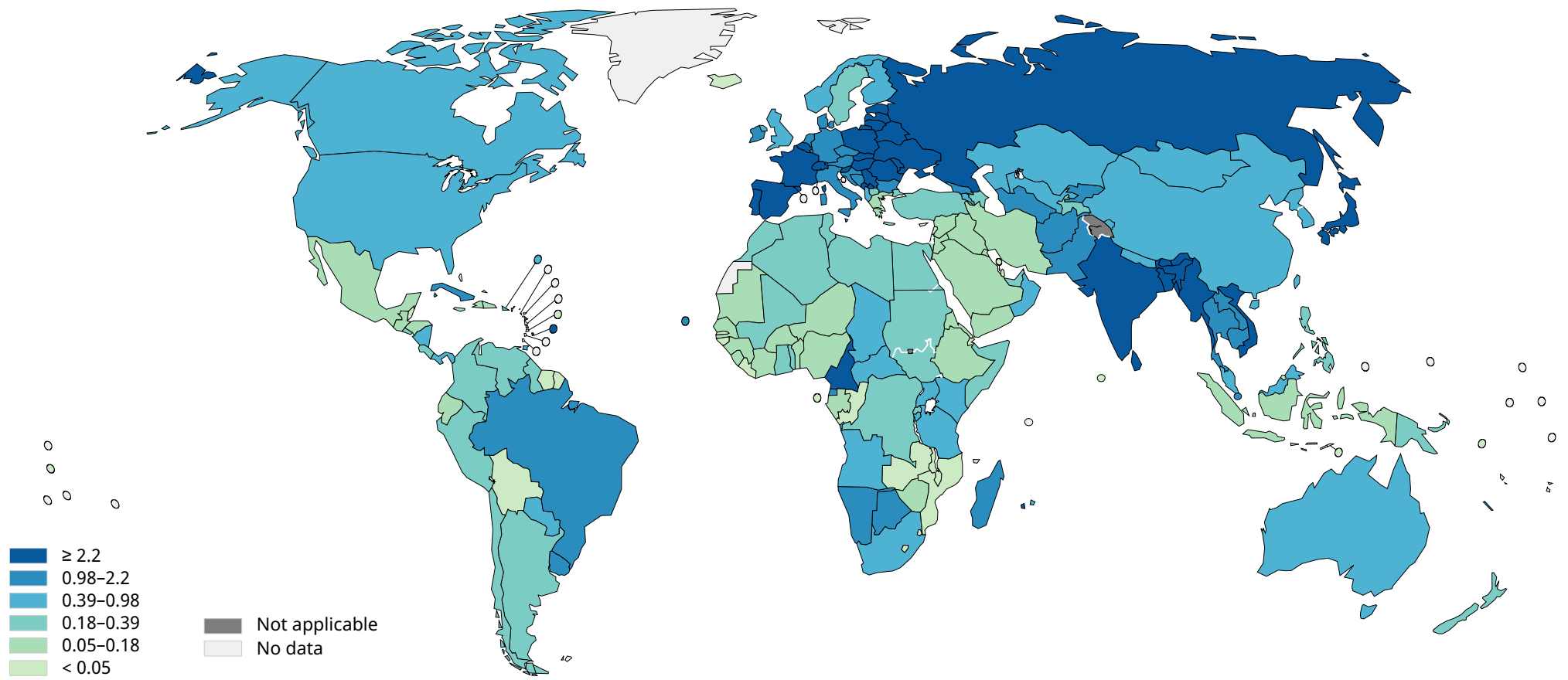
Region	Population	Number
Asia	25 906	
Europe	9 418	
Africa	1 439	
**Latin America and the Caribbean	1 076	
*Northern America	664	
Oceania	96	
Total	38 599	

5-year prevalence, both sexes

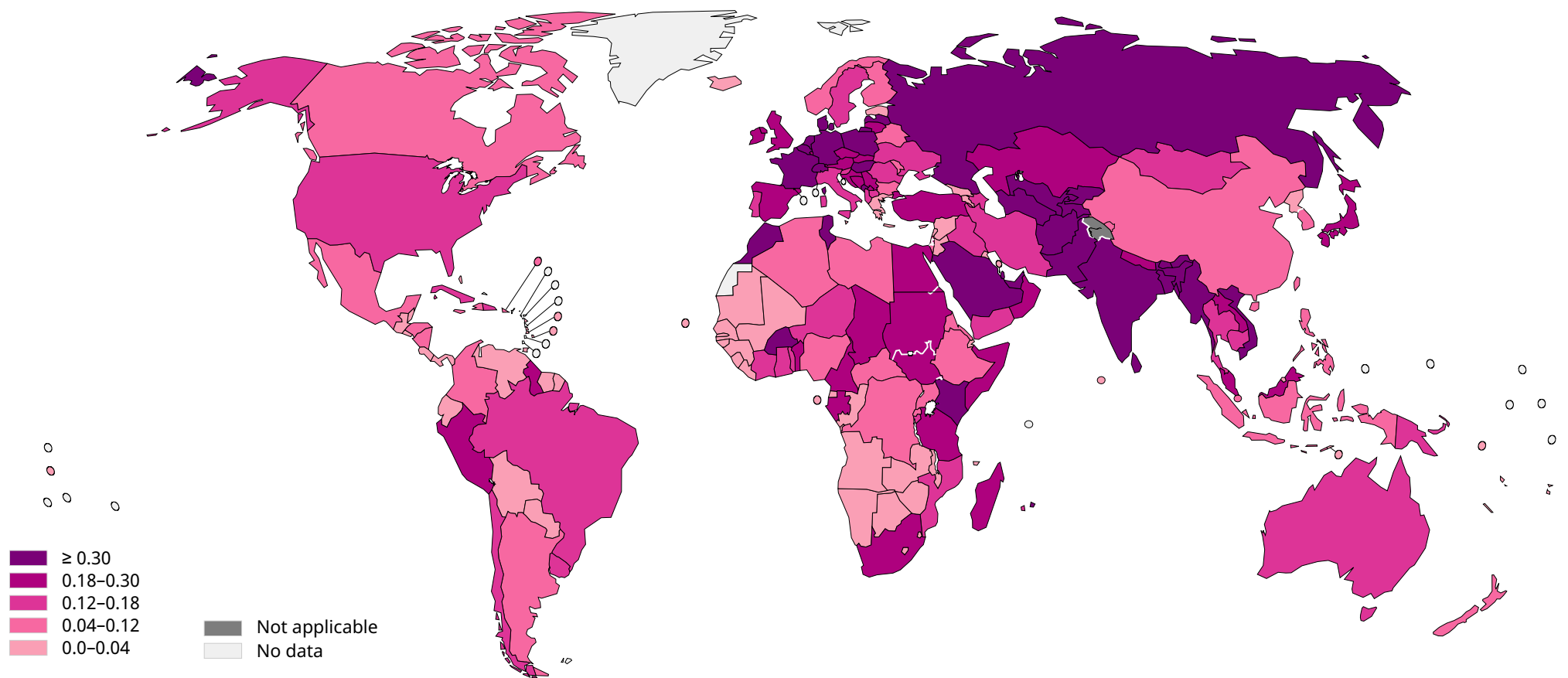


Region	Population	Number
Asia	85 380	
Europe	35 433	
*Northern America	4 927	
**Latin America and the Caribbean	3 952	
Africa	2 541	
Oceania	484	
Total	132 717	

Age standardized (World) incidence rates, hypopharynx, males, all ages



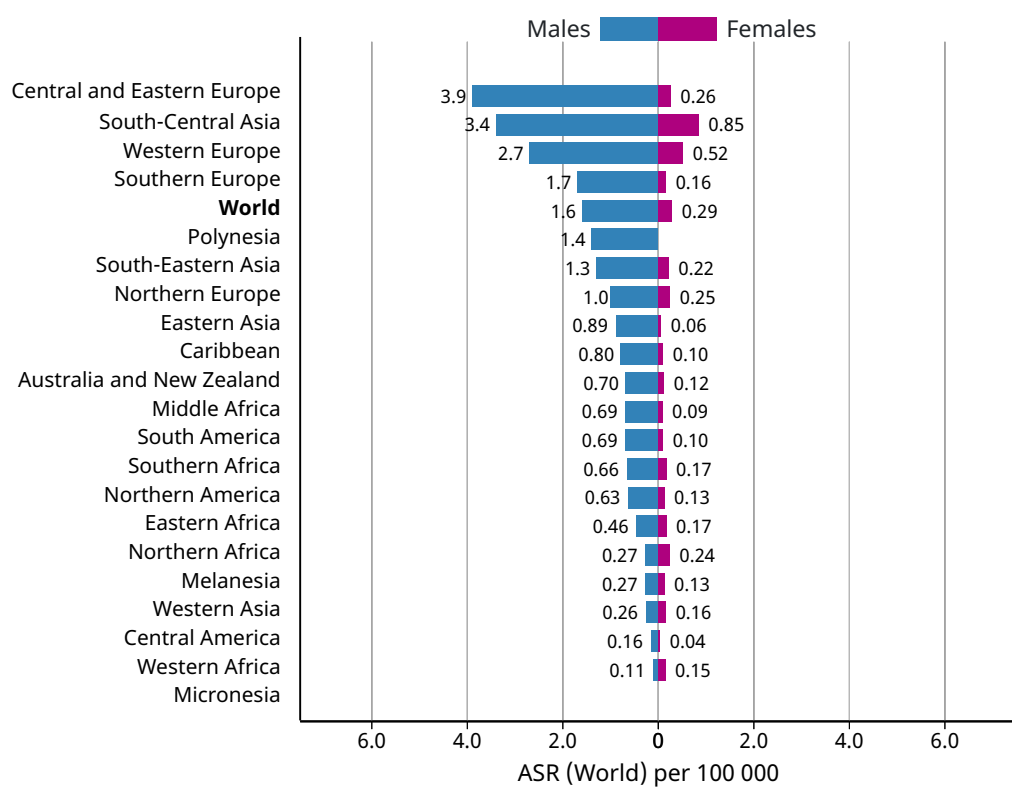
Age standardized (World) incidence rates, hypopharynx, females, all ages



Data source: GLOBOCAN 2020
Graph production: IARC (<https://gco.iarc.fr/today>)
World Health Organization

World Health Organization
© International Agency for Research on Cancer 2020

Age standardized (World) incidence rates, hypopharynx, by sex



Age standardized (World) incidence and mortality rates, hypopharynx

