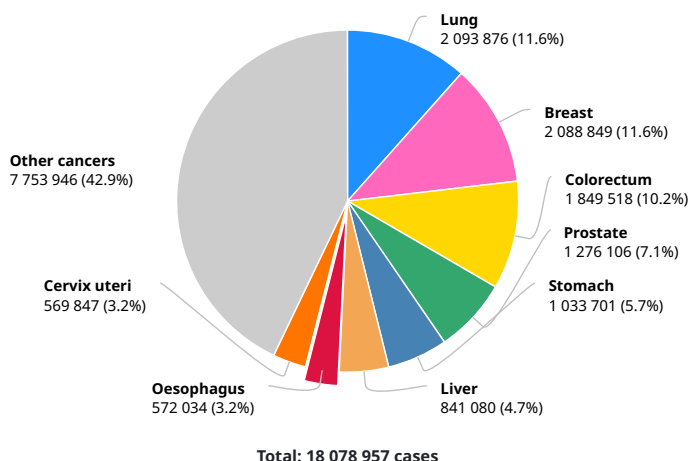


Oesophagus

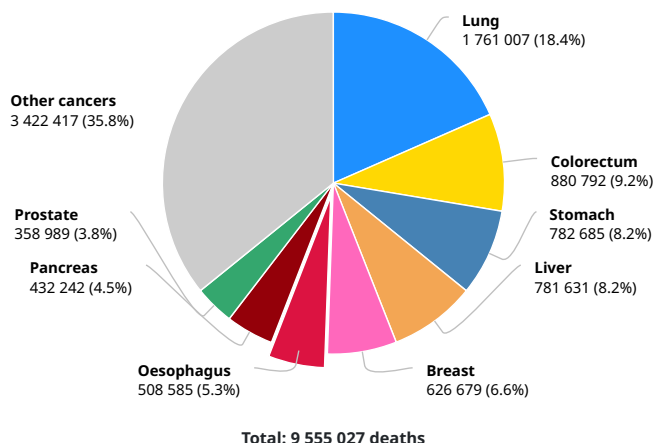
Source: Globocan 2018



Number of new cases in 2018, both sexes, all ages



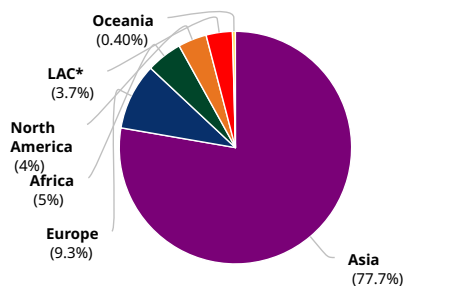
Number of deaths in 2018, both sexes, all ages



Cancer incidence and mortality statistics worldwide and by region

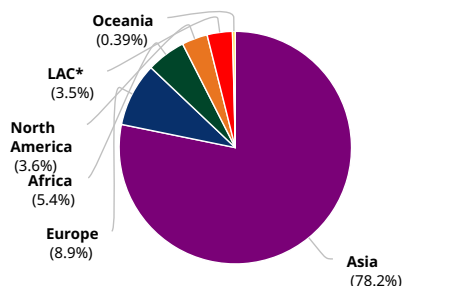
	Incidence						Mortality					
	Both sexes		Males		Females		Both sexes		Males		Females	
	New cases	Cum. risk 0-74 (%)	New cases	Cum. risk 0-74 (%)	New cases	Cum. risk 0-74 (%)	Deaths	Cum. risk 0-74 (%)	Deaths	Cum. risk 0-74 (%)	Deaths	Cum. risk 0-74 (%)
Eastern Africa	17 792	0.97	9 657	1.12	8 135	0.84	17 564	0.96	9 574	1.11	7 990	0.83
Middle Africa	1 564	0.22	855	0.24	709	0.21	1 450	0.22	772	0.24	678	0.20
Northern Africa	3 093	0.18	1 627	0.20	1 466	0.17	2 900	0.17	1 509	0.18	1 391	0.16
Southern Africa	3 913	0.82	2 331	1.19	1 582	0.55	3 793	0.80	2 297	1.17	1 496	0.52
Western Africa	2 132	0.12	1 358	0.17	774	0.08	1 996	0.12	1 292	0.17	704	0.07
Caribbean	1 882	0.40	1 488	0.67	394	0.15	1 645	0.34	1 315	0.59	330	0.12
Central America	1 756	0.11	1 289	0.18	467	0.05	1 661	0.11	1 257	0.18	404	0.04
South America	17 337	0.39	12 673	0.64	4 664	0.17	14 588	0.32	10 935	0.55	3 653	0.13
North America	22 689	0.41	18 052	0.69	4 637	0.14	18 222	0.30	14 564	0.53	3 658	0.10
Eastern Asia	335 080	1.53	237 160	2.22	97 920	0.85	300 878	1.32	212 430	1.92	88 448	0.72
South-Eastern Asia	12 864	0.22	10 418	0.38	2 446	0.08	11 857	0.21	9 614	0.36	2 243	0.07
South-Central Asia	92 741	0.62	58 395	0.80	34 346	0.45	81 432	0.55	53 404	0.74	28 028	0.37
Western Asia	3 912	0.20	2 055	0.23	1 857	0.17	3 578	0.18	1 924	0.21	1 654	0.15
Central and Eastern Europe	15 616	0.37	12 723	0.74	2 893	0.10	14 140	0.33	11 631	0.67	2 509	0.08
Western Europe	17 980	0.53	13 732	0.86	4 248	0.22	14 423	0.38	11 177	0.64	3 246	0.14
Southern Europe	6 449	0.23	5 153	0.41	1 296	0.07	5 644	0.19	4 545	0.33	1 099	0.05
Northern Europe	12 919	0.66	9 059	1.04	3 860	0.31	10 854	0.50	7 579	0.79	3 275	0.22
Australia and New Zealand	2 048	0.41	1 492	0.65	556	0.17	1 708	0.31	1 201	0.49	507	0.13
Melanesia	238	0.41	155	0.59	83	0.26	227	0.40	147	0.58	80	0.26
Polynesia	17	0.32	17	0.65	0	0	13	0.26	13	0.52	0	0
Micronesia	12	0.31	10	0.50	2	0.13	12	0.31	10	0.50	2	0.13
Low HDI	19 975	0.45	10 748	0.51	9 227	0.40	19 406	0.44	10 446	0.50	8 960	0.39
Medium HDI	104 697	0.51	67 863	0.68	36 834	0.34	95 585	0.46	63 849	0.64	31 736	0.29
High HDI	343 605	1.24	239 990	1.81	103 615	0.70	312 604	1.09	219 438	1.61	93 166	0.60
Very high HDI	103 613	0.46	80 988	0.79	22 625	0.16	80 865	0.33	63 361	0.58	17 504	0.10
World	572 034	0.78	399 699	1.15	172 335	0.43	508 585	0.67	357 190	1.00	151 395	0.36

Incidence, both sexes



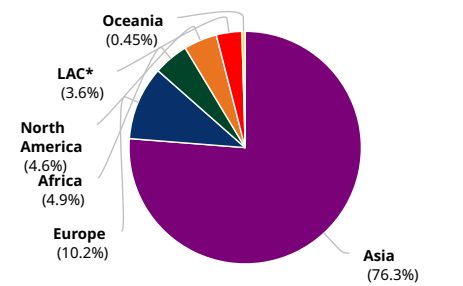
Population	Number
Asia	444 597
Europe	52 964
Africa	28 494
North America	22 689
*Latin America and the Caribbean	20 975
Oceania	2 315
Total	572 034

Mortality, both sexes



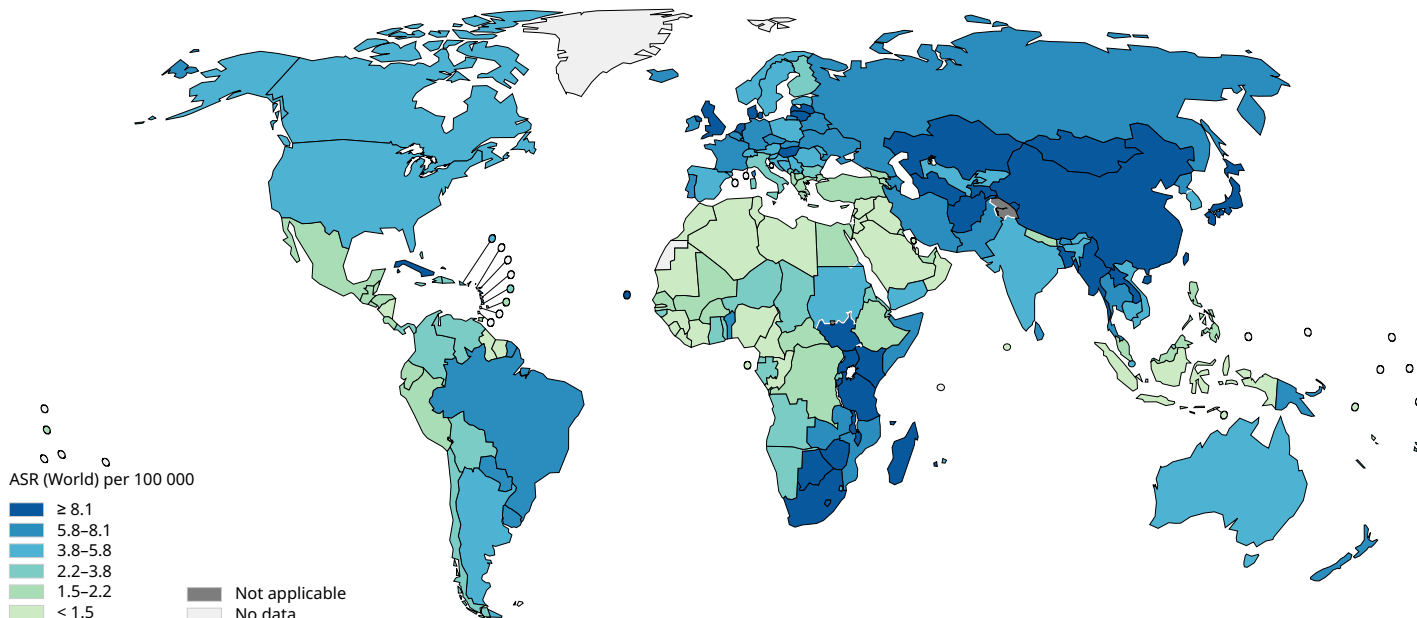
Population	Number
Asia	397 745
Europe	45 061
Africa	27 703
North America	18 222
*Latin America and the Caribbean	17 894
Oceania	1 960
Total	508 585

5-year prevalence, both sexes

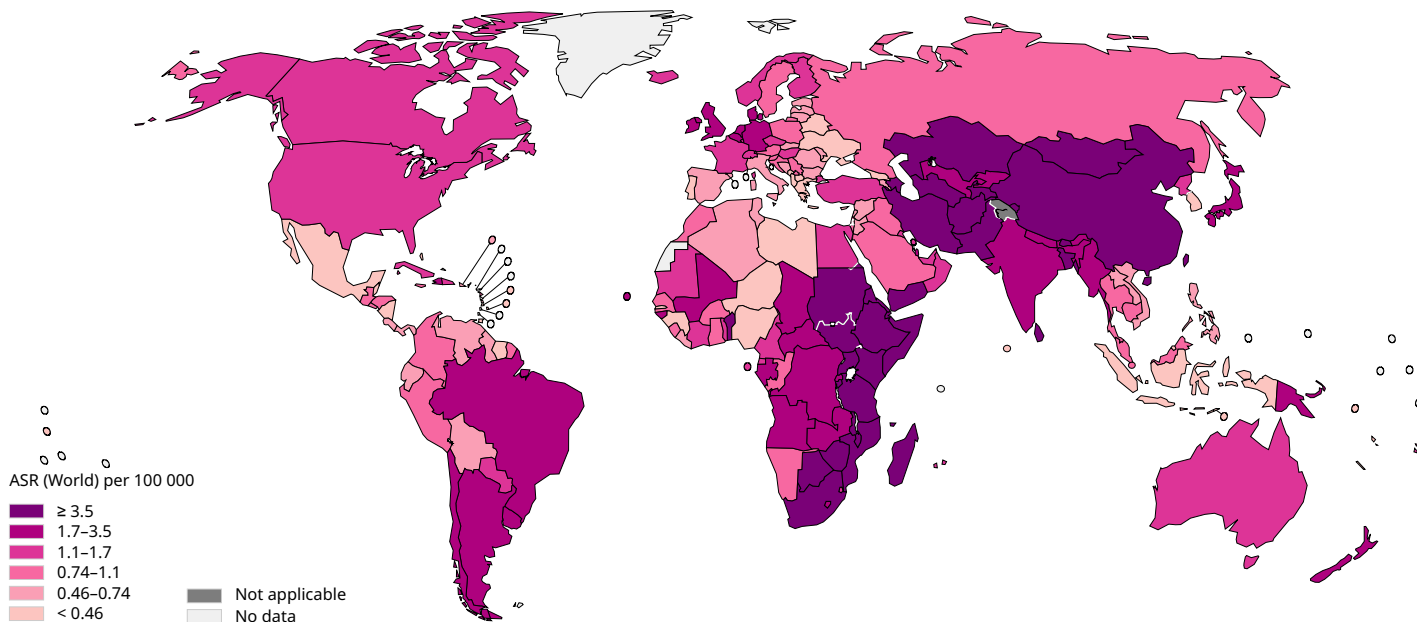


Population	Number
Asia	417 190
Europe	56 013
Africa	26 674
North America	25 295
*Latin America and the Caribbean	19 456
Oceania	2 476
Total	547 104

Age standardized (World) incidence rates, oesophagus, males, all ages



Age standardized (World) incidence rates, oesophagus, females, all ages

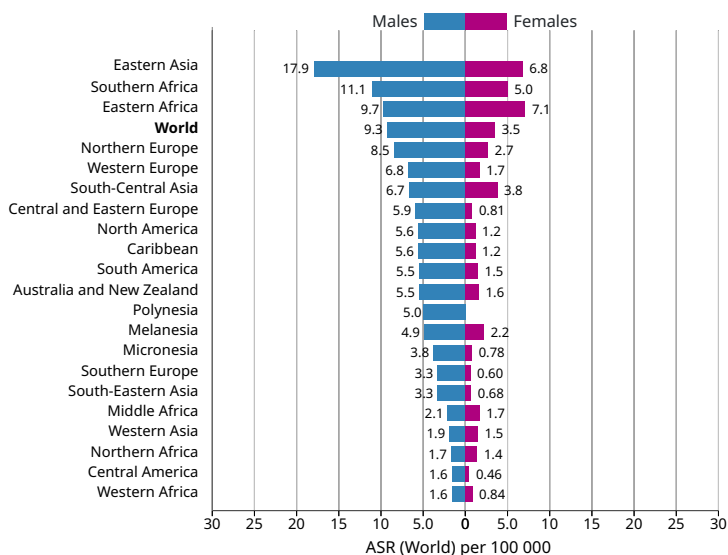


Data source: GLOBOCAN 2018
 Graph production: IARC (<http://gco.iarc.fr/today>)
 World Health Organization



© International Agency for Research on Cancer 2018

Age standardized (World) incidence rates, oesophagus, by sex



Age standardized (World) incidence and mortality rates, oesophagus

