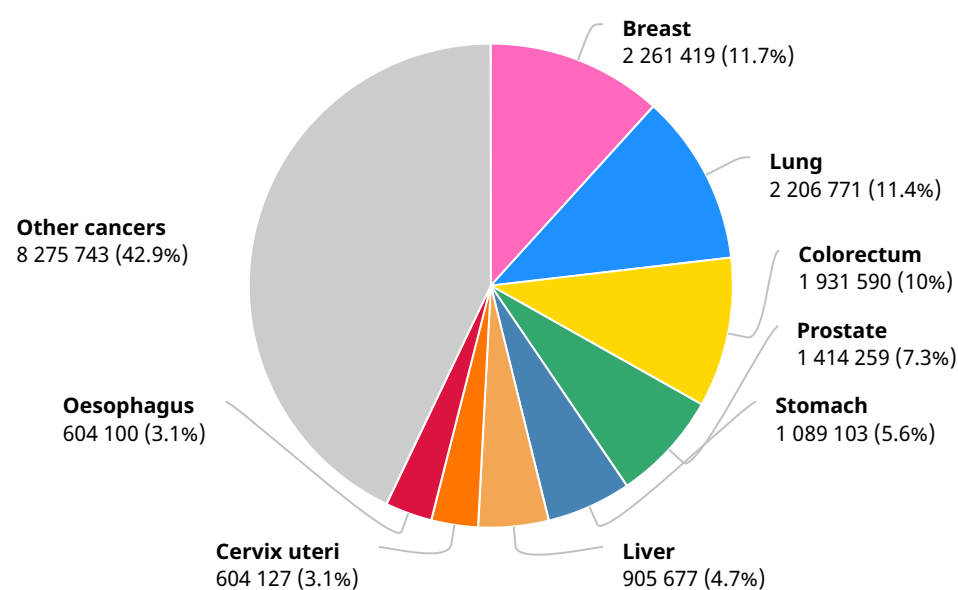


Colon

Source: Globocan 2020

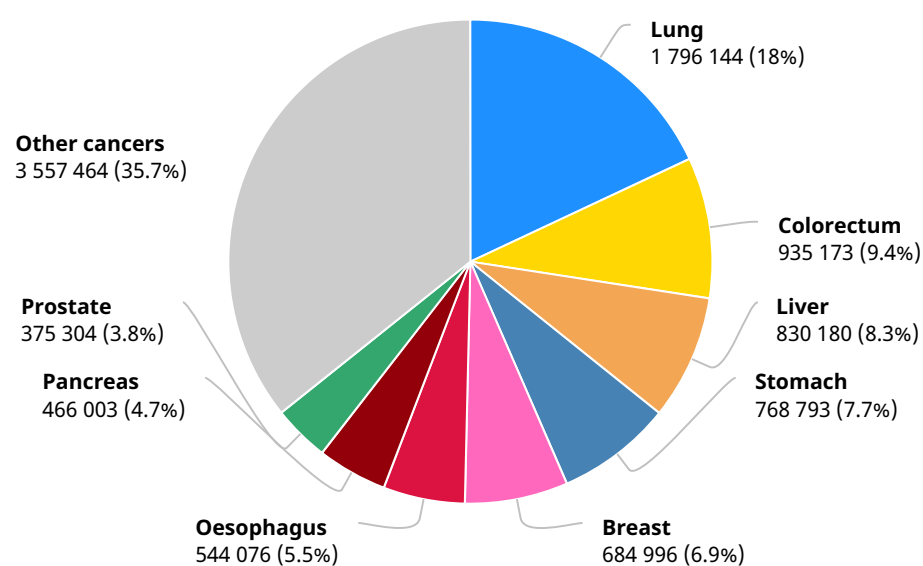


Number of new cases in 2020, both sexes, all ages



Total: 19 292 789 cases

Number of deaths in 2020, both sexes, all ages

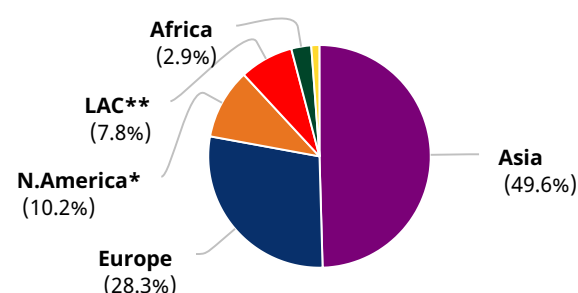


Total: 9 958 133 deaths

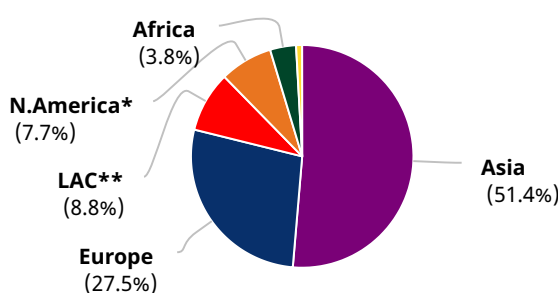
Cancer incidence and mortality statistics worldwide and by region

	Incidence						Mortality					
	Both sexes		Males		Females		Both sexes		Males		Females	
	New cases	Cum. risk 0-74 (%)	New cases	Cum. risk 0-74 (%)	New cases	Cum. risk 0-74 (%)	Deaths	Cum. risk 0-74 (%)	Deaths	Cum. risk 0-74 (%)	Deaths	Cum. risk 0-74 (%)
Eastern Africa	8 658	0.44	4 271	0.50	4 387	0.40	6 287	0.32	3 066	0.37	3 221	0.29
Middle Africa	2 236	0.31	1 191	0.35	1 045	0.27	1 645	0.23	877	0.26	768	0.20
Northern Africa	12 033	0.64	5 977	0.67	6 056	0.61	6 876	0.34	3 444	0.36	3 432	0.32
Southern Africa	3 832	0.81	1 965	1.01	1 867	0.67	2 168	0.45	1 131	0.56	1 037	0.36
Western Africa	6 540	0.38	3 588	0.44	2 952	0.33	4 786	0.28	2 617	0.32	2 169	0.24
Caribbean	8 955	1.55	4 094	1.60	4 861	1.51	5 858	0.88	2 730	0.96	3 128	0.81
Central America	14 633	0.89	7 462	1.00	7 171	0.79	8 350	0.48	4 314	0.56	4 036	0.42
South America	66 091	1.31	32 261	1.46	33 830	1.19	36 578	0.66	18 068	0.75	18 510	0.58
Northern America	117 379	1.82	59 190	1.99	58 189	1.66	44 265	0.57	22 320	0.66	21 945	0.49
Eastern Asia	436 272	1.67	229 085	1.88	207 187	1.46	220 945	0.69	115 276	0.82	105 669	0.56
South-Eastern Asia	56 065	0.89	31 137	1.10	24 928	0.70	30 510	0.43	16 928	0.55	13 582	0.32
South-Central Asia	51 888	0.32	31 061	0.39	20 827	0.25	30 977	0.19	18 884	0.23	12 093	0.14
Western Asia	24 961	1.18	13 781	1.38	11 180	1.01	13 804	0.59	7 518	0.70	6 286	0.50
Central and Eastern Europe	100 909	2.08	49 336	2.62	51 573	1.71	56 048	0.99	27 488	1.32	28 560	0.77
Western Europe	89 741	1.95	46 771	2.27	42 970	1.66	42 637	0.69	22 526	0.87	20 111	0.53
Southern Europe	81 938	2.42	45 525	3.01	36 413	1.89	40 195	0.84	22 490	1.09	17 705	0.63
Northern Europe	52 747	2.40	27 266	2.65	25 481	2.16	19 844	0.63	9 858	0.71	9 986	0.56
Australia and New Zealand	13 153	2.32	6 631	2.54	6 522	2.12	4 798	0.52	2 397	0.67	2 401	0.37
Melanesia	355	0.56	228	0.78	127	0.36	214	0.33	141	0.46	73	0.22
Polynesia	69	1.22	40	1.45	29	0.99	38	0.75	22	0.83	16	0.68
Micronesia	60	1.37	36	1.80	24	0.97	35	0.79	22	1.14	13	0.48
Low HDI	18 355	0.41	9 487	0.47	8 868	0.37	13 401	0.30	6 906	0.34	6 495	0.27
Medium HDI	63 123	0.35	37 140	0.43	25 983	0.27	38 024	0.20	22 583	0.25	15 441	0.16
High HDI	457 435	1.32	238 712	1.49	218 723	1.17	248 454	0.63	131 128	0.74	117 326	0.52
Very high HDI	608 949	2.09	315 224	2.45	293 725	1.78	276 644	0.73	141 327	0.90	135 317	0.58
World	1 148 515	1.30	600 896	1.49	547 619	1.12	576 858	0.55	302 117	0.66	274 741	0.45

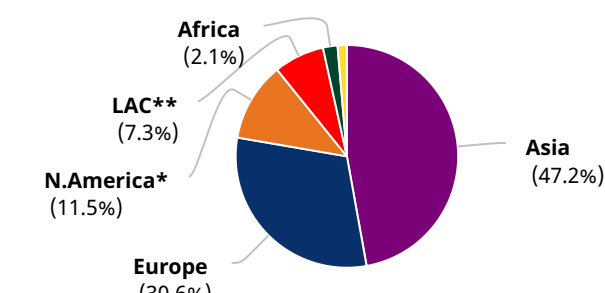
Incidence, both sexes



Mortality, both sexes



5-year prevalence, both sexes

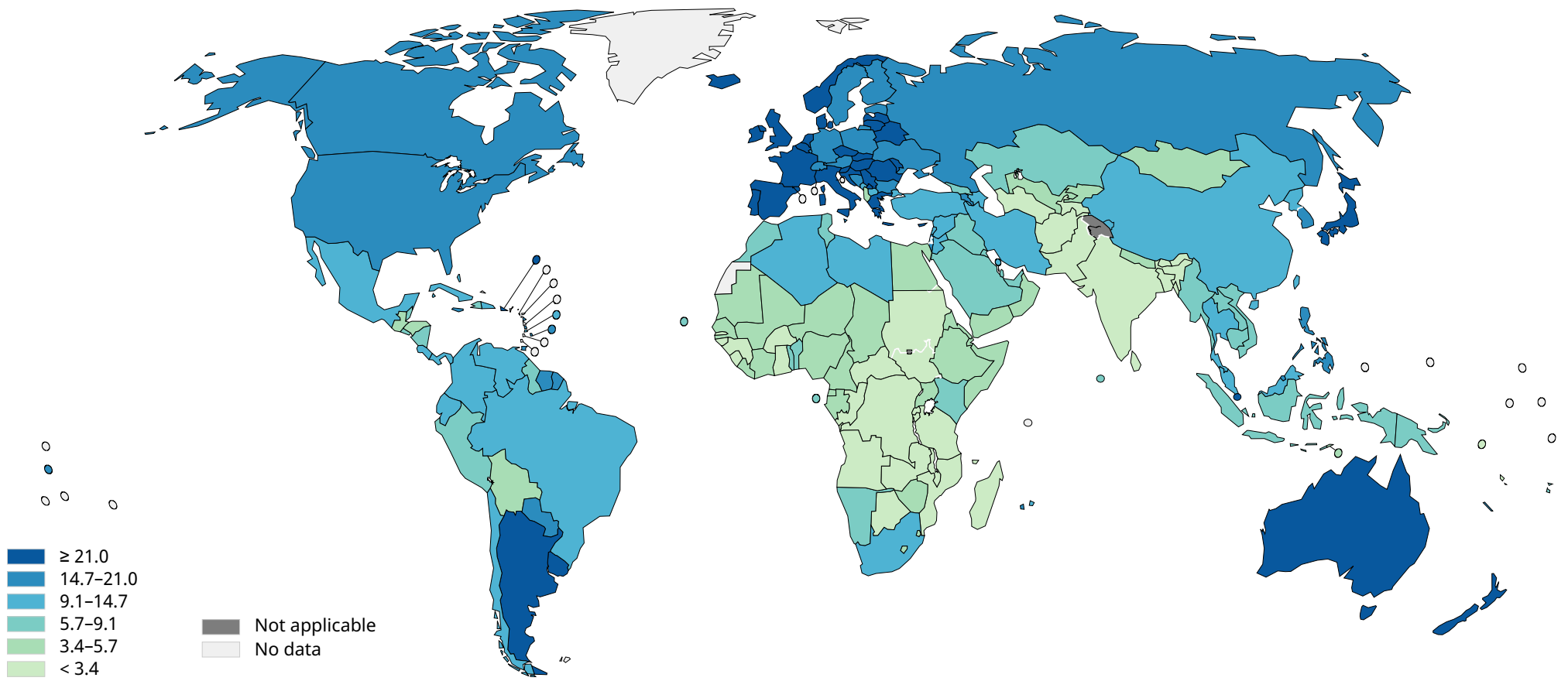


Region	Population	Number
Asia	569 186	
Europe	325 335	
*Northern America	117 379	
**Latin America and the Caribbean	89 679	
Africa	33 299	
Oceania	13 637	
Total	1 148 515	

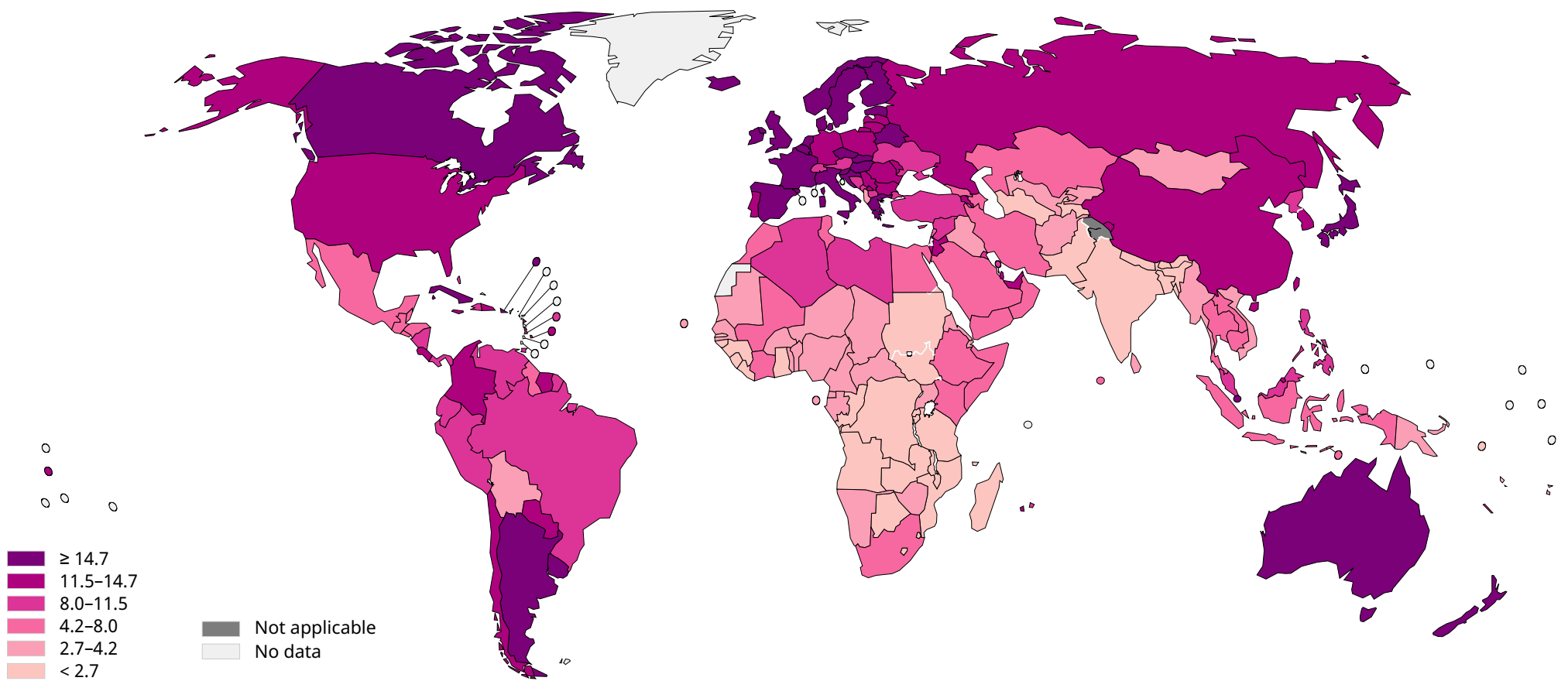
Region	Population	Number
Asia	296 236	
Europe	158 724	
**Latin America and the Caribbean	50 786	
*Northern America	44 265	
Africa	21 762	
Oceania	5 085	
Total	576 858	

Region	Population	Number
Asia	1 436 272	
Europe	930 478	
*Northern America	349 922	
**Latin America and the Caribbean	223 278	
Africa	64 336	
Oceania	40 939	
Total	3 045 225	

Age standardized (World) incidence rates, colon, males, all ages



Age standardized (World) incidence rates, colon, females, all ages

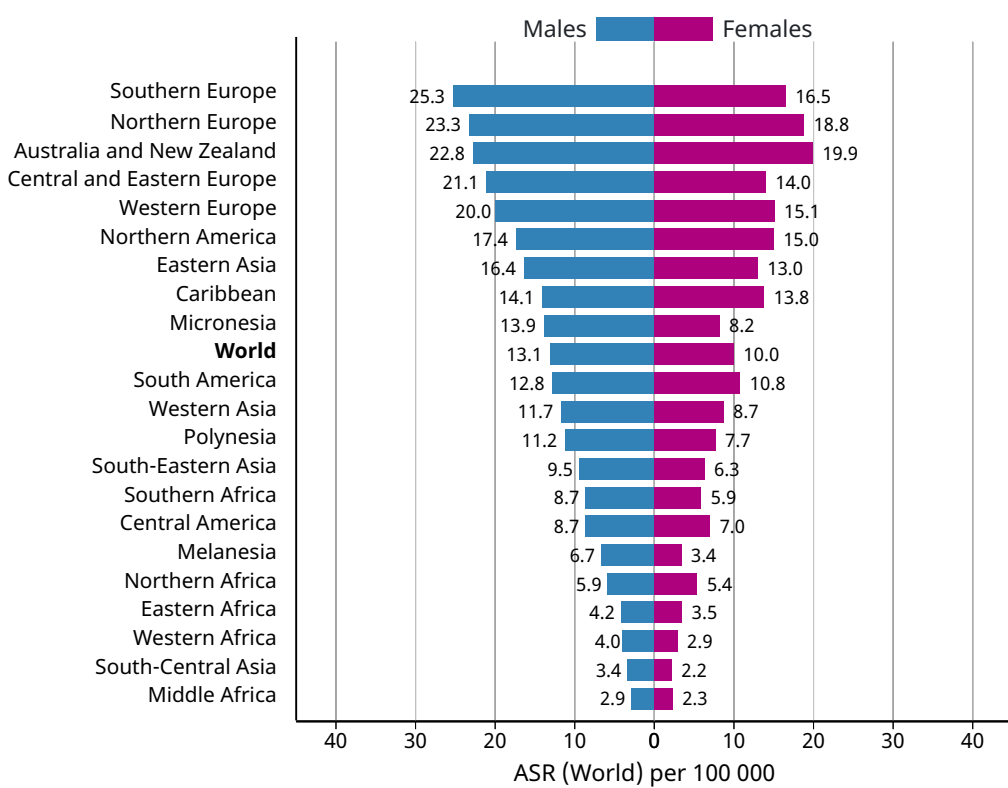


Data source: GLOBOCAN 2020
Graph production: IARC (<https://gco.iarc.fr/today>)
World Health Organization



© International Agency for Research on Cancer 2020

Age standardized (World) incidence rates, colon, by sex



Age standardized (World) incidence and mortality rates, colon

