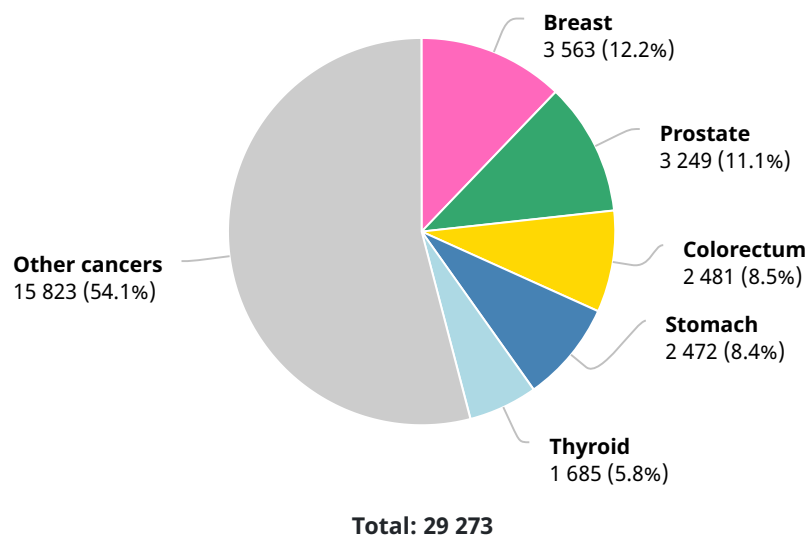


Ecuador

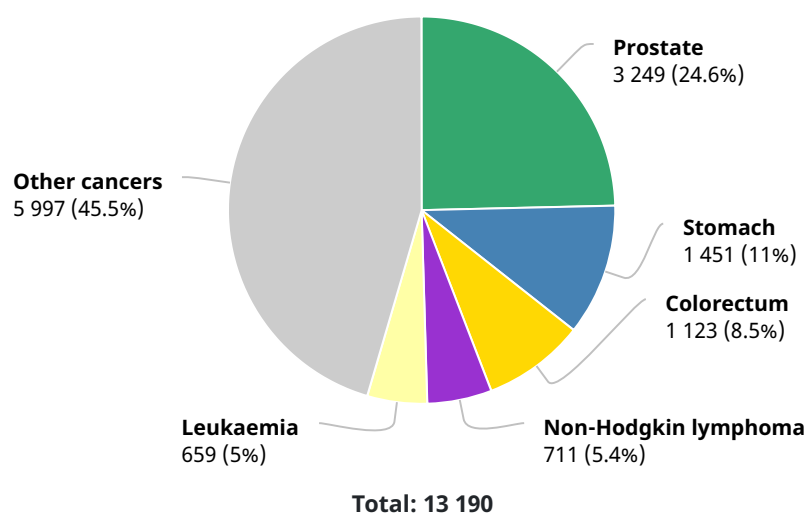
Source: Globocan 2020



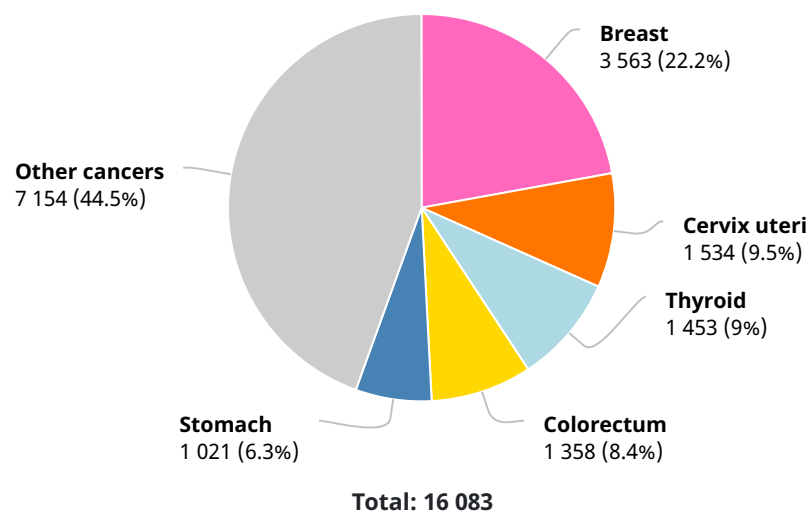
Number of new cases in 2020, both sexes, all ages



Number of new cases in 2020, males, all ages



Number of new cases in 2020, females, all ages



Summary statistic 2020

	Males	Females	Both sexes
Population	8 823 827	8 819 233	17 643 060
Number of new cancer cases	13 190	16 083	29 273
Age-standardized incidence rate (World)	146.3	164.4	154.6
Risk of developing cancer before the age of 75 years (%)	14.5	15.9	15.2
Number of cancer deaths	7 296	7 827	15 123
Age-standardized mortality rate (World)	78.2	75.8	76.4
Risk of dying from cancer before the age of 75 years (%)	7.2	7.5	7.4
5-year prevalent cases	33 456	42 606	76 062
Top 5 most frequent cancers excluding non-melanoma skin cancer (ranked by cases)	Prostate	Breast	Breast
	Stomach	Cervix uteri	Prostate
	Colorectum	Thyroid	Colorectum
	Non-Hodgkin lymphoma	Colorectum	Stomach
	Leukaemia	Stomach	Thyroid

Geography



Numbers at a glance

Total population

17 643 060

Number of new cases

29 273

Number of deaths

15 123

Number of prevalent cases (5-year)

76 062

Data source and methods

Incidence

Country-specific data source: Cuenca Cancer Registry, Guayaquil Cancer Registry, Loja Cancer Registry, Manabí Cancer Registry, National Cancer Registry of Tumores (Quito)

Method: Estimated from national mortality estimates by modelling, using mortality:incidence ratios derived from country-specific cancer registry data

Mortality

Country-specific data source: National (WHO)

Method: National rates projected to 2020

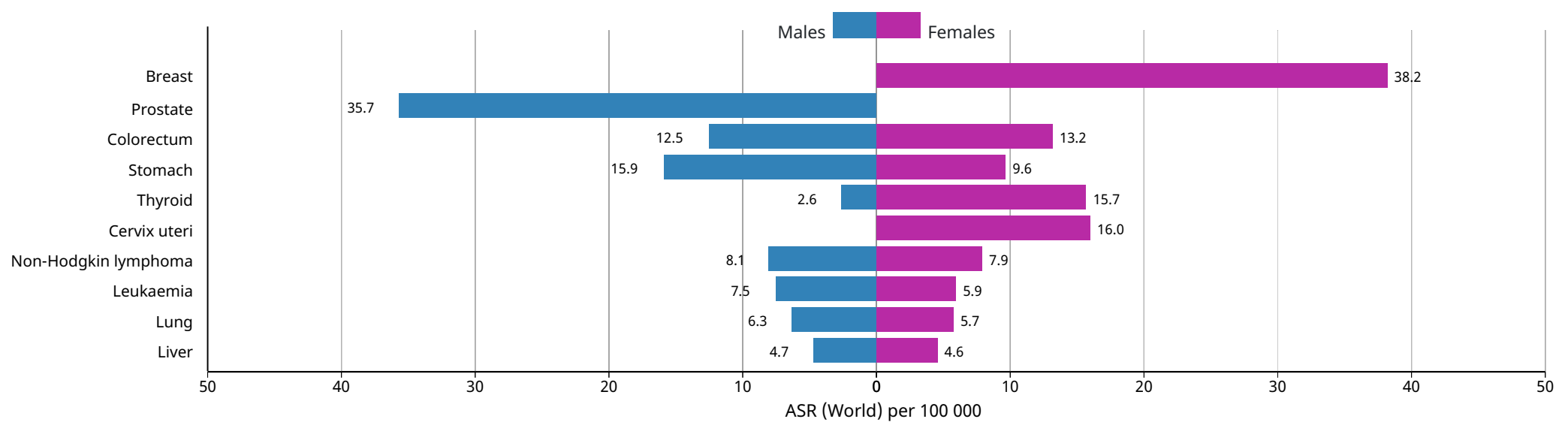
Prevalence

Computed using sex-, site- and age-specific incidence to 1-,3- and 5-year prevalence ratios from Nordic countries for the period (2006-2015), and scaled using Human Development Index (HDI) ratios.

Incidence, Mortality and Prevalence by cancer site

Cancer	New cases				Deaths				5-year prevalence (all ages)	
	Number	Rank	(%)	Cum.risk	Number	Rank	(%)	Cum.risk	Number	Prop.
Breast	3 563	1	12.2	4.13	1 056	4	7.0	1.19	11 751	0
Prostate	3 249	2	11.1	4.00	1 272	2	8.4	0.82	11 337	0
Stomach	2 472	3	8.4	1.32	2 007	1	13.3	0.99	3 374	0
Colon	1 795	4	6.1	0.97	984	5	6.5	0.46	4 412	0
Thyroid	1 685	5	5.8	0.92	232	16	1.5	0.12	5 520	0
Cervix uteri	1 534	6	5.2	1.66	813	8	5.4	0.86	4 003	0
Non-Hodgkin lymphoma	1 477	7	5.0	0.88	731	9	4.8	0.41	4 114	0
Leukaemia	1 199	8	4.1	0.55	897	6	5.9	0.41	3 499	0
Lung	1 185	9	4.0	0.63	1 069	3	7.1	0.55	1 287	0
Liver	915	10	3.1	0.49	880	7	5.8	0.48	895	0
Corpus uteri	790	11	2.7	0.97	184	19	1.2	0.21	2 458	0
Bladder	746	12	2.5	0.49	266	14	1.8	0.14	2 052	0
Pancreas	725	13	2.5	0.40	709	10	4.7	0.40	549	0
Brain, central nervous system	580	14	2.0	0.30	467	11	3.1	0.25	1 553	0
Rectum	571	15	2.0	0.34	271	13	1.8	0.15	1 531	0
Kidney	563	16	1.9	0.35	235	15	1.6	0.14	1 511	0
Ovary	547	17	1.9	0.64	367	12	2.4	0.43	1 442	0
Melanoma of skin	441	18	1.5	0.23	139	20	0.92	0.07	1 274	0
Testis	352	19	1.2	0.28	56	25	0.37	0.04	1 204	0
Multiple myeloma	274	20	0.94	0.18	210	17	1.4	0.13	660	0
Lip, oral cavity	233	21	0.80	0.12	102	22	0.67	0.05	629	0
Oesophagus	221	22	0.75	0.12	202	18	1.3	0.10	212	0
Gallbladder	209	23	0.71	0.13	131	21	0.87	0.07	247	0
Hodgkin lymphoma	203	24	0.69	0.09	66	24	0.44	0.03	640	0
Larynx	153	25	0.52	0.10	95	23	0.63	0.05	441	0
Anus	115	26	0.39	0.08	28	28	0.19	0.02	319	0
Penis	113	27	0.39	0.12	36	26	0.24	0.04	325	0
Salivary glands	80	28	0.27	0.05	26	29	0.17	0.01	229	0
Oropharynx	70	29	0.24	0.04	29	27	0.19	0.02	168	0
Vulva	69	30	0.24	0.07	25	30	0.17	0.02	186	0
Kaposi sarcoma	64	31	0.22	0.03	20	31	0.13	0.01	180	0
Vagina	34	32	0.12	0.03	10	34	0.07	0.01	87	0
Nasopharynx	33	33	0.11	0.02	18	32	0.12	0.01	89	0
Mesothelioma	22	34	0.08	0.02	17	33	0.11	0.01	23	0
Hypopharynx	12	35	0.04	0.00	4	35	0.03	0.00	17	0
All cancer sites	29 273	-	-	15.17	15 123	-	-	7.37	76 062	0

Age-standardized (World) incidence rates per sex, top 10 cancers



Age-standardized (World) incidence and mortality rates, top 10 cancers

