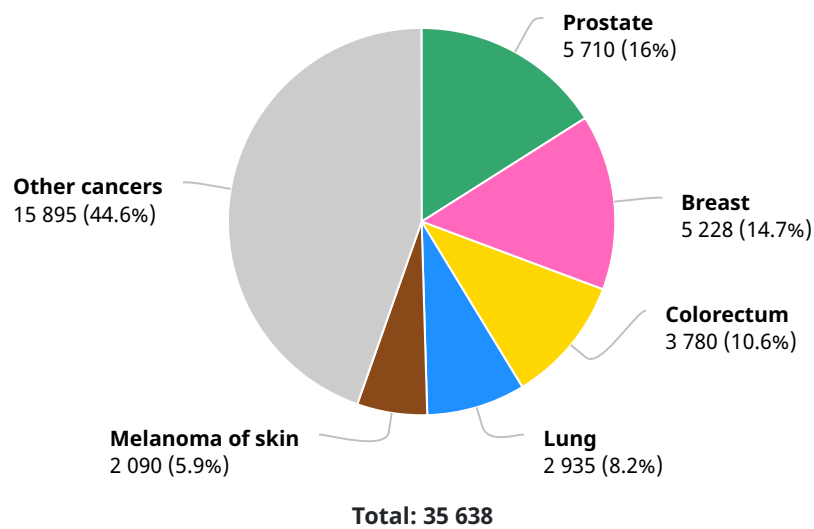


# Finland

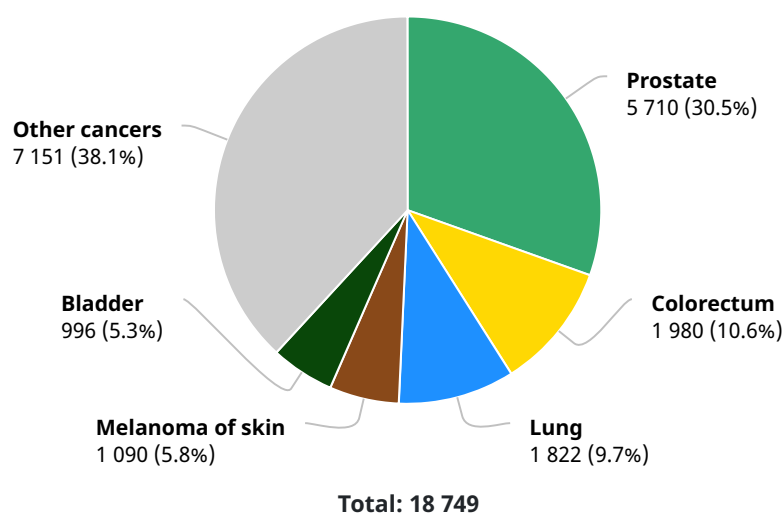
Source: Globocan 2020



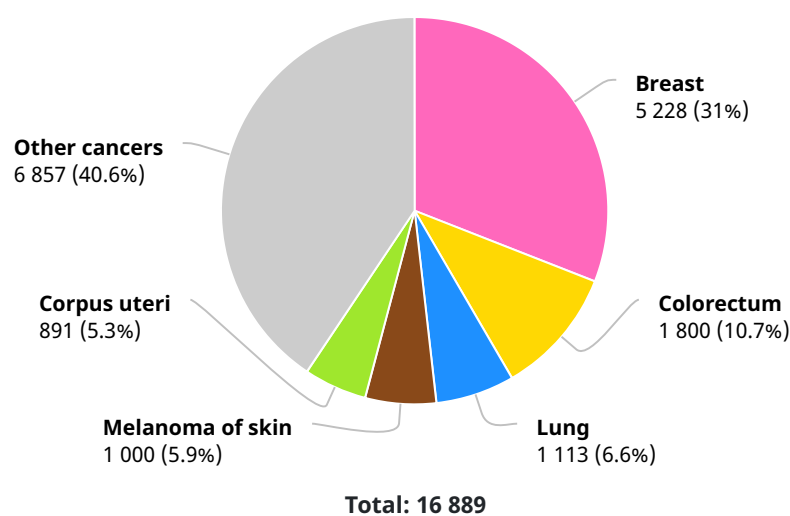
## Number of new cases in 2020, both sexes, all ages



## Number of new cases in 2020, males, all ages



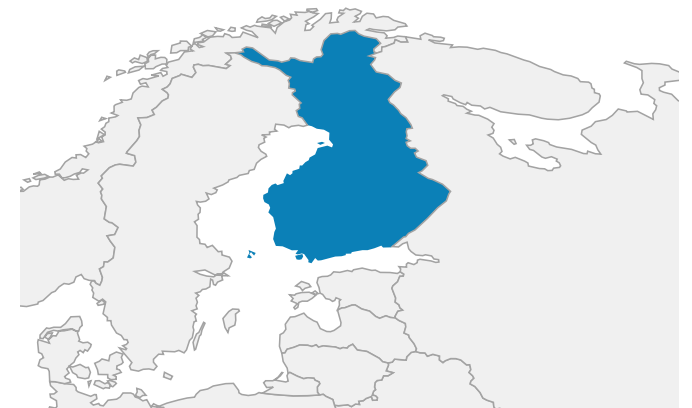
## Number of new cases in 2020, females, all ages



## Summary statistic 2020

	Males	Females	Both sexes
Population	2 732 406	2 808 312	5 540 718
Number of new cancer cases	18 749	16 889	35 638
Age-standardized incidence rate (World)	291.0	260.0	271.2
Risk of developing cancer before the age of 75 years (%)	28.6	25.2	26.8
Number of cancer deaths	7 186	6 206	13 392
Age-standardized mortality rate (World)	100.5	71.7	84.3
Risk of dying from cancer before the age of 75 years (%)	10.4	7.7	9.0
5-year prevalent cases	60 742	58 204	118 946
Top 5 most frequent cancers excluding non-melanoma skin cancer (ranked by cases)	Prostate Colorectum Lung Melanoma Bladder	Breast Colorectum Lung Melanoma Corpus uteri	Prostate Breast Colorectum Lung Melanoma

## Geography



## Numbers at a glance

Total population

**5 540 718**

Number of new cases

**35 638**

Number of deaths

**13 392**

Number of prevalent cases (5-year)

**118 946**

## Data source and methods

### Incidence

**Country-specific data source:** National

**Method:** National (or local with coverage greater than 50%) rates projected to 2020

### Mortality

**Country-specific data source:** National (WHO)

**Method:** National rates projected to 2020

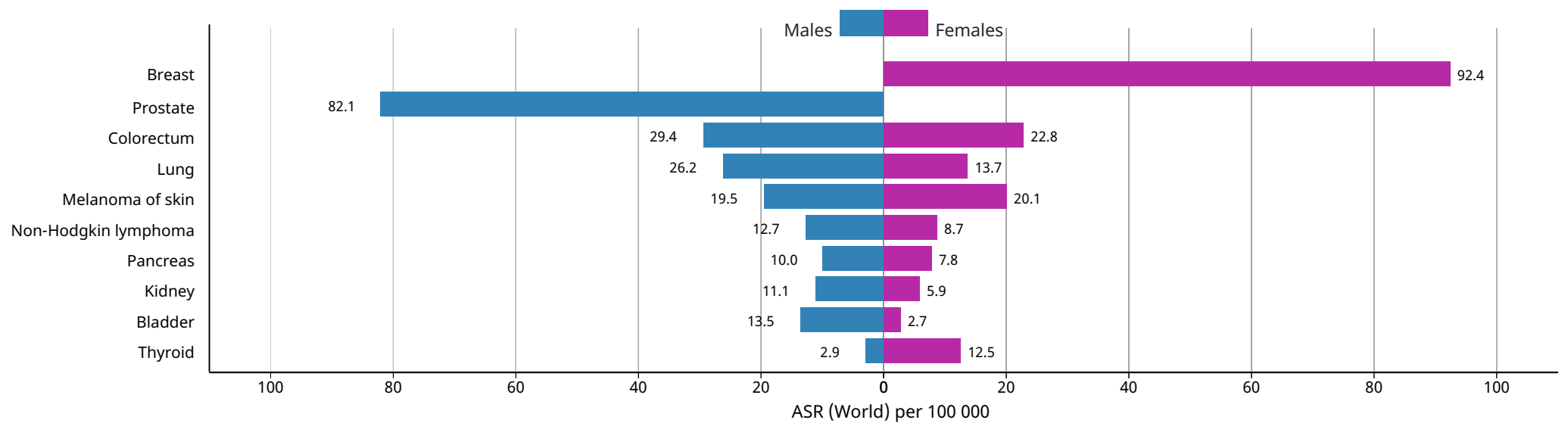
### Prevalence

Computed using sex-, site- and age-specific incidence to 1-,3- and 5-year prevalence ratios from Nordic countries for the period (2006-2015), and scaled using Human Development Index (HDI) ratios.

## Incidence, Mortality and Prevalence by cancer site

Cancer	New cases				Deaths				5-year prevalence (all ages)	
	Number	Rank	(%)	Cum.risk	Number	Rank	(%)	Cum.risk	Number	Prop. (per 100 000)
Prostate	5 710	1	16.0	10.03	914	4	6.8	0.78	24 271	888.26
Breast	5 228	2	14.7	10.30	860	5	6.4	1.38	22 694	808.10
Lung	2 935	3	8.2	2.46	2 391	1	17.9	1.95	3 711	66.98
Colon	2 414	4	6.8	1.78	973	3	7.3	0.58	7 294	131.64
Melanoma of skin	2 090	5	5.9	2.05	246	17	1.8	0.19	7 385	133.29
Pancreas	1 407	6	3.9	1.03	1 367	2	10.2	1.00	1 032	18.63
Non-Hodgkin lymphoma	1 342	7	3.8	1.20	487	8	3.6	0.30	4 344	78.40
Rectum	1 318	8	3.7	1.13	494	7	3.7	0.34	4 376	78.98
Bladder	1 246	9	3.5	0.88	270	16	2.0	0.12	4 197	75.75
Kidney	1 065	10	3.0	0.96	422	9	3.2	0.28	3 294	59.45
Corpus uteri	891	11	2.5	1.52	209	18	1.6	0.26	3 635	129.44
Leukaemia	687	12	1.9	0.62	394	11	2.9	0.24	2 108	38.05
Liver	628	13	1.8	0.45	600	6	4.5	0.42	600	10.83
Thyroid	620	14	1.7	0.76	58	23	0.43	0.03	2 414	43.57
Stomach	562	15	1.6	0.42	420	10	3.1	0.30	921	16.62
Ovary	487	16	1.4	0.87	373	12	2.8	0.59	1 418	50.49
Brain, central nervous system	454	17	1.3	0.49	361	13	2.7	0.38	1 395	25.18
Multiple myeloma	427	18	1.2	0.33	341	14	2.5	0.21	1 190	21.48
Lip, oral cavity	390	19	1.1	0.35	148	19	1.1	0.12	1 271	22.94
Oesophagus	354	20	0.99	0.31	326	15	2.4	0.27	438	7.91
Oropharynx	215	21	0.60	0.25	39	25	0.29	0.04	669	12.07
Testis	198	22	0.56	0.56	9	33	0.07	0.03	913	33.41
Cervix uteri	185	23	0.52	0.47	67	22	0.50	0.12	580	20.65
Hodgkin lymphoma	166	24	0.47	0.21	35	27	0.26	0.02	693	12.51
Gallbladder	137	25	0.38	0.11	80	21	0.60	0.05	161	2.91
Mesothelioma	121	26	0.34	0.11	108	20	0.81	0.08	146	2.64
Larynx	117	27	0.33	0.12	45	24	0.34	0.04	420	7.58
Vulva	106	28	0.30	0.15	37	26	0.28	0.03	345	12.28
Salivary glands	74	29	0.21	0.07	20	30	0.15	0.01	263	4.75
Anus	48	30	0.13	0.05	22	29	0.16	0.02	159	2.87
Penis	40	31	0.11	0.08	10	32	0.07	0.02	139	5.09
Hypopharynx	37	32	0.10	0.04	22	28	0.16	0.02	77	1.39
Vagina	25	33	0.07	0.03	13	31	0.10	0.02	72	2.56
Kaposi sarcoma	22	34	0.06	0.01	1	35	0.01	0	67	1.21
Nasopharynx	14	35	0.04	0.02	5	34	0.04	0.01	48	0.87
<b>All cancer sites</b>	<b>35 638</b>	<b>-</b>	<b>-</b>	<b>26.75</b>	<b>13 392</b>	<b>-</b>	<b>-</b>	<b>9.00</b>	<b>118 946</b>	<b>2146.8</b>

## Age-standardized (World) incidence rates per sex, top 10 cancers



## Age-standardized (World) incidence and mortality rates, top 10 cancers

