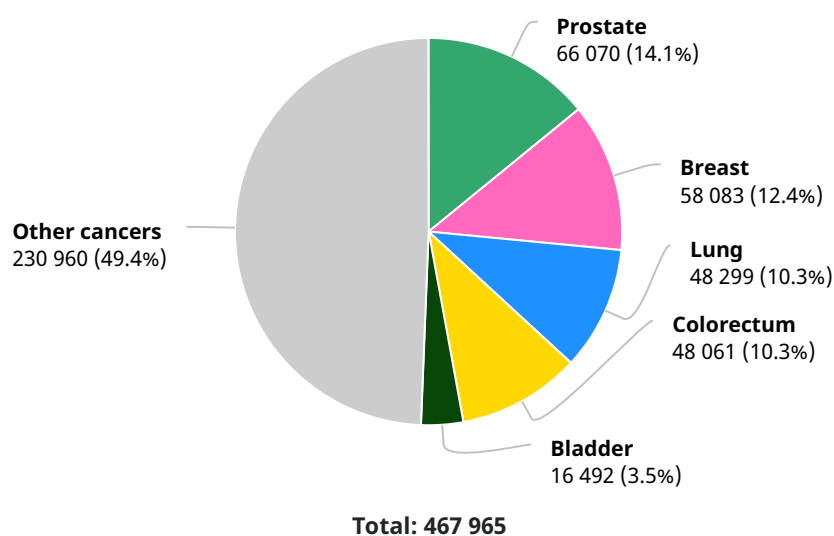


France

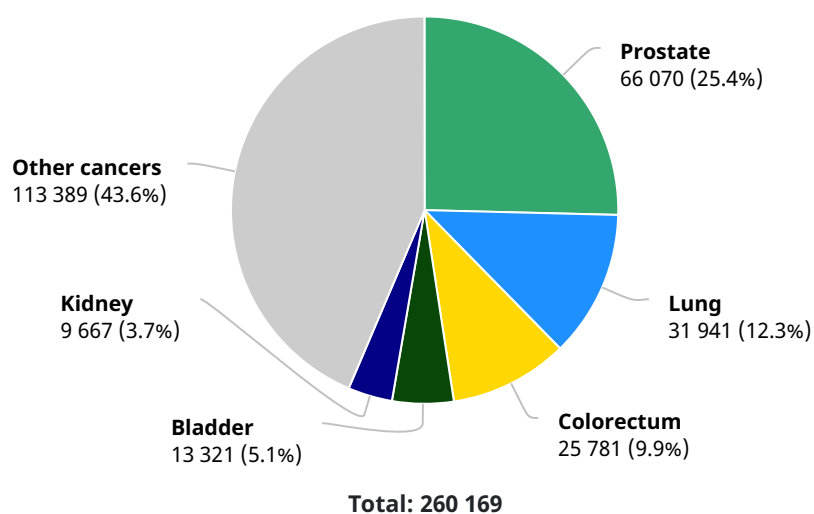
Source: Globocan 2020



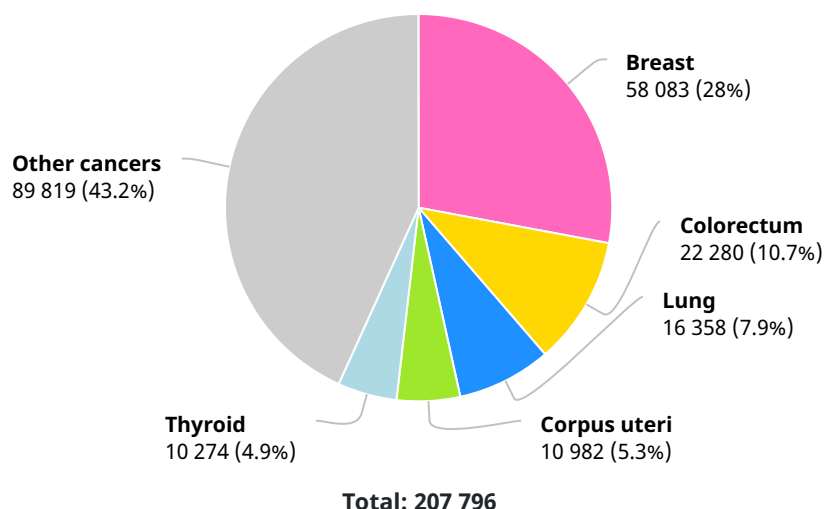
Number of new cases in 2020, both sexes, all ages



Number of new cases in 2020, males, all ages



Number of new cases in 2020, females, all ages



Summary statistic 2020

	Males	Females	Both sexes
Population	31 589 195	33 684 317	65 273 512
Number of new cancer cases	260 169	207 796	467 965
Age-standardized incidence rate (World)	397.2	297.8	341.9
Risk of developing cancer before the age of 75 years (%)	37.8	27.8	32.7
Number of cancer deaths	105 004	80 617	185 621
Age-standardized mortality rate (World)	139.2	82.3	107.9
Risk of dying from cancer before the age of 75 years (%)	14.2	8.5	11.2
5-year prevalent cases	803 996	697 885	1 501 881
Top 5 most frequent cancers excluding non-melanoma skin cancer (ranked by cases)	Prostate Lung Colorectum Bladder Kidney	Breast Colorectum Lung Corpus uteri Thyroid	Prostate Breast Lung Colorectum Bladder

Geography



Numbers at a glance

Total population

65 273 512

Number of new cases

467 965

Number of deaths

185 621

Number of prevalent cases (5-year)

1 501 881

Data source and methods

Incidence

Country-specific data source: Bas-Rhin Cancer Registry, Calvados Cancer Registries, Doubs Cancer Registry, Gironde Cancer Registry, Haut-Rhin Cancer Registry, Herault Cancer Registry, Isere Tumour Registry, Lille-Metropole Cancer Registry, Limousin Cancer Registry, Loire-Atlantique Cancer Registry, Manche Cancer Registry, Somme Cancer Registry, Tarn Cancer Registry, Territoire de Belfort Cancer Registry

Method: Estimated from national mortality estimates by modelling, using mortality:incidence ratios derived from country-specific cancer registry data

Mortality

Country-specific data source: National (WHO)
Method: National rates projected to 2020

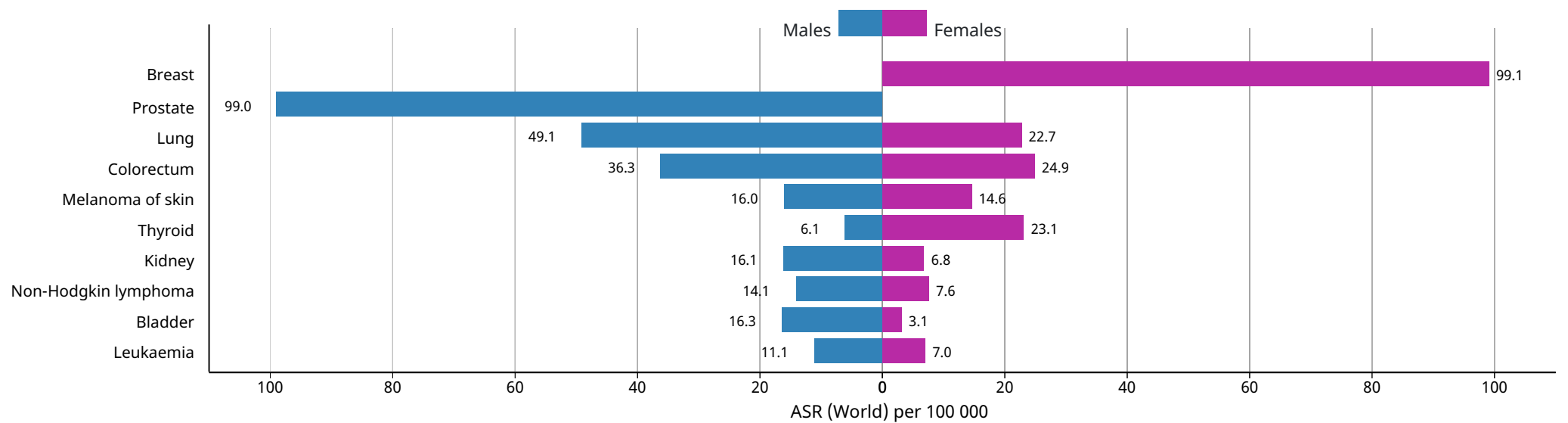
Prevalence

Computed using sex-, site- and age-specific incidence to 1-,3- and 5-year prevalence ratios from Nordic countries for the period (2006-2015), and scaled using Human Development Index (HDI) ratios.

Incidence, Mortality and Prevalence by cancer site

Cancer	New cases				Deaths				5-year prevalence (all ages)	
	Number	Rank	(%)	Cum.risk	Number	Rank	(%)	Cum.risk	Number	Prop.
Prostate	66 070	1	14.1	12.59	9 060	6	4.9	0.59	258 722	0
Breast	58 083	2	12.4	10.55	14 183	3	7.6	1.65	236 658	0
Lung	48 299	3	10.3	4.34	37 095	1	20.0	3.07	59 708	0
Colon	29 489	4	6.3	1.99	15 025	2	8.1	0.72	85 607	0
Bladder	16 492	5	3.5	1.07	7 713	7	4.2	0.34	53 399	0
Melanoma of skin	16 449	6	3.5	1.58	2 125	18	1.1	0.15	56 136	0
Rectum	16 433	7	3.5	1.26	5 428	10	2.9	0.30	51 998	0
Kidney	14 705	8	3.1	1.30	4 960	12	2.7	0.30	43 422	0
Pancreas	14 461	9	3.1	1.00	13 793	4	7.4	0.88	10 313	0
Non-Hodgkin lymphoma	14 446	10	3.1	1.15	5 859	9	3.2	0.28	44 809	0
Thyroid	13 109	11	2.8	1.50	465	26	0.25	0.03	50 301	0
Leukaemia	11 720	12	2.5	0.87	6 907	8	3.7	0.34	33 511	0
Liver	11 504	13	2.5	0.94	10 274	5	5.5	0.72	11 049	0
Corpus uteri	10 982	14	2.3	1.87	2 698	17	1.5	0.26	42 581	0
Stomach	7 140	15	1.5	0.53	5 013	11	2.7	0.32	11 301	0
Brain, central nervous system	7 122	16	1.5	0.67	4 871	13	2.6	0.44	21 030	0
Multiple myeloma	6 967	17	1.5	0.49	3 720	16	2.0	0.19	18 442	0
Lip, oral cavity	6 577	18	1.4	0.64	1 665	19	0.90	0.14	20 351	0
Ovary	5 320	19	1.1	0.79	3 935	15	2.1	0.48	14 503	0
Oesophagus	5 310	20	1.1	0.45	4 274	14	2.3	0.33	6 315	0
Oropharynx	4 845	21	1.0	0.54	1 260	21	0.68	0.13	14 693	0
Cervix uteri	3 379	22	0.72	0.65	1 452	20	0.78	0.24	10 211	0
Larynx	3 262	23	0.70	0.32	1 066	23	0.57	0.09	10 870	0
Hypopharynx	3 012	24	0.64	0.32	873	24	0.47	0.09	5 874	0
Testis	2 752	25	0.59	0.69	129	33	0.07	0.03	12 103	0
Anus	2 139	26	0.46	0.19	500	25	0.27	0.04	6 826	0
Hodgkin lymphoma	2 044	27	0.44	0.23	257	30	0.14	0.02	8 076	0
Mesothelioma	1 482	28	0.32	0.07	1 255	22	0.68	0.06	1 580	0
Vulva	1 114	29	0.24	0.11	391	27	0.21	0.03	3 321	0
Salivary glands	1 101	30	0.24	0.09	334	28	0.18	0.02	3 735	0
Gallbladder	655	31	0.14	0.04	278	29	0.15	0.01	721	0
Nasopharynx	632	32	0.14	0.06	203	31	0.11	0.02	2 095	0
Penis	569	33	0.12	0.09	136	32	0.07	0.02	1 929	0
Kaposi sarcoma	253	34	0.05	0.03	22	35	0.01	0.00	827	0
Vagina	207	35	0.04	0.02	81	34	0.04	0.01	566	0
All cancer sites	467 965	-	-	32.65	185 621	-	-	11.20	1 501 881	0

Age-standardized (World) incidence rates per sex, top 10 cancers



Age-standardized (World) incidence and mortality rates, top 10 cancers

