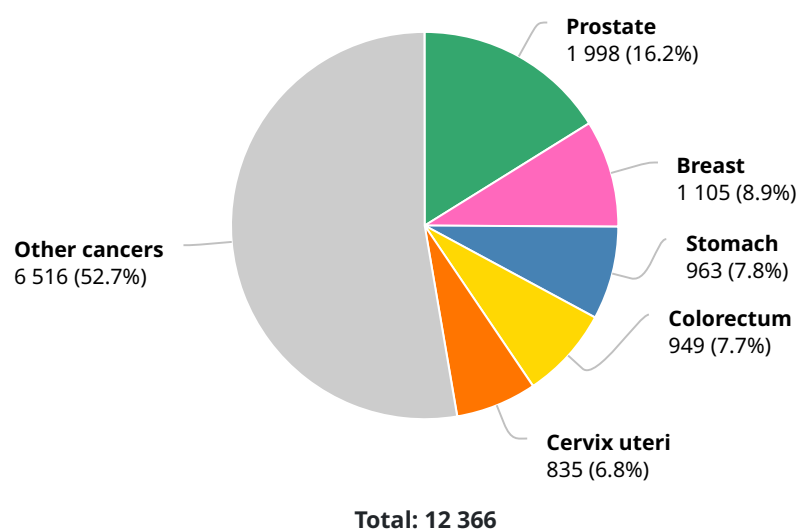


# Haiti

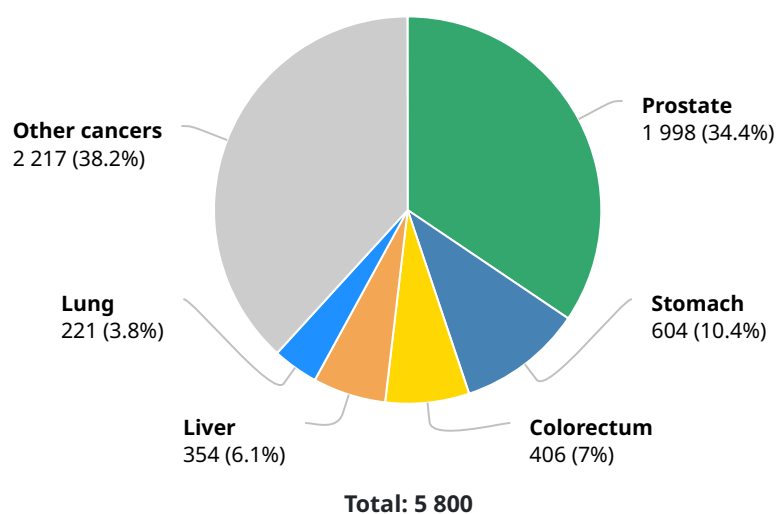
Source: Globocan 2018



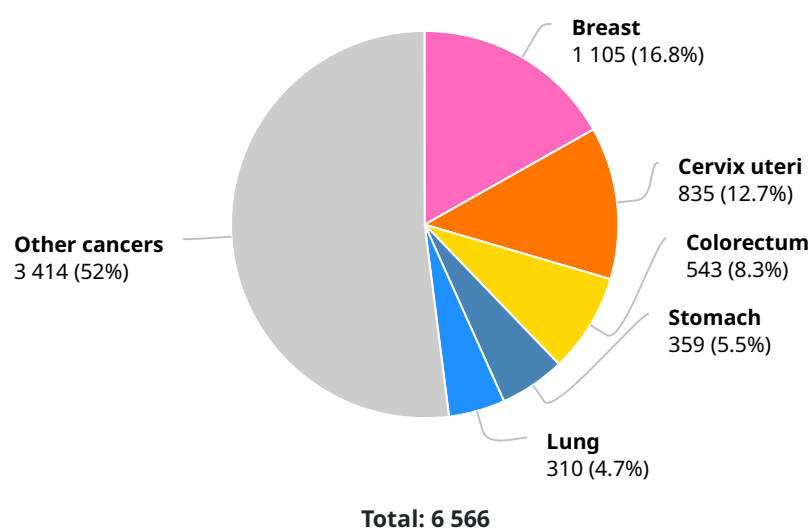
## Number of new cases in 2018, both sexes, all ages



## Number of new cases in 2018, males, all ages



## Number of new cases in 2018, females, all ages



## Summary statistic 2018

|  | Males  | Females   | Both sexes  |
|--|--|---|---|
| Population   | 5 494 224  | 5 618 718   | 11 112 942  |
| Number of new cancer cases   | 5 800  | 6 566   | 12 366  |
| Age-standardized incidence rate (World)  | 150.6  | 136.7   | 142.3   |
| Risk of developing cancer before the age of 75 years (%)                         | 14.3   | 12.4  | 13.2  |
| Number of cancer deaths  | 4 221  | 4 693   | 8 914   |
| Age-standardized mortality rate (World)  | 111.6  | 98.7  | 103.6   |
| Risk of dying from cancer before the age of 75 years (%)                         | 8.9  | 8.6   | 8.7   |
| 5-year prevalent cases   | 7 967  | 10 413  | 18 380  |
| Top 5 most frequent cancers excluding non-melanoma skin cancer (ranked by cases) | Prostate<br>Stomach<br>Colorectum<br>Liver<br>Lung | Breast<br>Cervix uteri<br>Colorectum<br>Stomach<br>Lung | Prostate<br>Breast<br>Stomach<br>Colorectum<br>Cervix uteri |

## Geography



## Numbers at a glance

Total population

**11 112 942**

Number of new cases

**12 366**

Number of deaths

**8 914**

Number of prevalent cases (5-year)

**18 380**

## Data source and methods

### Incidence

**Country-specific data source:** No data

**Method:** Estimated from national mortality estimates by modelling, using mortality:incidence ratios derived from cancer registry data in neighbouring countries

### Mortality

**Country-specific data source:** National (WHO)

**Method:** Most recent rates from one source applied to 2018 population

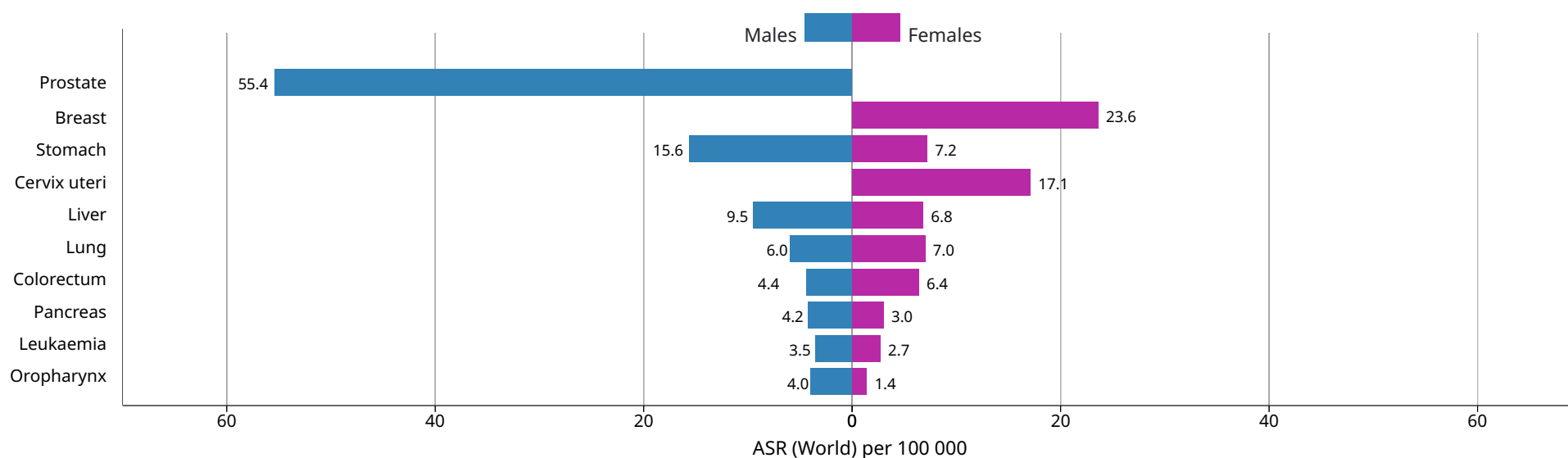
### Prevalence

Computed using sex-, site- and age-specific incidence to 1-;3- and 5-year prevalence ratios from Nordic countries for the period (2000-2009), and scaled using Human Development Index (HDI) ratios.

## Incidence, Mortality and Prevalence by cancer site

| Cancer                  | New cases     |          |          |              | Deaths       |          |          |             | 5-year prevalence (all ages) |               |
|-------------------------|---------------|----------|----------|--------------|--------------|----------|----------|-------------|------------------------------|---------------|
|                         | Number        | Rank     | (%)      | Cum.risk     | Number       | Rank     | (%)      | Cum.risk    | Number                       | Prop.         |
| Prostate                | 1 998         | 1        | 16.2     | 5.98         | 1 296        | 1        | 14.5     | 2.04        | 2 843                        | 51.75         |
| Breast                  | 1 105         | 2        | 8.9      | 2.52         | 683          | 3        | 7.7      | 1.33        | 2 151                        | 38.28         |
| Stomach                 | 963           | 3        | 7.8      | 0.91         | 847          | 2        | 9.5      | 0.76        | 1 144                        | 10.29         |
| Cervix uteri            | 835           | 4        | 6.8      | 1.76         | 563          | 6        | 6.3      | 1.38        | 1 542                        | 27.44         |
| Colon                   | 772           | 5        | 6.2      | 0.76         | 573          | 5        | 6.4      | 0.51        | 1 199                        | 10.79         |
| Liver                   | 664           | 6        | 5.4      | 0.92         | 653          | 4        | 7.3      | 0.86        | 527                          | 4.74          |
| Lung                    | 531           | 7        | 4.3      | 0.70         | 476          | 7        | 5.3      | 0.63        | 511                          | 4.60          |
| Leukaemia               | 317           | 8        | 2.6      | 0.22         | 294          | 8        | 3.3      | 0.22        | 624                          | 5.62          |
| Pancreas                | 294           | 9        | 2.4      | 0.38         | 256          | 9        | 2.9      | 0.31        | 187                          | 1.68          |
| Non-Hodgkin lymphoma    | 211           | 10       | 1.7      | 0.21         | 145          | 12       | 1.6      | 0.20        | 389                          | 3.50          |
| Oropharynx              | 210           | 11       | 1.7      | 0.30         | 106          | 13       | 1.2      | 0.15        | 386                          | 3.47          |
| Ovary                   | 198           | 12       | 1.6      | 0.36         | 150          | 11       | 1.7      | 0.32        | 370                          | 6.59          |
| Oesophagus              | 191           | 13       | 1.5      | 0.30         | 152          | 10       | 1.7      | 0.24        | 179                          | 1.61          |
| Lip, oral cavity        | 177           | 14       | 1.4      | 0.15         | 46           | 21       | 0.52     | 0.04        | 311                          | 2.80          |
| Salivary glands         | 154           | 15       | 1.2      | 0.05         | 53           | 19       | 0.59     | 0.00        | 223                          | 2.01          |
| Bladder                 | 126           | 16       | 1.0      | 0.16         | 88           | 14       | 0.99     | 0.09        | 220                          | 1.98          |
| Thyroid                 | 112           | 17       | 0.91     | 0.10         | 26           | 26       | 0.29     | 0.04        | 236                          | 2.12          |
| Corpus uteri            | 108           | 18       | 0.87     | 0.49         | 41           | 22       | 0.46     | 0.20        | 245                          | 4.36          |
| Kidney                  | 103           | 19       | 0.83     | 0.14         | 70           | 15       | 0.79     | 0.10        | 198                          | 1.78          |
| Rectum                  | 93            | 20       | 0.75     | 0.20         | 57           | 18       | 0.64     | 0.14        | 165                          | 1.48          |
| Anus                    | 84            | 21       | 0.68     | 0.00         | 26           | 27       | 0.29     | 0.00        | 138                          | 1.24          |
| Multiple myeloma        | 75            | 22       | 0.61     | 0.10         | 58           | 16       | 0.65     | 0.09        | 123                          | 1.11          |
| Larynx                  | 70            | 23       | 0.57     | 0.01         | 57           | 17       | 0.64     | 0.00        | 134                          | 1.21          |
| Hodgkin lymphoma        | 69            | 24       | 0.56     | 0.04         | 30           | 25       | 0.34     | 0.02        | 158                          | 1.42          |
| Nasopharynx             | 64            | 25       | 0.52     | 0.09         | 37           | 23       | 0.42     | 0.06        | 134                          | 1.21          |
| Hypopharynx             | 59            | 26       | 0.48     | 0.12         | 17           | 30       | 0.19     | 0.04        | 59                           | 0.53          |
| Gallbladder             | 57            | 27       | 0.46     | 0.08         | 49           | 20       | 0.55     | 0.07        | 65                           | 0.58          |
| Testis                  | 48            | 28       | 0.39     | 0.10         | 20           | 28       | 0.22     | 0.01        | 132                          | 2.40          |
| Brain, nervous system   | 38            | 29       | 0.31     | 0.02         | 31           | 24       | 0.35     | 0.02        | 76                           | 0.68          |
| Melanoma of skin        | 38            | 30       | 0.31     | 0.03         | 16           | 31       | 0.18     | 0.01        | 80                           | 0.72          |
| Vagina                  | 32            | 31       | 0.26     | 0.08         | 18           | 29       | 0.20     | 0.05        | 61                           | 1.09          |
| Kaposi sarcoma          | 31            | 32       | 0.25     | 0.03         | 16           | 32       | 0.18     | 0.02        | 59                           | 0.53          |
| Penis                   | 27            | 33       | 0.22     | 0            | 12           | 33       | 0.13     | 0           | 53                           | 0.96          |
| Vulva                   | 5             | 34       | 0.04     | 0.01         | 2            | 35       | 0.02     | 0.00        | 9                            | 0.16          |
| Mesothelioma            | 4             | 35       | 0.03     | 0.00         | 4            | 34       | 0.04     | 0.00        | 4                            | 0.04          |
| <b>All cancer sites</b> | <b>12 366</b> | <b>-</b> | <b>-</b> | <b>13.23</b> | <b>8 914</b> | <b>-</b> | <b>-</b> | <b>8.72</b> | <b>18 380</b>                | <b>165.39</b> |

## Age-standardized (World) incidence rates per sex, top 10 cancers



## Age-standardized (World) incidence and mortality rates, top 10 cancers

