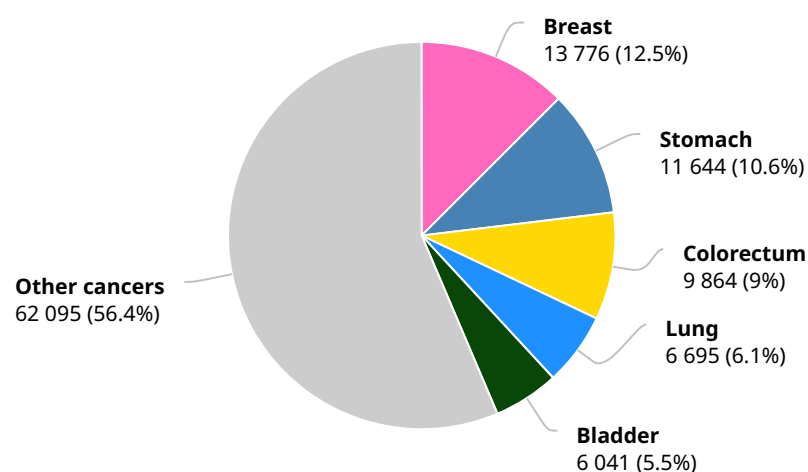


# Iran, Islamic Republic of

Source: Globocan 2018

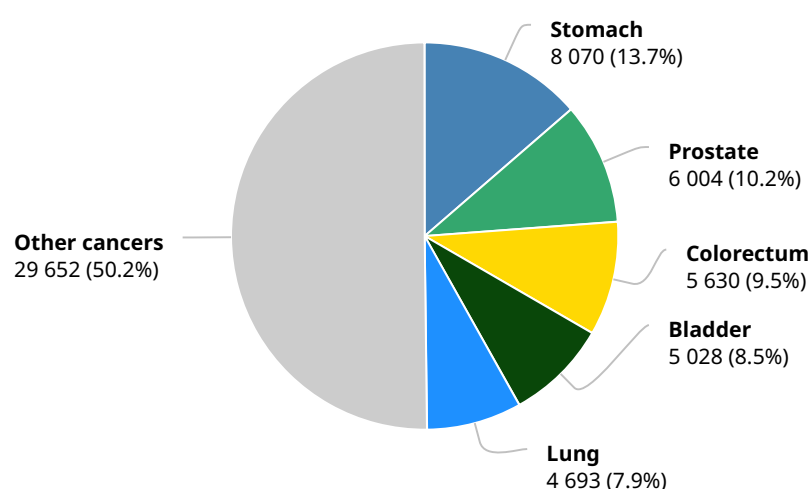


## Number of new cases in 2018, both sexes, all ages



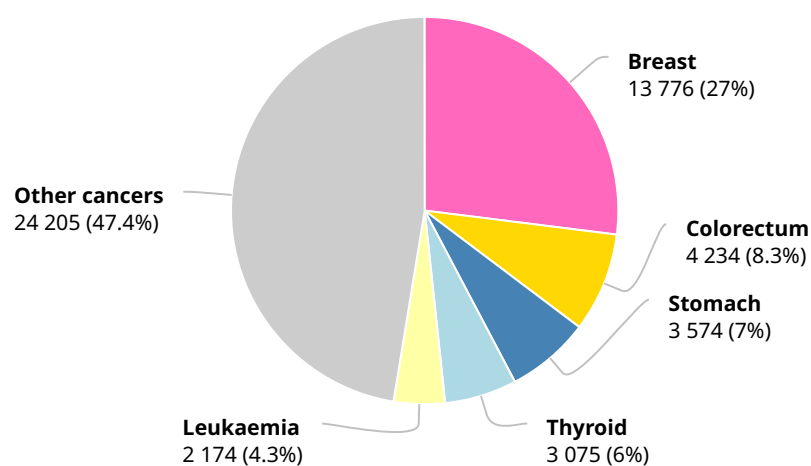
Total: 110 115

## Number of new cases in 2018, males, all ages



Total: 59 077

## Number of new cases in 2018, females, all ages



Total: 51 038

## Summary statistic 2018

	Males	Females	Both sexes
Population	41 233 529	40 778 208	82 011 737
Number of new cancer cases	59 077	51 038	110 115
Age-standardized incidence rate (World)	154.8	127.7	141.6
Risk of developing cancer before the age of 75 years (%)	15.6	12.6	14.1
Number of cancer deaths	32 809	22 976	55 785
Age-standardized mortality rate (World)	86.4	62.0	74.5
Risk of dying from cancer before the age of 75 years (%)	8.3	6.3	7.3
5-year prevalent cases	121 812	126 580	248 392
Top 5 most frequent cancers excluding non-melanoma skin cancer (ranked by cases)	Stomach Prostate Colorectum Bladder Lung	Breast Colorectum Stomach Thyroid Leukaemia	Breast Stomach Colorectum Lung Bladder

## Geography



## Numbers at a glance

Total population

**82 011 737**

Number of new cases

**110 115**

Number of deaths

**55 785**

Number of prevalent cases (5-year)

**248 392**

## Data source and methods

### Incidence

**Country-specific data source:** Local

**Method:** Weighted/simple average of the most recent local rates applied to 2018 population

### Mortality

**Country-specific data source:** National (WHO)

**Method:** Most recent rates from one source applied to 2018 population

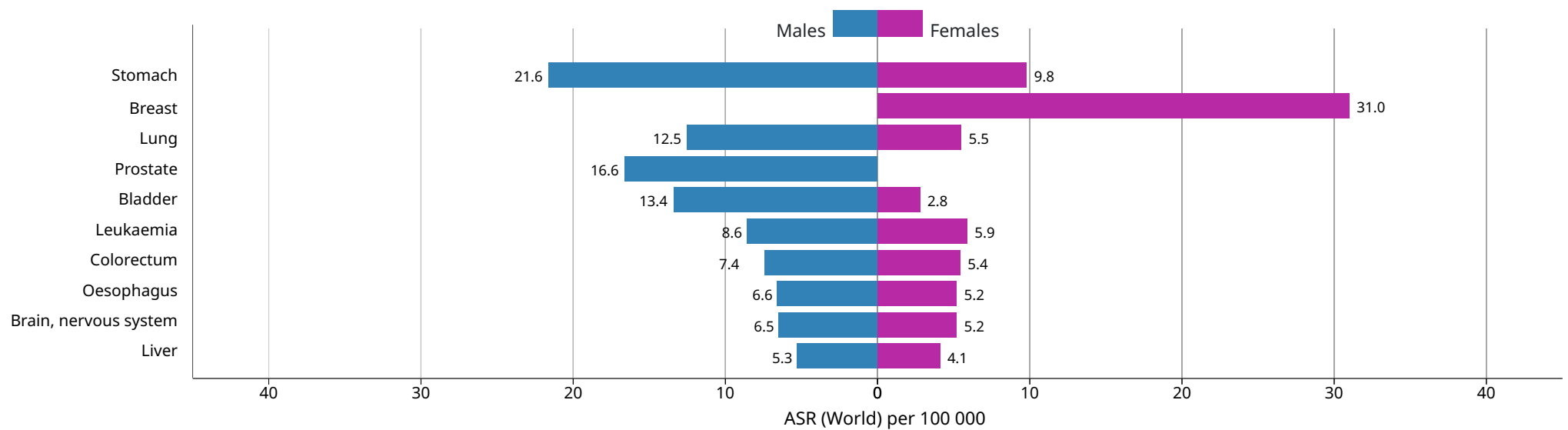
### Prevalence

Computed using sex-, site- and age-specific incidence to 1-,3- and 5-year prevalence ratios from Nordic countries for the period (2000-2009), and scaled using Human Development Index (HDI) ratios.

## Incidence, Mortality and Prevalence by cancer site

Cancer	New cases				Deaths				5-year prevalence (all ages)	
	Number	Rank	(%)	Cum.risk	Number	Rank	(%)	Cum.risk	Number	Prop.
Breast	13 776	1	12.5	3.20	3 526	6	6.3	0.95	40 825	100.11
Stomach	11 644	2	10.6	1.74	8 965	1	16.1	1.27	15 762	19.22
Lung	6 695	3	6.1	0.97	6 124	2	11.0	0.88	6 461	7.88
Colon	6 556	4	6.0	0.96	3 631	5	6.5	0.50	15 822	19.29
Bladder	6 041	5	5.5	0.97	1 257	12	2.3	0.15	17 284	21.08
Prostate	6 004	6	5.5	1.80	3 071	8	5.5	0.61	13 841	33.57
Leukaemia	5 437	7	4.9	0.65	3 711	4	6.7	0.47	15 561	18.97
Brain, nervous system	4 639	8	4.2	0.59	3 719	3	6.7	0.50	12 345	15.05
Oesophagus	4 372	9	4.0	0.69	2 130	9	3.8	0.29	4 200	5.12
Thyroid	3 963	10	3.6	0.43	289	23	0.52	0.05	13 812	16.84
Liver	3 492	11	3.2	0.48	3 439	7	6.2	0.48	2 671	3.26
Rectum	3 085	12	2.8	0.46	452	18	0.81	0.07	7 947	9.69
Non-Hodgkin lymphoma	2 988	13	2.7	0.40	1 572	11	2.8	0.21	8 394	10.24
Pancreas	2 257	14	2.0	0.34	2 128	10	3.8	0.32	1 460	1.78
Larynx	2 004	15	1.8	0.31	1 164	13	2.1	0.17	5 654	6.89
Kidney	1 983	16	1.8	0.28	564	16	1.0	0.08	5 091	6.21
Ovary	1 773	17	1.6	0.46	863	14	1.5	0.26	4 928	12.08
Multiple myeloma	1 514	18	1.4	0.24	711	15	1.3	0.11	3 492	4.26
Corpus uteri	1 370	19	1.2	0.41	329	22	0.59	0.11	4 271	10.47
Lip, oral cavity	1 282	20	1.2	0.18	384	20	0.69	0.04	3 634	4.43
Hodgkin lymphoma	1 140	21	1.0	0.11	398	19	0.71	0.04	4 191	5.11
Cervix uteri	917	22	0.83	0.24	467	17	0.84	0.14	2 613	6.41
Gallbladder	849	23	0.77	0.13	366	21	0.66	0.05	977	1.19
Testis	544	24	0.49	0.09	91	25	0.16	0.02	2 052	4.98
Melanoma of skin	499	25	0.45	0.07	143	24	0.26	0.02	1 492	1.82
Nasopharynx	364	26	0.33	0.05	72	26	0.13	0.01	1 123	1.37
Salivary glands	361	27	0.33	0.05	64	29	0.11	0.01	893	1.09
Anus	223	28	0.20	0.03	70	27	0.13	0.01	576	0.70
Oropharynx	112	29	0.10	0.02	63	30	0.11	0.01	336	0.41
Kaposi sarcoma	102	30	0.09	0.01	66	28	0.12	0.01	276	0.34
Hypopharynx	96	31	0.09	0.02	21	31	0.04	0.00	151	0.18
Vagina	54	32	0.05	0.01	7	34	0.01	0.00	156	0.38
Vulva	51	33	0.05	0.01	2	35	0.00	0.00	166	0.41
Mesothelioma	44	34	0.04	0.01	15	32	0.03	0.00	49	0.06
Penis	28	35	0.03	0.01	10	33	0.02	0.00	84	0.20
<b>All cancer sites</b>	<b>110 115</b>	<b>-</b>	<b>-</b>	<b>14.14</b>	<b>55 785</b>	<b>-</b>	<b>-</b>	<b>7.30</b>	<b>248 392</b>	<b>302.87</b>

### Age-standardized (World) incidence rates per sex, top 10 cancers



### Age-standardized (World) incidence and mortality rates, top 10 cancers

