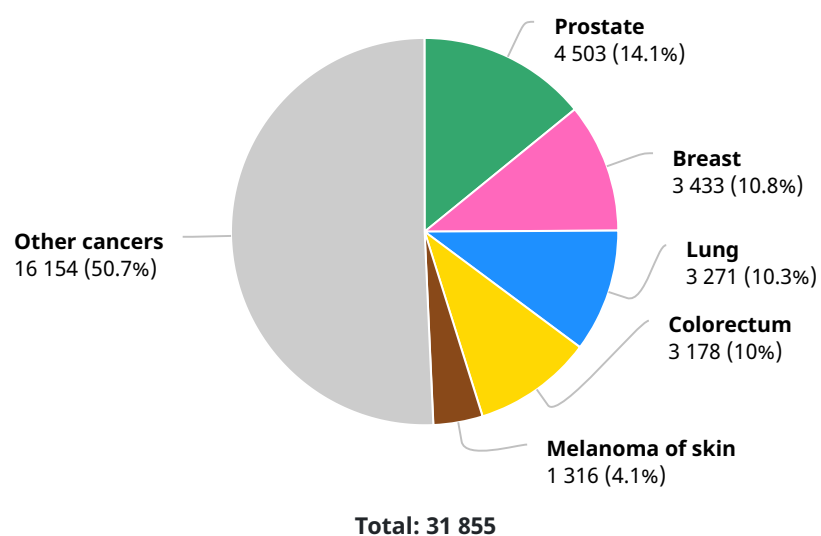


Ireland

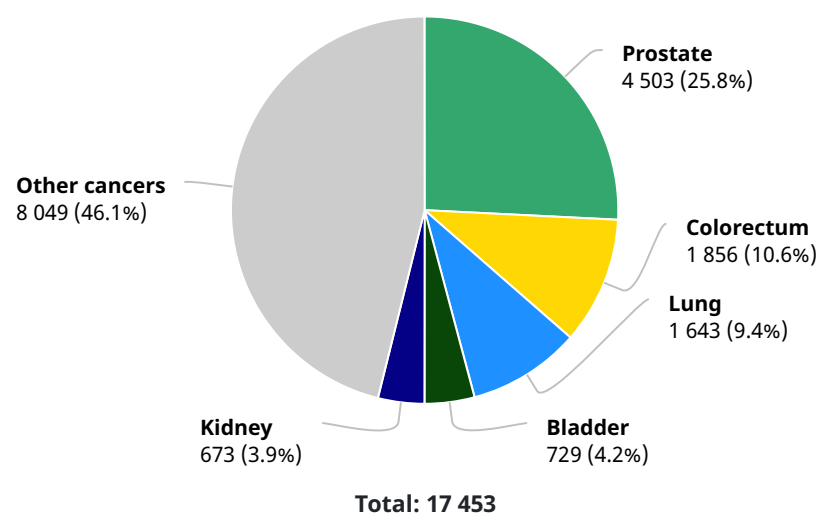
Source: Globocan 2020



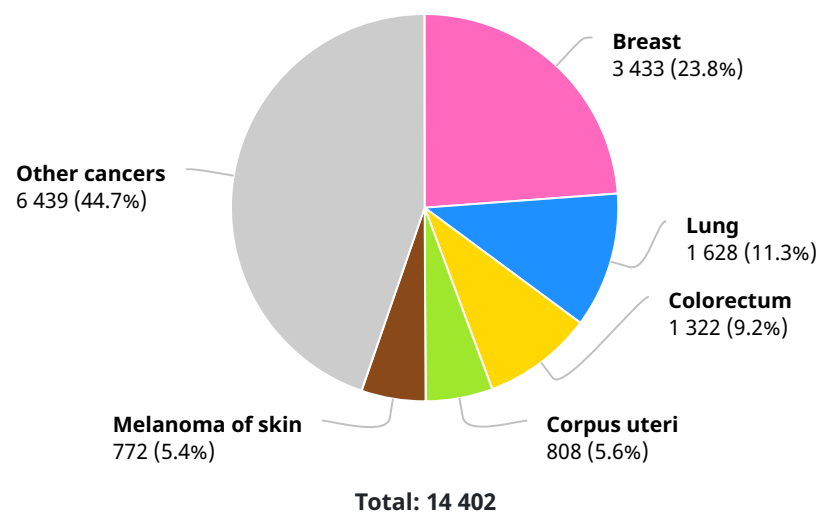
Number of new cases in 2020, both sexes, all ages



Number of new cases in 2020, males, all ages



Number of new cases in 2020, females, all ages



Summary statistic 2020

	Males	Females	Both sexes
Population	2 451 349	2 486 447	4 937 796
Number of new cancer cases	17 453	14 402	31 855
Age-standardized incidence rate (World)	414.1	336.6	372.8
Risk of developing cancer before the age of 75 years (%)	38.7	31.2	35.0
Number of cancer deaths	5 487	4 898	10 385
Age-standardized mortality rate (World)	116.6	95.5	104.9
Risk of dying from cancer before the age of 75 years (%)	11.2	9.8	10.5
5-year prevalent cases	61 988	51 794	113 782
Top 5 most frequent cancers excluding non-melanoma skin cancer (ranked by cases)	Prostate Colorectum Lung Bladder Kidney	Breast Lung Colorectum Corpus uteri Melanoma	Prostate Breast Lung Colorectum Melanoma

Geography



Numbers at a glance

Total population

4 937 796

Number of new cases

31 855

Number of deaths

10 385

Number of prevalent cases (5-year)

113 782

Data source and methods

Incidence

Country-specific data source: National Cancer Registry Ireland

Method: National (or local with coverage greater than 50%) rates projected to 2020

Mortality

Country-specific data source: National (WHO)

Method: National rates projected to 2020

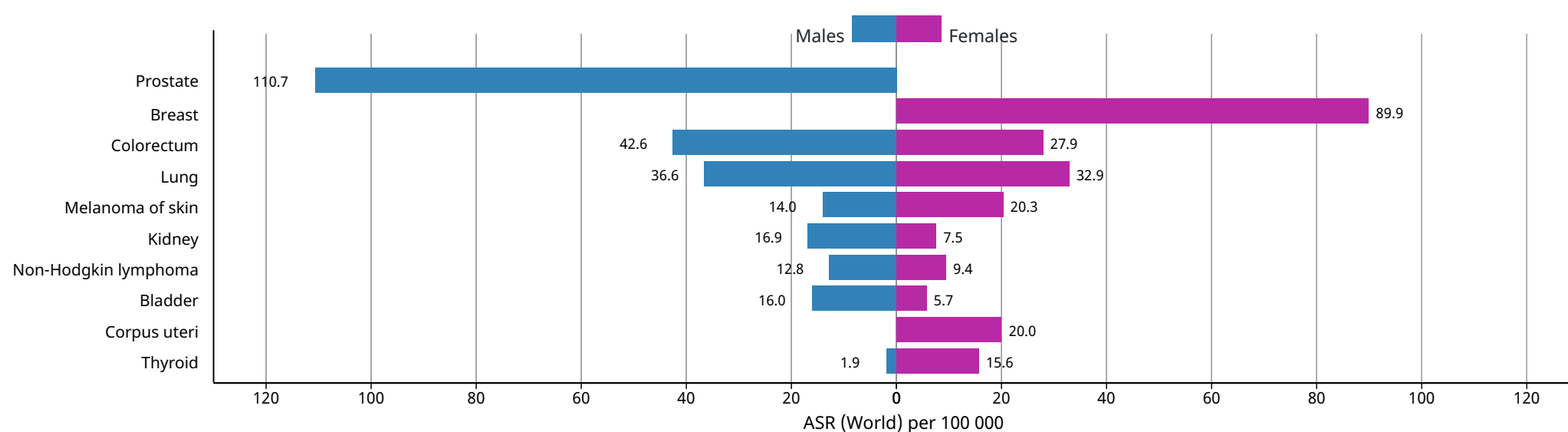
Prevalence

Computed using sex-, site- and age-specific incidence to 1-;3- and 5-year prevalence ratios from Nordic countries for the period (2006-2015), and scaled using Human Development Index (HDI) ratios.

Incidence, Mortality and Prevalence by cancer site

Cancer	New cases				Deaths				5-year prevalence (all ages)	
	Number	Rank	(%)	Cum.risk	Number	Rank	(%)	Cum.risk	Number	Prop. (per 100 000)
Prostate	4 503	1	14.1	13.87	569	5	5.5	0.64	18 214	743.02
Breast	3 433	2	10.8	9.66	745	2	7.2	1.60	14 667	589.88
Lung	3 271	3	10.3	4.07	2 232	1	21.5	2.53	4 290	86.88
Colon	1 982	4	6.2	2.48	548	6	5.3	0.50	6 067	122.87
Melanoma of skin	1 316	5	4.1	1.82	181	18	1.7	0.18	4 757	96.34
Rectum	1 134	6	3.6	1.54	722	3	7.0	0.74	3 797	76.90
Bladder	1 007	7	3.2	1.23	352	10	3.4	0.27	3 439	69.65
Kidney	987	8	3.1	1.40	325	13	3.1	0.36	3 121	63.21
Non-Hodgkin lymphoma	905	9	2.8	1.27	343	11	3.3	0.34	3 074	62.25
Corpus uteri	808	10	2.5	2.49	201	17	1.9	0.47	3 248	130.63
Stomach	686	11	2.2	0.85	330	12	3.2	0.35	1 174	23.78
Pancreas	676	12	2.1	0.77	618	4	6.0	0.64	519	10.51
Leukaemia	627	13	2.0	0.83	292	15	2.8	0.29	2 016	40.83
Thyroid	562	14	1.8	0.85	40	25	0.39	0.04	2 267	45.91
Oesophagus	531	15	1.7	0.67	484	7	4.7	0.56	663	13.43
Ovary	481	16	1.5	1.36	297	14	2.9	0.74	1 498	60.25
Liver	478	17	1.5	0.58	421	8	4.1	0.51	485	9.82
Brain, central nervous system	422	18	1.3	0.62	368	9	3.5	0.53	1 354	27.42
Cervix uteri	342	19	1.1	1.02	106	19	1.0	0.30	1 121	45.08
Multiple myeloma	335	20	1.1	0.42	221	16	2.1	0.21	966	19.56
Lip, oral cavity	317	21	1.00	0.47	84	20	0.81	0.12	1 042	21.10
Larynx	209	22	0.66	0.32	78	21	0.75	0.09	738	14.95
Testis	204	23	0.64	0.62	4	34	0.04	0.01	950	38.75
Hodgkin lymphoma	138	24	0.43	0.21	29	26	0.28	0.04	584	11.83
Oropharynx	98	25	0.31	0.16	56	22	0.54	0.09	309	6.26
Gallbladder	63	26	0.20	0.07	42	24	0.40	0.03	74	1.50
Anus	62	27	0.19	0.07	12	31	0.12	0.01	208	4.21
Vulva	60	28	0.19	0.14	19	29	0.18	0.04	214	8.61
Hypopharynx	58	29	0.18	0.09	22	28	0.21	0.03	121	2.45
Mesothelioma	54	30	0.17	0.08	43	23	0.41	0.06	68	1.38
Salivary glands	43	31	0.13	0.05	24	27	0.23	0.02	163	3.30
Penis	39	32	0.12	0.10	11	32	0.11	0.02	141	5.75
Nasopharynx	23	33	0.07	0.04	13	30	0.13	0.02	82	1.66
Vagina	13	34	0.04	0.04	6	33	0.06	0.01	43	1.73
Kaposi sarcoma	10	35	0.03	0.02	0	35	0	0	36	0.73
All cancer sites	31 855	-	-	34.98	10 385	-	-	10.49	113 782	2304.3

Age-standardized (World) incidence rates per sex, top 10 cancers



Age-standardized (World) incidence and mortality rates, top 10 cancers

