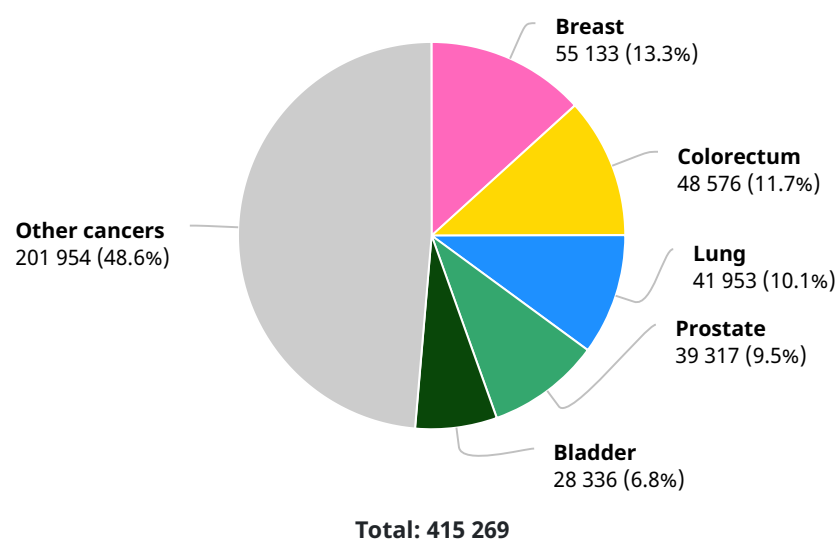


Italy

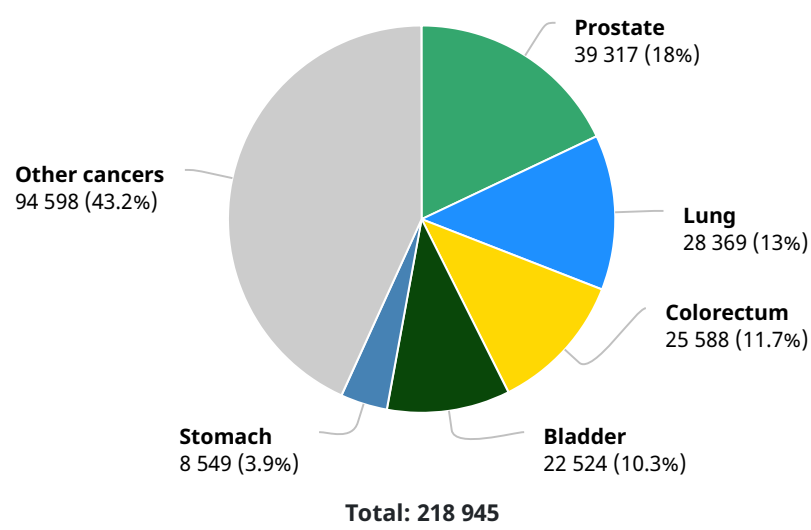
Source: Globocan 2020



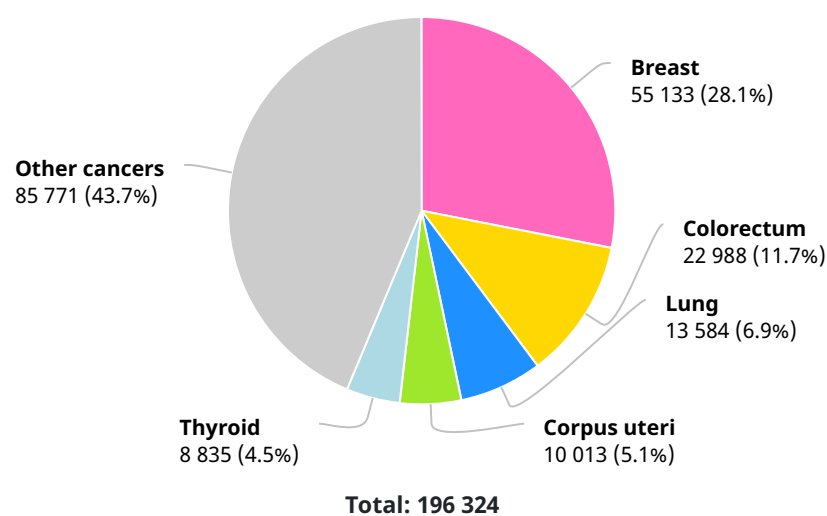
Number of new cases in 2020, both sexes, all ages



Number of new cases in 2020, males, all ages



Number of new cases in 2020, females, all ages



Summary statistic 2020

	Males	Females	Both sexes
Population	29 437 725	31 024 103	60 461 828
Number of new cancer cases	218 945	196 324	415 269
Age-standardized incidence rate (World)	317.5	274.8	292.6
Risk of developing cancer before the age of 75 years (%)	30.8	25.6	28.0
Number of cancer deaths	96 579	78 180	174 759
Age-standardized mortality rate (World)	112.0	74.7	91.1
Risk of dying from cancer before the age of 75 years (%)	11.4	7.8	9.5
5-year prevalent cases	613 018	617 675	1 230 693
Top 5 most frequent cancers excluding non-melanoma skin cancer (ranked by cases)	Prostate Lung Colorectum Bladder Stomach	Breast Colorectum Lung Corpus uteri Thyroid	Breast Colorectum Lung Prostate Bladder

Geography



Numbers at a glance

Total population

60 461 828

Number of new cases

415 269

Number of deaths

174 759

Number of prevalent cases (5-year)

1 230 693

Data source and methods

Incidence

Country-specific data source: Local* ([See page 3](#))

Method: Estimated from national mortality estimates by modelling, using mortality:incidence ratios derived from country-specific cancer registry data

Mortality

Country-specific data source: National (WHO)

Method: National rates projected to 2020

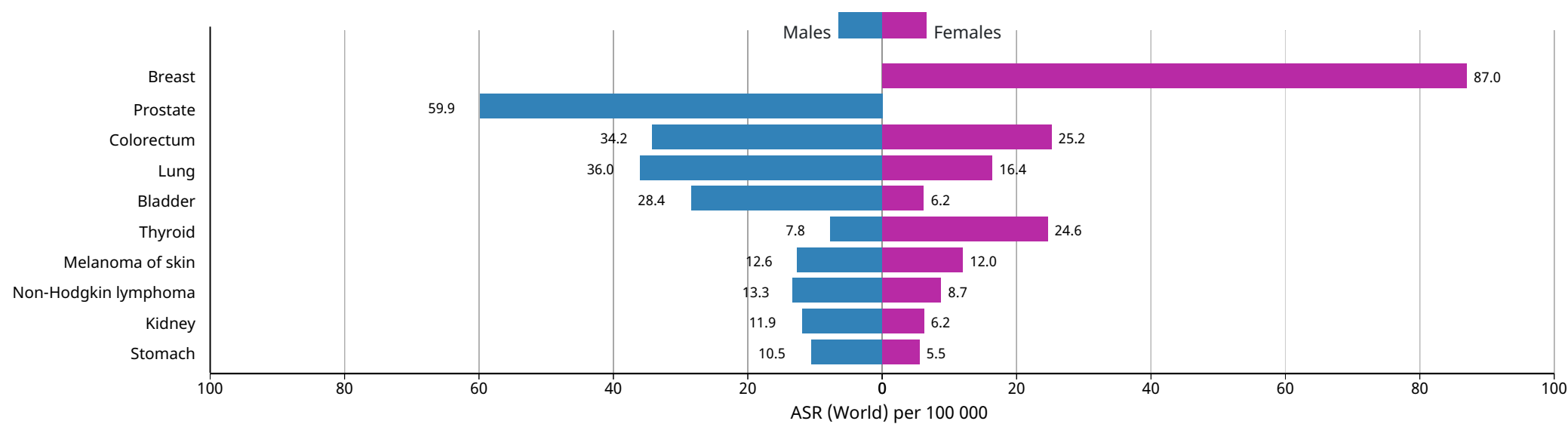
Prevalence

Computed using sex-, site- and age-specific incidence to 1-,3- and 5-year prevalence ratios from Nordic countries for the period (2006-2015), and scaled using Human Development Index (HDI) ratios.

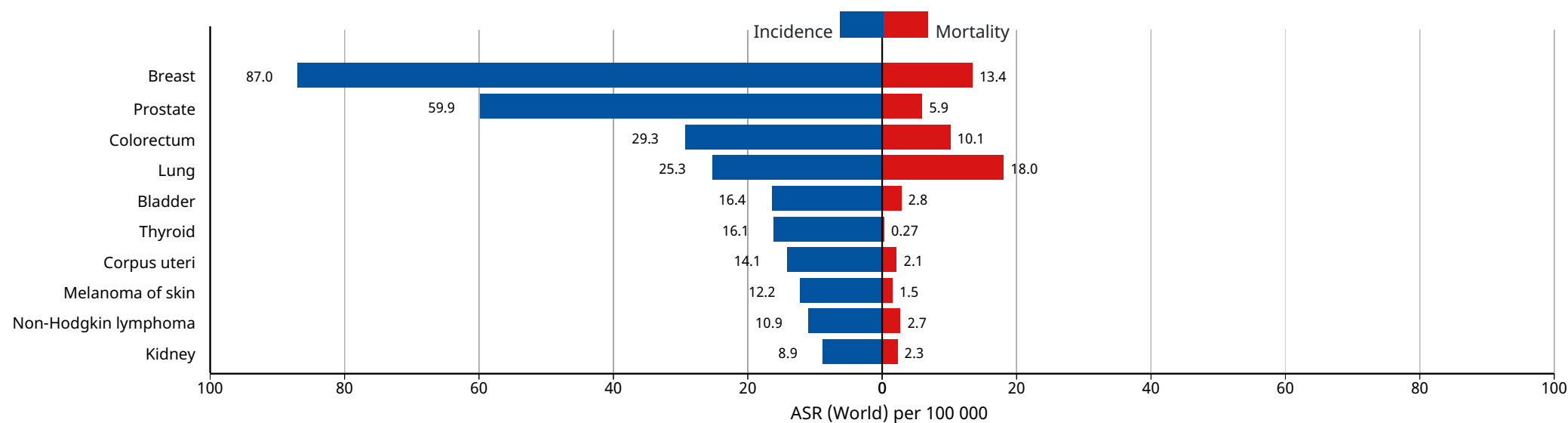
Incidence, Mortality and Prevalence by cancer site

Cancer	New cases				Deaths				5-year prevalence (all ages)	
	Number	Rank	(%)	Cum.risk	Number	Rank	(%)	Cum.risk	Number	Prop.
Breast	55 133	1	13.3	9.27	12 633	4	7.2	1.43	223 090	0
Lung	41 953	2	10.1	3.12	33 602	1	19.2	2.15	49 423	0
Prostate	39 317	3	9.5	7.66	6 902	8	3.9	0.43	147 452	0
Colon	33 957	4	8.2	2.34	16 629	2	9.5	0.78	97 550	0
Bladder	28 336	5	6.8	1.94	7 108	7	4.1	0.27	90 710	0
Stomach	14 372	6	3.5	0.88	8 853	6	5.1	0.46	22 054	0
Pancreas	14 155	7	3.4	0.84	12 917	3	7.4	0.77	9 386	0
Non-Hodgkin lymphoma	14 032	8	3.4	1.19	5 175	10	3.0	0.29	43 960	0
Rectum	13 326	9	3.2	1.01	4 812	11	2.8	0.25	41 829	0
Melanoma of skin	12 515	10	3.0	1.23	2 224	16	1.3	0.16	42 364	0
Kidney	12 306	11	3.0	1.04	4 280	13	2.4	0.25	36 112	0
Thyroid	12 288	12	3.0	1.45	526	26	0.30	0.03	46 013	0
Liver	11 739	13	2.8	0.90	9 798	5	5.6	0.61	11 165	0
Corpus uteri	10 013	14	2.4	1.71	2 152	17	1.2	0.25	37 836	0
Leukaemia	9 352	15	2.3	0.73	6 324	9	3.6	0.35	26 829	0
Multiple myeloma	5 772	16	1.4	0.41	3 775	14	2.2	0.20	15 290	0
Brain, central nervous system	5 732	17	1.4	0.55	4 568	12	2.6	0.39	16 920	0
Ovary	5 370	18	1.3	0.88	3 285	15	1.9	0.45	15 119	0
Lip, oral cavity	4 037	19	0.97	0.32	1 585	20	0.91	0.10	12 519	0
Larynx	3 229	20	0.78	0.29	1 459	21	0.83	0.10	10 740	0
Cervix uteri	3 152	21	0.76	0.68	1 011	22	0.58	0.17	9 806	0
Testis	2 382	22	0.57	0.64	104	35	0.06	0.02	10 460	0
Oesophagus	2 164	23	0.52	0.18	1 975	18	1.1	0.13	2 543	0
Hodgkin lymphoma	2 120	24	0.51	0.27	416	28	0.24	0.03	8 379	0
Mesothelioma	1 973	25	0.48	0.14	1 774	19	1.0	0.11	2 265	0
Oropharynx	1 494	26	0.36	0.15	762	24	0.44	0.07	4 385	0
Anus	1 293	27	0.31	0.10	348	29	0.20	0.02	4 091	0
Vulva	1 204	28	0.29	0.13	544	25	0.31	0.04	3 599	0
Kaposi sarcoma	1 120	29	0.27	0.08	150	32	0.09	0.00	3 504	0
Gallbladder	1 071	30	0.26	0.07	780	23	0.45	0.04	1 148	0
Salivary glands	1 034	31	0.25	0.08	430	27	0.25	0.02	3 393	0
Hypopharynx	772	32	0.19	0.08	319	30	0.18	0.03	1 463	0
Nasopharynx	629	33	0.15	0.07	273	31	0.16	0.03	2 125	0
Penis	540	34	0.13	0.09	144	33	0.08	0.02	1 805	0
Vagina	236	35	0.06	0.03	110	34	0.06	0.01	670	0
All cancer sites	415 269	-	-	28.05	174 759	-	-	9.50	1 230 693	0

Age-standardized (World) incidence rates per sex, top 10 cancers



Age-standardized (World) incidence and mortality rates, top 10 cancers





Country-specific data source

***Local:** Aosta Valley Cancer Registry, Barletta Cancer Registry, Basilicata Cancer Registry, Bergamo Cancer Registry, Province of Biella Cancer Registry, Cancer Registry of Caserta, Integrated Cancer Registry of Catania-Messina-Siracusa-Enna, Cancer Registry of Como province, Cremona Cancer Registry, Ferrara Province Cancer Registry, Friuli-Venezia Giulia Cancer Registry, Latina Province Cancer Registry, Lecco Cancer Registry, Cancer Registry of South Lombardy, Mantova Cancer Registry, Milano Tumour Registry, Tumour Registry of Modena, Monza Cancer Registry, Naples Cancer Registry, Nuoro Cancer Registry, Palermo Province Cancer Registry, Parma Cancer Registry, Piacenza Cancer Registry, Ragusa Cancer Registry, Reggio Emilia Province Tumour Registry, Romagna Tumour Registry, Sassari Province Tumour Registry, Sondrio Province Tumour Registry, South Tyrol Cancer Registry, Cancer Registry of the Province of Syracuse, Taranto Cancer Registry, Trento Cancer Registry, Piedmont Tumour Registry, Tuscany Region Tumour Registry, Umbrian Tumour Registry, Varese Tumour Registry, Veneto Tumour Registry