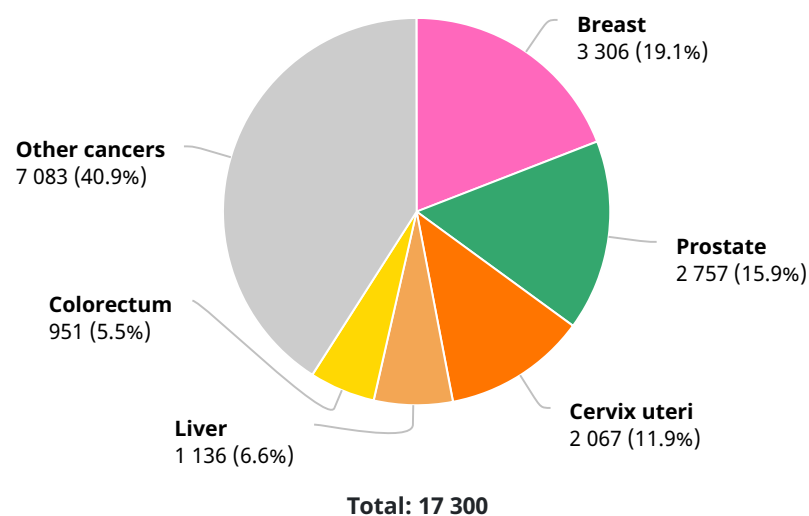


# Côte d'Ivoire

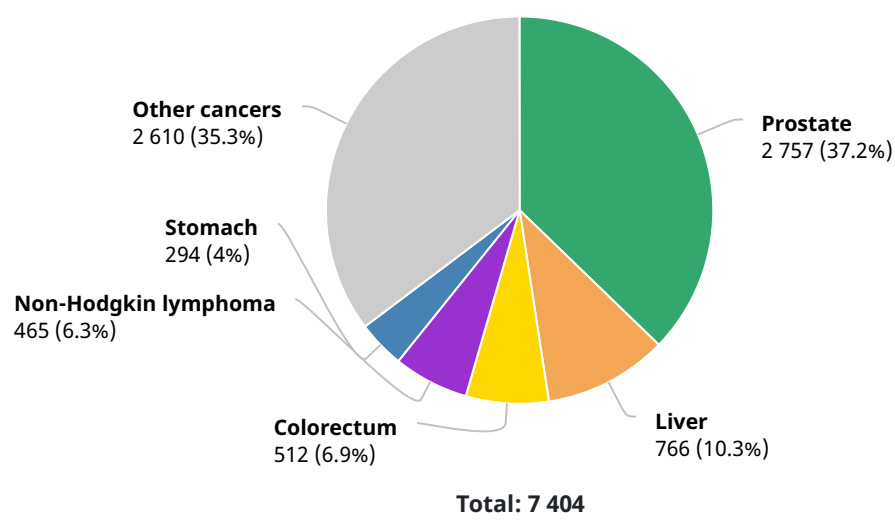
Source: Globocan 2020



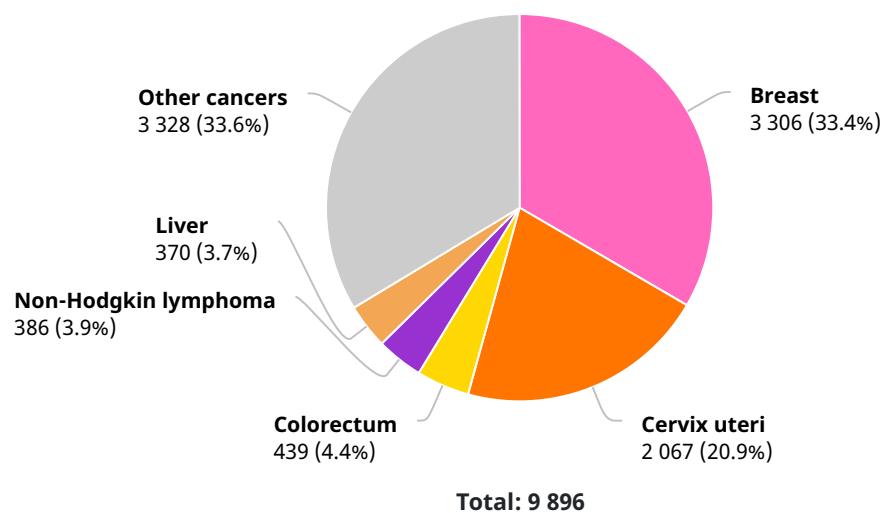
## Number of new cases in 2020, both sexes, all ages



## Number of new cases in 2020, males, all ages



## Number of new cases in 2020, females, all ages



## Summary statistic 2020

|  | Males  | Females   | Both sexes  |
|--|--|---|---|
| Population   | 13 300 380   | 13 077 895  | 26 378 275  |
| Number of new cancer cases   | 7 404  | 9 896   | 17 300  |
| Age-standardized incidence rate (World)  | 108.6  | 139.5   | 123.3   |
| Risk of developing cancer before the age of 75 years (%)                         | 11.6   | 14.3  | 13.0  |
| Number of cancer deaths  | 5 220  | 6 540   | 11 760  |
| Age-standardized mortality rate (World)  | 79.6   | 97.9  | 88.0  |
| Risk of dying from cancer before the age of 75 years (%)                         | 8.2  | 10.4  | 9.3   |
| 5-year prevalent cases   | 12 038   | 18 463  | 30 501  |
| Top 5 most frequent cancers excluding non-melanoma skin cancer (ranked by cases) | Prostate<br>Liver<br>Colorectum<br>Non-Hodgkin lymphoma<br>Stomach | Breast<br>Cervix uteri<br>Colorectum<br>Non-Hodgkin lymphoma<br>Liver | Breast<br>Prostate<br>Cervix uteri<br>Liver<br>Colorectum |

## Geography



## Numbers at a glance

Total population

**26 378 275**

Number of new cases

**17 300**

Number of deaths

**11 760**

Number of prevalent cases (5-year)

**30 501**

## Data source and methods

### Incidence

**Country-specific data source:** Registre du cancer d'Abidjan

**Method:** Most recent rates from a single registry applied to 2020 population

### Mortality

**Country-specific data source:** No data

**Method:** Estimated from national incidence estimates by modelling, using incidence:mortality ratios derived from cancer registry data in neighbouring countries

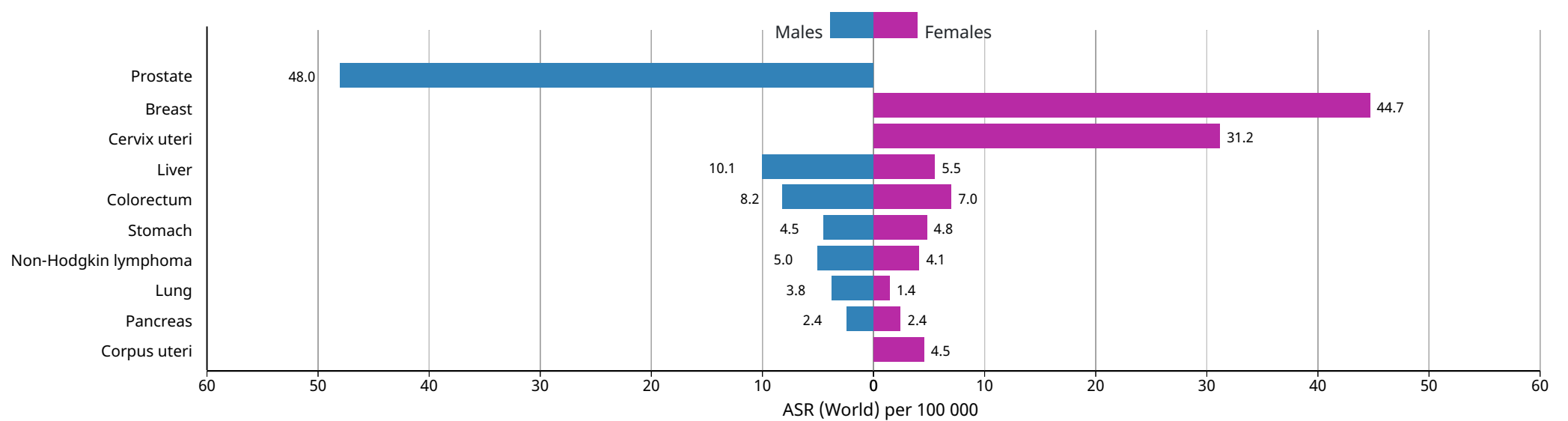
### Prevalence

Computed using sex-, site- and age-specific incidence to 1-,3- and 5-year prevalence ratios from Nordic countries for the period (2006-2015), and scaled using Human Development Index (HDI) ratios.

## Incidence, Mortality and Prevalence by cancer site

| Cancer                        | New cases     |          |          |              | Deaths        |          |          |             | 5-year prevalence (all ages) |                     |
|-------------------------------|---------------|----------|----------|--------------|---------------|----------|----------|-------------|------------------------------|---------------------|
|                               | Number        | Rank     | (%)      | Cum.risk     | Number        | Rank     | (%)      | Cum.risk    | Number                       | Prop. (per 100 000) |
| Breast                        | 3 306         | 1        | 19.1     | 4.68         | 1 785         | 1        | 15.2     | 2.70        | 6 532                        | 49.95               |
| Prostate                      | 2 757         | 2        | 15.9     | 5.74         | 1 600         | 2        | 13.6     | 3.11        | 4 336                        | 32.60               |
| Cervix uteri                  | 2 067         | 3        | 11.9     | 3.60         | 1 417         | 3        | 12.0     | 2.71        | 3 807                        | 29.11               |
| Liver                         | 1 136         | 4        | 6.6      | 0.89         | 1 066         | 4        | 9.1      | 0.86        | 1 408                        | 5.34                |
| Non-Hodgkin lymphoma          | 851           | 5        | 4.9      | 0.45         | 539           | 5        | 4.6      | 0.34        | 1 719                        | 6.52                |
| Colon                         | 610           | 6        | 3.5      | 0.55         | 449           | 7        | 3.8      | 0.40        | 1 009                        | 3.83                |
| Stomach                       | 578           | 7        | 3.3      | 0.56         | 509           | 6        | 4.3      | 0.50        | 802                          | 3.04                |
| Lung                          | 308           | 8        | 1.8      | 0.26         | 277           | 9        | 2.4      | 0.24        | 338                          | 1.28                |
| Leukaemia                     | 302           | 9        | 1.7      | 0.16         | 240           | 10       | 2.0      | 0.15        | 618                          | 2.34                |
| Ovary                         | 296           | 10       | 1.7      | 0.49         | 215           | 11       | 1.8      | 0.42        | 550                          | 4.21                |
| Pancreas                      | 288           | 11       | 1.7      | 0.28         | 280           | 8        | 2.4      | 0.27        | 262                          | 0.99                |
| Kidney                        | 262           | 12       | 1.5      | 0.10         | 186           | 13       | 1.6      | 0.09        | 678                          | 2.57                |
| Corpus uteri                  | 257           | 13       | 1.5      | 0.55         | 85            | 19       | 0.72     | 0.18        | 567                          | 4.34                |
| Rectum                        | 256           | 14       | 1.5      | 0.19         | 188           | 12       | 1.6      | 0.14        | 456                          | 1.73                |
| Kaposi sarcoma                | 196           | 15       | 1.1      | 0.11         | 116           | 17       | 0.99     | 0.07        | 386                          | 1.46                |
| Brain, central nervous system | 184           | 16       | 1.1      | 0.13         | 158           | 14       | 1.3      | 0.13        | 359                          | 1.36                |
| Lip, oral cavity              | 181           | 17       | 1.0      | 0.15         | 118           | 16       | 1.0      | 0.10        | 326                          | 1.24                |
| Multiple myeloma              | 159           | 18       | 0.92     | 0.15         | 141           | 15       | 1.2      | 0.14        | 253                          | 0.96                |
| Larynx                        | 122           | 19       | 0.71     | 0.11         | 86            | 18       | 0.73     | 0.07        | 229                          | 0.87                |
| Thyroid                       | 121           | 20       | 0.70     | 0.09         | 52            | 27       | 0.44     | 0.04        | 263                          | 1.00                |
| Bladder                       | 118           | 21       | 0.68     | 0.12         | 68            | 22       | 0.58     | 0.07        | 219                          | 0.83                |
| Hodgkin lymphoma              | 117           | 22       | 0.68     | 0.06         | 56            | 26       | 0.48     | 0.04        | 270                          | 1.02                |
| Salivary glands               | 104           | 23       | 0.60     | 0.06         | 68            | 23       | 0.58     | 0.05        | 215                          | 0.82                |
| Nasopharynx                   | 97            | 24       | 0.56     | 0.05         | 67            | 24       | 0.57     | 0.04        | 191                          | 0.72                |
| Anus                          | 85            | 25       | 0.49     | 0.07         | 64            | 25       | 0.54     | 0.06        | 152                          | 0.58                |
| Gallbladder                   | 84            | 26       | 0.49     | 0.06         | 75            | 21       | 0.64     | 0.05        | 110                          | 0.42                |
| Oesophagus                    | 83            | 27       | 0.48     | 0.08         | 79            | 20       | 0.67     | 0.08        | 91                           | 0.34                |
| Melanoma of skin              | 52            | 28       | 0.30     | 0.05         | 22            | 30       | 0.19     | 0.02        | 98                           | 0.37                |
| Vagina                        | 48            | 29       | 0.28     | 0.07         | 29            | 28       | 0.25     | 0.04        | 84                           | 0.64                |
| Oropharynx                    | 37            | 30       | 0.21     | 0.03         | 25            | 29       | 0.21     | 0.02        | 60                           | 0.23                |
| Vulva                         | 30            | 31       | 0.17     | 0.04         | 18            | 31       | 0.15     | 0.03        | 74                           | 0.57                |
| Hypopharynx                   | 16            | 32       | 0.09     | 0.00         | 13            | 32       | 0.11     | 0.00        | 12                           | 0.05                |
| Mesothelioma                  | 12            | 33       | 0.07     | 0.03         | 12            | 33       | 0.10     | 0.03        | 13                           | 0.05                |
| Testis                        | 11            | 34       | 0.06     | 0.01         | 5             | 34       | 0.04     | 0.00        | 25                           | 0.19                |
| Penis                         | 4             | 35       | 0.02     | 0.01         | 2             | 35       | 0.02     | 0.00        | 8                            | 0.06                |
| <b>All cancer sites</b>       | <b>17 300</b> | <b>-</b> | <b>-</b> | <b>12.96</b> | <b>11 760</b> | <b>-</b> | <b>-</b> | <b>9.28</b> | <b>30 501</b>                | <b>115.6</b>        |

## Age-standardized (World) incidence rates per sex, top 10 cancers



## Age-standardized (World) incidence and mortality rates, top 10 cancers

