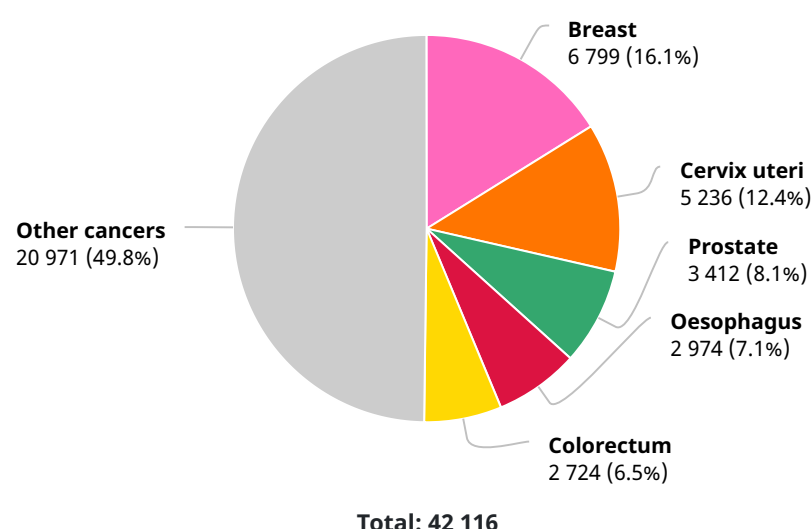


Kenya

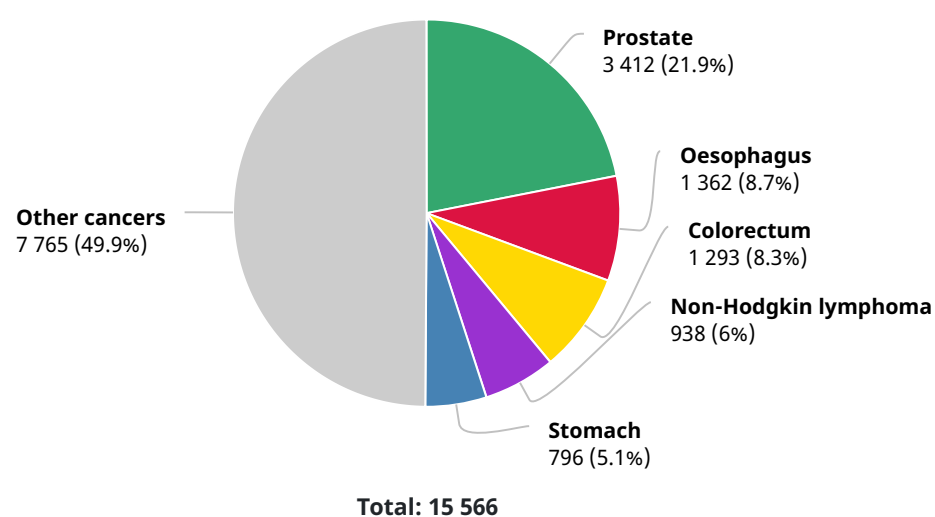
Source: Globocan 2020



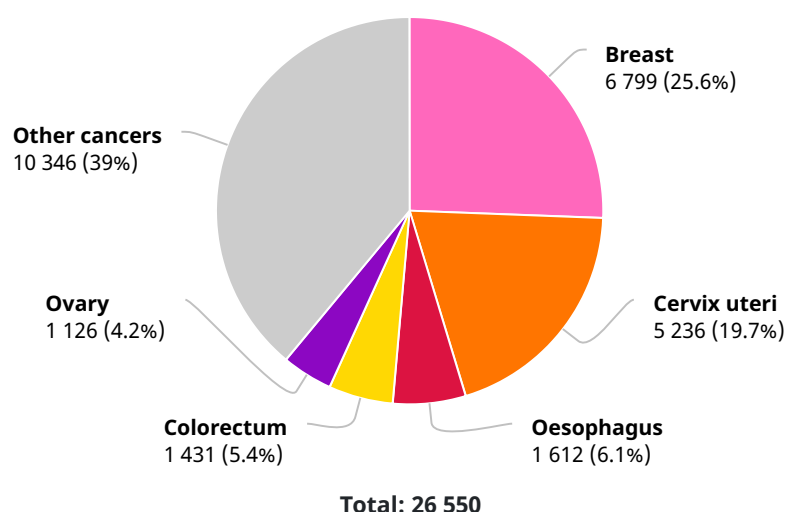
Number of new cases in 2020, both sexes, all ages



Number of new cases in 2020, males, all ages



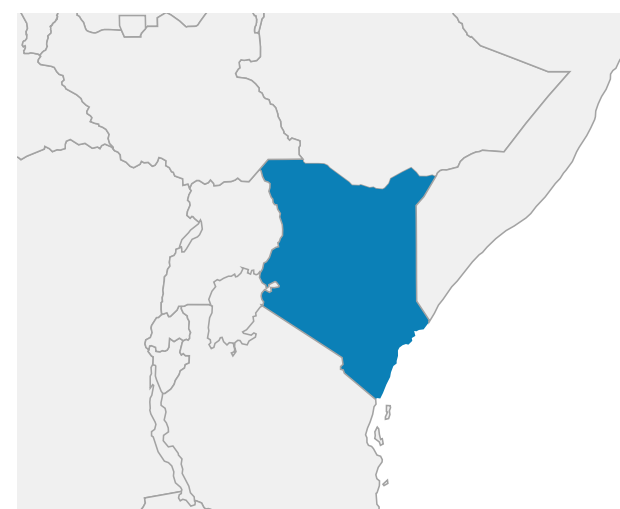
Number of new cases in 2020, females, all ages



Summary statistic 2020

	Males	Females	Both sexes
Population	26 718 527	27 052 773	53 771 300
Number of new cancer cases	15 566	26 550	42 116
Age-standardized incidence rate (World)	133.2	168.2	149.2
Risk of developing cancer before the age of 75 years (%)	14.3	18.0	16.2
Number of cancer deaths	10 466	16 626	27 092
Age-standardized mortality rate (World)	96.5	112.6	103.2
Risk of dying from cancer before the age of 75 years (%)	10.3	12.7	11.6
5-year prevalent cases	28 464	54 156	82 620
Top 5 most frequent cancers excluding non-melanoma skin cancer (ranked by cases)	Prostate Oesophagus Colorectum Non-Hodgkin lymphoma Stomach	Breast Cervix uteri Oesophagus Colorectum Ovary	Breast Cervix uteri Prostate Oesophagus Colorectum

Geography



Numbers at a glance

Total population

53 771 300

Number of new cases

42 116

Number of deaths

27 092

Number of prevalent cases (5-year)

82 620

Data source and methods

Incidence

Country-specific data source: Eldoret Cancer Registry, Nairobi Cancer Registry

Method: Weighted/simple average of the most recent local rates applied to 2020 population

Mortality

Country-specific data source: No data

Method: Estimated from national incidence estimates by modelling, using incidence:mortality ratios derived from cancer registry data in neighbouring countries

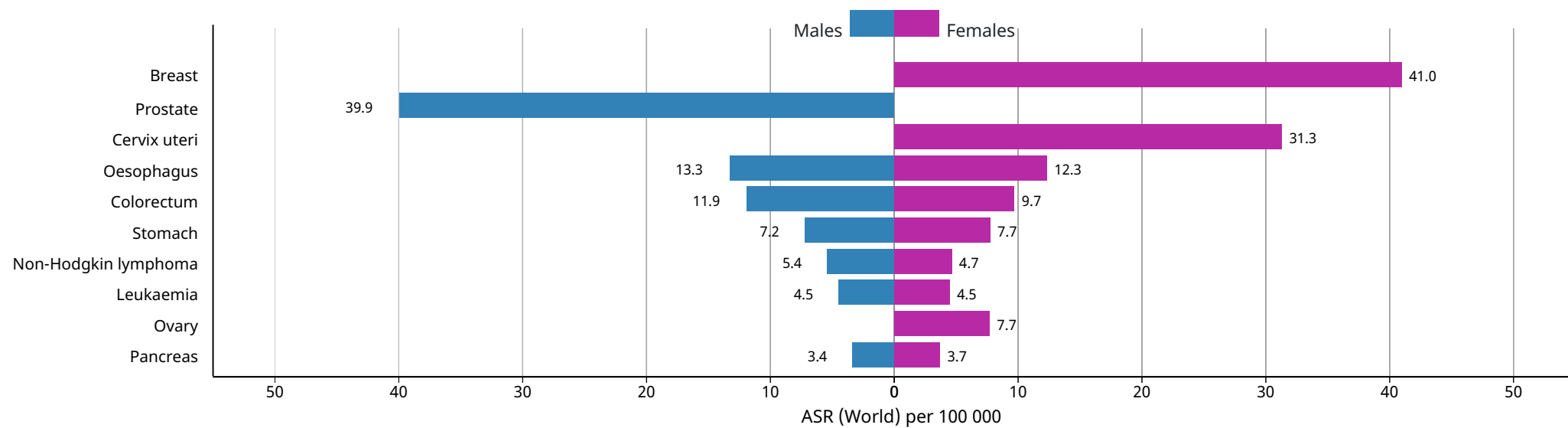
Prevalence

Computed using sex-, site- and age-specific incidence to 1-,3- and 5-year prevalence ratios from Nordic countries for the period (2006-2015), and scaled using Human Development Index (HDI) ratios.

Incidence, Mortality and Prevalence by cancer site

Cancer	New cases				Deaths				5-year prevalence (all ages)	
	Number	Rank	(%)	Cum.risk	Number	Rank	(%)	Cum.risk	Number	Prop.
Breast	6 799	1	16.1	4.69	3 107	2	11.5	2.28	15 496	0
Cervix uteri	5 236	2	12.4	3.60	3 211	1	11.9	2.50	10 881	0
Prostate	3 412	3	8.1	4.59	1 780	4	6.6	2.31	5 833	0
Oesophagus	2 974	4	7.1	1.57	2 743	3	10.1	1.49	3 247	0
Non-Hodgkin lymphoma	1 798	5	4.3	0.53	1 098	7	4.1	0.38	4 038	0
Stomach	1 781	6	4.2	0.90	1 501	5	5.5	0.78	2 429	0
Leukaemia	1 579	7	3.7	0.44	1 159	6	4.3	0.38	3 745	0
Colon	1 546	8	3.7	0.71	1 051	8	3.9	0.49	2 870	0
Ovary	1 126	9	2.7	0.98	798	11	2.9	0.80	2 314	0
Rectum	973	10	2.3	0.42	670	13	2.5	0.30	1 916	0
Nasopharynx	931	11	2.2	0.32	621	14	2.3	0.26	2 075	0
Liver	924	12	2.2	0.41	856	9	3.2	0.40	1 157	0
Pancreas	809	13	1.9	0.45	800	10	3.0	0.45	745	0
Lung	794	14	1.9	0.44	729	12	2.7	0.42	941	0
Kaposi sarcoma	785	15	1.9	0.20	460	17	1.7	0.12	1 808	0
Lip, oral cavity	759	16	1.8	0.32	435	18	1.6	0.19	1 555	0
Corpus uteri	735	17	1.7	0.79	223	23	0.82	0.26	1 812	0
Multiple myeloma	706	18	1.7	0.30	583	15	2.2	0.26	1 322	0
Brain, central nervous system	686	19	1.6	0.22	560	16	2.1	0.20	1 515	0
Bladder	493	20	1.2	0.24	249	22	0.92	0.12	1 015	0
Kidney	476	21	1.1	0.14	305	20	1.1	0.11	1 380	0
Hodgkin lymphoma	444	22	1.1	0.08	184	24	0.68	0.04	1 012	0
Thyroid	432	23	1.0	0.19	128	26	0.47	0.08	1 084	0
Larynx	408	24	0.97	0.22	267	21	0.99	0.15	854	0
Gallbladder	377	25	0.90	0.19	327	19	1.2	0.17	489	0
Melanoma of skin	273	26	0.65	0.12	101	28	0.37	0.04	615	0
Anus	205	27	0.49	0.07	141	25	0.52	0.05	411	0
Vulva	157	28	0.37	0.12	88	29	0.32	0.08	371	0
Hypopharynx	148	29	0.35	0.08	120	27	0.44	0.07	189	0
Salivary glands	145	30	0.34	0.06	86	30	0.32	0.05	362	0
Oropharynx	66	31	0.16	0.02	43	31	0.16	0.02	113	0
Vagina	65	32	0.15	0.06	36	32	0.13	0.04	134	0
Penis	47	33	0.11	0.05	21	33	0.08	0.02	101	0
Testis	35	34	0.08	0.02	12	34	0.04	0.01	102	0
Mesothelioma	10	35	0.02	0.00	10	35	0.04	0.00	9	0
All cancer sites	42 116	-	-	16.19	27 092	-	-	11.56	82 620	0

Age-standardized (World) incidence rates per sex, top 10 cancers



Age-standardized (World) incidence and mortality rates, top 10 cancers

