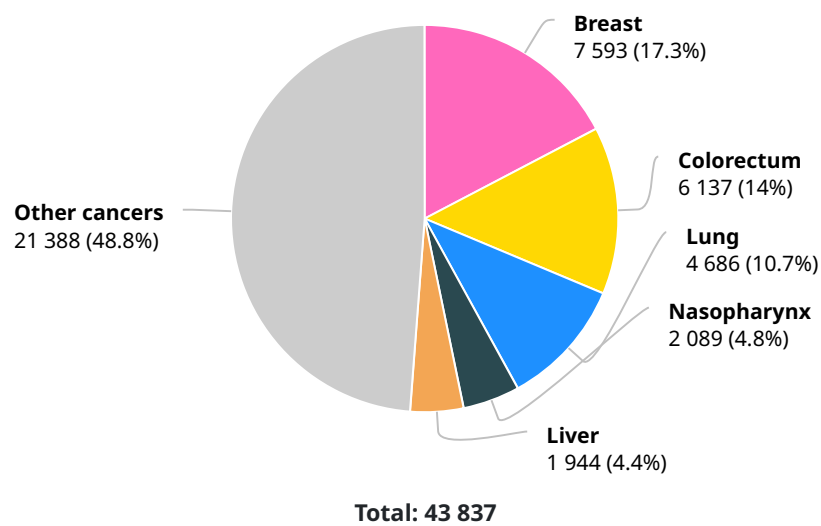


Malaysia

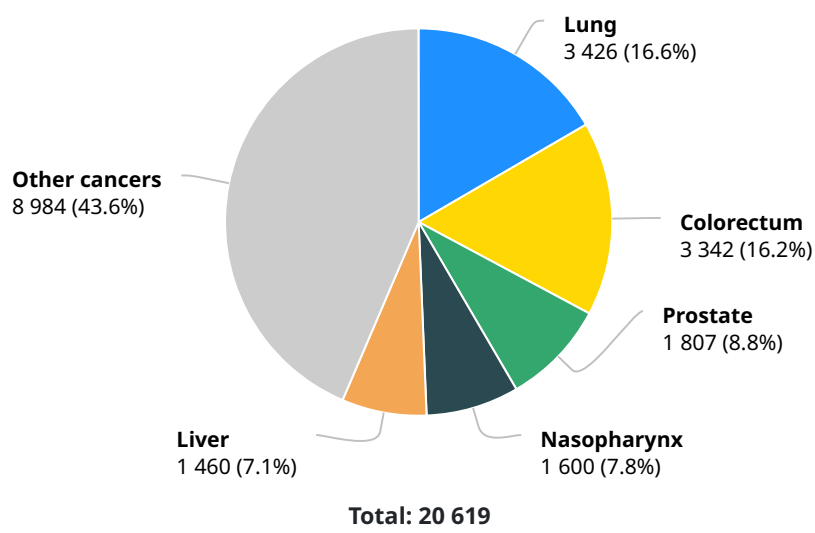
Source: Globocan 2018



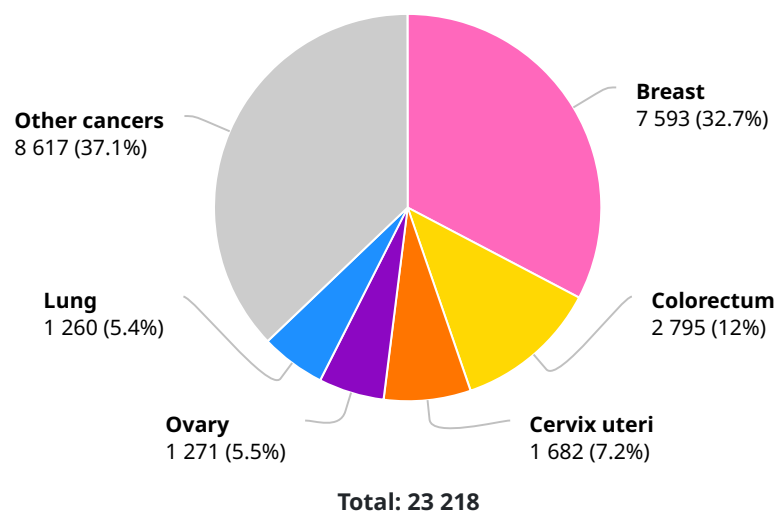
Number of new cases in 2018, both sexes, all ages



Number of new cases in 2018, males, all ages



Number of new cases in 2018, females, all ages



Summary statistic 2018

	Males	Females	Both sexes
Population	16 526 726	15 515 729	32 042 455
Number of new cancer cases	20 619	23 218	43 837
Age-standardized incidence rate (World)	134.2	147.2	139.9
Risk of developing cancer before the age of 75 years (%)	14.2	14.8	14.5
Number of cancer deaths	13 937	12 458	26 395
Age-standardized mortality rate (World)	92.0	79.8	85.5
Risk of dying from cancer before the age of 75 years (%)	9.4	8.2	8.8
5-year prevalent cases	43 537	62 725	106 262
Top 5 most frequent cancers excluding non-melanoma skin cancer (ranked by cases)	Lung Colorectum Prostate Nasopharynx Liver	Breast Colorectum Cervix uteri Ovary Lung	Breast Colorectum Lung Nasopharynx Liver

Geography



Numbers at a glance

Total population

32 042 455

Number of new cases

43 837

Number of deaths

26 395

Number of prevalent cases (5-year)

106 262

Data source and methods

Incidence

Country-specific data source: Malaysian National Cancer Registry, Penang Cancer Registry

Method: Weighted/simple average of the most recent local rates applied to 2018 population

Mortality

Country-specific data source: National (WHO)

Method: Estimated from national incidence estimates by modelling, using incidence:mortality ratios derived from cancer registry data in neighbouring countries

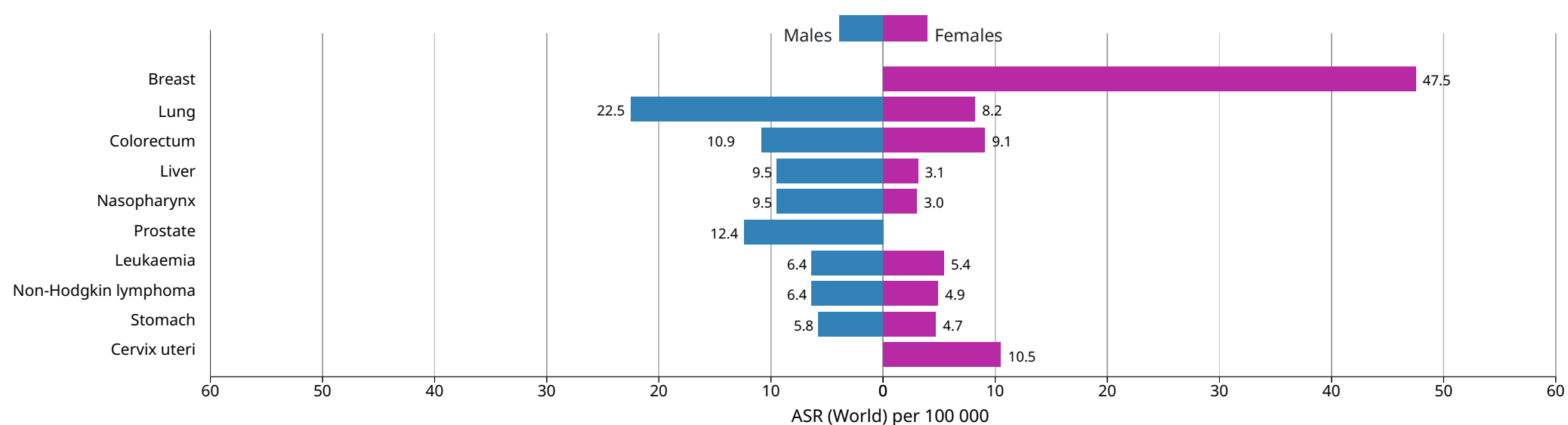
Prevalence

Computed using sex-, site- and age-specific incidence to 1-,3- and 5-year prevalence ratios from Nordic countries for the period (2000-2009), and scaled using Human Development Index (HDI) ratios.

Incidence, Mortality and Prevalence by cancer site

Cancer	New cases				Deaths				5-year prevalence (all ages)	
	Number	Rank	(%)	Cum.risk	Number	Rank	(%)	Cum.risk	Number	Prop.
Breast	7 593	1	17.3	5.12	2 894	2	11.0	2.05	24 021	154.82
Lung	4 686	2	10.7	1.91	4 057	1	15.4	1.64	4 759	14.85
Colon	3 506	3	8.0	1.30	2 095	3	7.9	0.67	8 676	27.08
Rectum	2 508	4	5.7	0.93	1 250	7	4.7	0.41	6 690	20.88
Nasopharynx	2 089	5	4.8	0.68	1 187	8	4.5	0.44	6 562	20.48
Liver	1 944	6	4.4	0.74	1 933	4	7.3	0.73	1 453	4.53
Prostate	1 807	7	4.1	1.59	789	13	3.0	0.42	4 289	25.95
Non-Hodgkin lymphoma	1 799	8	4.1	0.60	984	9	3.7	0.33	5 216	16.28
Leukaemia	1 717	9	3.9	0.46	1 377	5	5.2	0.37	5 361	16.73
Cervix uteri	1 682	10	3.8	1.19	944	10	3.6	0.72	4 898	31.57
Stomach	1 613	11	3.7	0.57	1 326	6	5.0	0.43	2 290	7.15
Ovary	1 271	12	2.9	0.90	800	12	3.0	0.62	3 607	23.25
Corpus uteri	1 100	13	2.5	0.79	332	18	1.3	0.25	3 446	22.21
Pancreas	976	14	2.2	0.35	924	11	3.5	0.33	642	2.00
Kidney	887	15	2.0	0.32	487	15	1.8	0.15	2 161	6.74
Bladder	819	16	1.9	0.31	417	16	1.6	0.13	2 383	7.44
Brain, nervous system	754	17	1.7	0.20	695	14	2.6	0.19	2 184	6.82
Thyroid	738	18	1.7	0.23	100	23	0.38	0.04	2 598	8.11
Lip, oral cavity	667	19	1.5	0.25	327	19	1.2	0.11	2 085	6.51
Larynx	470	20	1.1	0.21	233	21	0.88	0.10	1 378	4.30
Oesophagus	422	21	0.96	0.17	396	17	1.5	0.16	418	1.30
Gallbladder	349	22	0.80	0.14	284	20	1.1	0.11	389	1.21
Multiple myeloma	227	23	0.52	0.09	184	22	0.70	0.07	533	1.66
Salivary glands	213	24	0.49	0.08	85	24	0.32	0.03	535	1.67
Hodgkin lymphoma	207	25	0.47	0.05	76	25	0.29	0.02	778	2.43
Anus	123	26	0.28	0.04	69	26	0.26	0.02	335	1.05
Oropharynx	119	27	0.27	0.04	56	28	0.21	0.02	359	1.12
Hypopharynx	112	28	0.26	0.04	63	27	0.24	0.02	187	0.58
Testis	109	29	0.25	0.04	14	32	0.05	0.01	388	2.35
Melanoma of skin	101	30	0.23	0.04	45	29	0.17	0.02	304	0.95
Penis	45	31	0.10	0.03	19	31	0.07	0.01	155	0.94
Vulva	42	32	0.10	0.04	13	33	0.05	0.01	133	0.86
Vagina	36	33	0.08	0.02	23	30	0.09	0.01	91	0.59
Kaposi sarcoma	15	34	0.03	0.00	6	34	0.02	0.00	40	0.12
Mesothelioma	6	35	0.01	0.00	5	35	0.02	0.00	8	0.02
All cancer sites	43 837	-	-	14.47	26 395	-	-	8.80	106 262	331.63

Age-standardized (World) incidence rates per sex, top 10 cancers



Age-standardized (World) incidence and mortality rates, top 10 cancers

