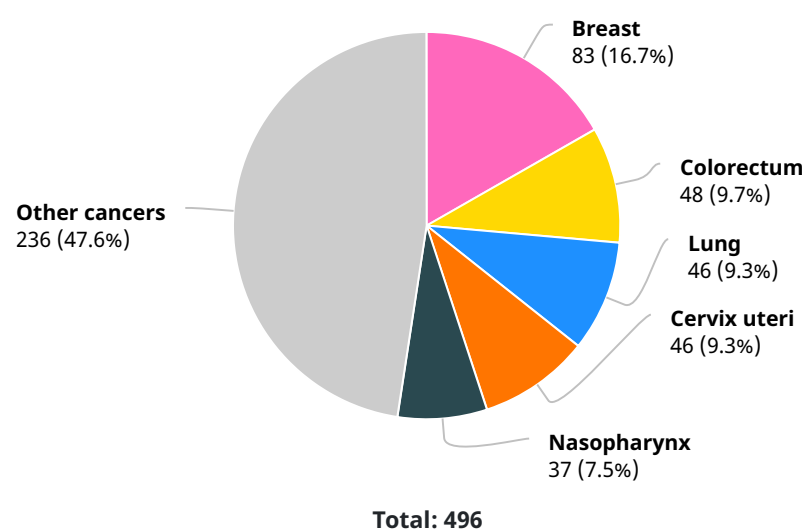


Maldives

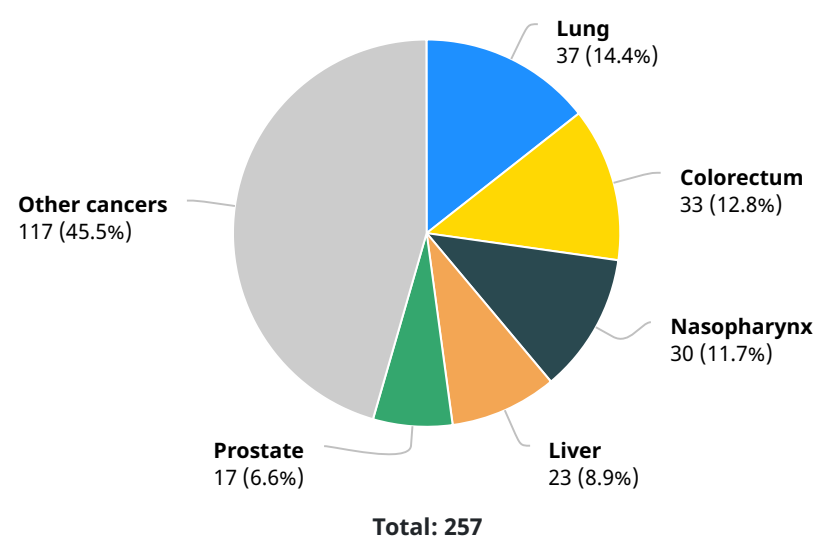
Source: Globocan 2020



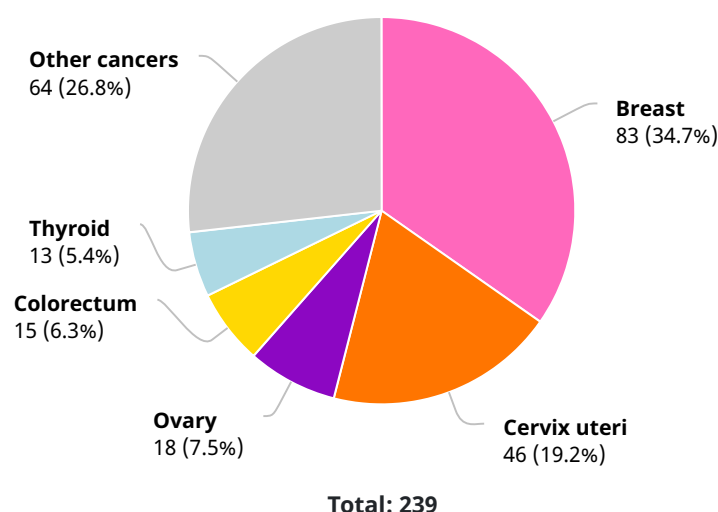
Number of new cases in 2020, both sexes, all ages



Number of new cases in 2020, males, all ages



Number of new cases in 2020, females, all ages



Summary statistic 2020

	Males	Females	Both sexes
Population	342 928	197 614	540 542
Number of new cancer cases	257	239	496
Age-standardized incidence rate (World)	121.5	131.5	123.7
Risk of developing cancer before the age of 75 years (%)	13.1	14.0	13.3
Number of cancer deaths	163	101	264
Age-standardized mortality rate (World)	84.5	60.5	72.8
Risk of dying from cancer before the age of 75 years (%)	9.5	7.3	8.4
5-year prevalent cases	568	622	1 190
Top 5 most frequent cancers excluding non-melanoma skin cancer (ranked by cases)	Lung Colorectum Nasopharynx Liver Prostate	Breast Cervix uteri Ovary Colorectum Thyroid	Breast Colorectum Lung Cervix uteri Nasopharynx

Geography



Numbers at a glance

Total population

540 542

Number of new cases

496

Number of deaths

264

Number of prevalent cases (5-year)

1 190

Data source and methods

Incidence

Country-specific data source: No data

Method: No data: the rates are those of neighbouring countries or registries in the same area

Mortality

Country-specific data source: No data

Method: No data: the rates are those of neighbouring countries in the same area

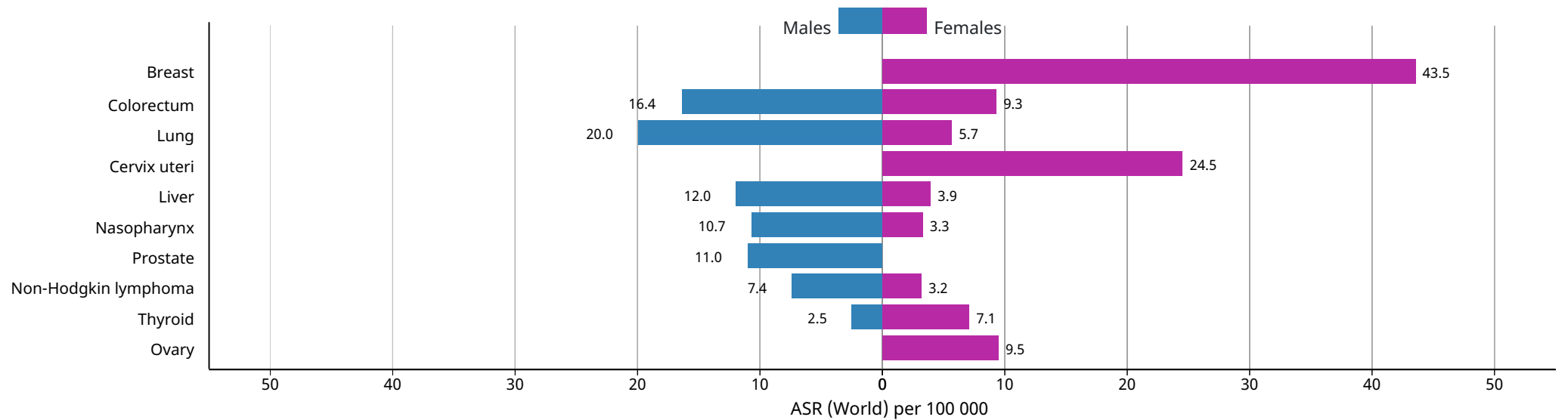
Prevalence

Computed using sex-, site- and age-specific incidence to 1-;3- and 5-year prevalence ratios from Nordic countries for the period (2006-2015), and scaled using Human Development Index (HDI) ratios.

Incidence, Mortality and Prevalence by cancer site

Cancer	New cases				Deaths				5-year prevalence (all ages)	
	Number	Rank	(%)	Cum.risk	Number	Rank	(%)	Cum.risk	Number	Prop. (per 100 000)
Breast	83	1	16.7	4.77	26	3	9.8	1.86	248	125.50
Lung	46	2	9.3	1.53	40	1	15.2	1.44	46	8.51
Cervix uteri	46	3	9.3	2.82	24	4	9.1	1.78	118	59.71
Nasopharynx	37	4	7.5	0.80	17	5	6.4	0.50	106	19.61
Liver	29	5	5.8	1.00	28	2	10.6	0.99	30	5.55
Colon	25	6	5.0	0.75	15	6	5.7	0.54	50	9.25
Rectum	23	7	4.6	0.74	9	9	3.4	0.31	56	10.36
Non-Hodgkin lymphoma	22	8	4.4	0.67	9	10	3.4	0.33	62	11.47
Leukaemia	20	9	4.0	0.42	15	7	5.7	0.35	64	11.84
Thyroid	19	10	3.8	0.48	0	29	0	0	57	10.54
Ovary	18	11	3.6	1.05	12	8	4.5	0.85	45	22.77
Prostate	17	12	3.4	1.35	8	11	3.0	0.37	57	16.62
Corpus uteri	9	13	1.8	0.70	2	15	0.76	0.24	25	12.65
Brain, central nervous system	8	14	1.6	0.15	8	12	3.0	0.30	22	4.07
Bladder	8	15	1.6	0.31	5	14	1.9	0.23	23	4.25
Pancreas	6	16	1.2	0.10	6	13	2.3	0.10	4	0.74
Larynx	5	17	1.0	0.19	0	33	0	0	13	2.40
Lip, oral cavity	5	18	1.0	0.13	0	16	0	0	10	1.85
Testis	2	19	0.40	0.02	0	28	0	0	7	2.04
Oropharynx	0	20	0	0	0	26	0	0	0	0
Stomach	0	21	0	0	0	27	0	0	0	0
Salivary glands	0	22	0	0	0	30	0	0	0	0
Oesophagus	0	23	0	0	0	31	0	0	0	0
Anus	0	24	0	0	0	32	0	0	0	0
Kaposi sarcoma	0	25	0	0	0	34	0	0	0	0
Multiple myeloma	0	26	0	0	0	35	0	0	0	0
Hypopharynx	0	27	0	0	0	17	0	0	0	0
Mesothelioma	0	28	0	0	0	18	0	0	0	0
Vagina	0	29	0	0	0	19	0	0	0	0
Penis	0	30	0	0	0	20	0	0	0	0
Gallbladder	0	31	0	0	0	21	0	0	0	0
Melanoma of skin	0	32	0	0	0	22	0	0	0	0
Vulva	0	33	0	0	0	23	0	0	0	0
Kidney	0	34	0	0	0	24	0	0	0	0
Hodgkin lymphoma	0	35	0	0	0	25	0	0	0	0
All cancer sites	496	-	-	13.34	264	-	-	8.44	1 190	220.1

Age-standardized (World) incidence rates per sex, top 10 cancers



Age-standardized (World) incidence and mortality rates, top 10 cancers

